

# THE NEW COMMODOR



Photograph shows option



## Precision Engine Lathe

# COMMODOR 180 GSD | 180 VCD

# COMMODOR 230 VCD

# **WEILER**

[www.weiler.de](http://www.weiler.de)

SERVICE

RADIAL DRILLING MACHINES

CNC LATHES

CYCLE-CONTROLLED LATHES

TOOL ROOM LATHES/SEMI-CYCLE CONTROLLED LATHES

# COMMODOR GSD AND COMMODOR VCD




## The user-friendly mechanical giant for maximum cutting performance

### WEILER VCD screen display (optional)




- Large, clear 9" colour screen
- 3 axes for bed, face and top slide (Z and Zo can be offset or separated)
- Constant cutting speed with speed limitation
- Oriented spindle stop
- Electronic limit switching device for thread turning
- Distance-to-go display for thread cutting with limit switching device
- Automatic display of maintenance intervals
- Fade-out of the axis positions possible
- Radius/diameter changeover
- Metric-inch changeover
- Zero point shift
- Timer-controlled standby mode
- Tool technology memory for speed or cutting speed for 99 tools
- Electronic operating hours counter for machine "On" and spindle "On"




### Headstock

The very stable main spindle ensures high dynamic rigidity. The high-precision double tapered roller bearing and adjustable double-row cylindrical roller bearings guarantee high surface quality, very smooth running and good turning performance.



### Feed gearbox

Feed gearboxes with 3 rotary knobs and an integrated lever can shift 200 gears. With a few exceptions, all standardised thread pitches in the metric and imperial measuring system can be shifted within a wide range without the need to change gears.



### Lock case

The lock case is completely closed and also serves as an oil reservoir for the central lubrication system for the tool slide and lock nut. Unintentional engagement of the lock nut is prevented by a pushbutton.

**Separate feed and thread switching with mutual interlocking**

**Travelling chuck guard** guarantee for safety

**Easy maintenance** due to good accessibility of the maintenance points

**Integrated LED machine light** arranged glare-free

**WEILER Design + Ergonomics** Perfectly aligned to practice and operation

**Easy chip disposal** thanks to retractable chip tray

### Quality

The acceptance tolerances according to DIN 8605 are clearly undercut – proof of the high quality of the machine.

### Safety

Automatic handwheel disengagement

- Lead and pull spindle cover
- Spindle brake
- Mitigation of pinch points

### Economic efficiency

The Commodor series offers numerous application possibilities for single part and small batch production, in craft and industrial companies as well as in tool and fixture construction, which can be significantly extended by extensive additional equipment.


### Option examples



Numerical position display Heidenhain ND7013 (GSD)



Manual chuck for collets



Fixed bezel

# TECHNICAL DATA

## Standard equipment

- Tailstock with pressure relief
- Central lubrication
- Braking device for main drive
- Socket for machine light 230 V
- Lead and traction spindle cover
- Taper sleeve MK6/MK4
- Centre point MK4
- Multisuisse quick-change steel holder size B with interchangeable holder BD 25140
- Travelling chuck guard with limit switch monitoring
- Machine rear panel
- LED machine light
- Chip deflector
- Longitudinal fixed stop
- Set of changeable wheels 33-56-88-120
- Coolant device
- 5 spare shear pins for lead screw and change wheel
- Set of operating keys
- Operating manual with spare parts catalogue also on data carrier
- Machine card
- Main drive with built-in brake

## Options

- Live centres
- Rotating steady rest with sliding jaws
- Fixed steady rest with roller or sliding jaws
- Hollow spindle stops
- Three- and four-jaw chucks
- Face plates
- Various clamping devices for collets
- Sliding protective covers
- Digital displays
- Constant cutting speed (VCD version only)
- Further accessories on request

## Electrical equipment

- Operating voltage 3 x AC 400 V N/PE/50 Hz
- Control voltage 24 V
- All safety-relevant components are electrically interlocked.
- Dual-channel safety device
- Restart protection in the event of power failure or EMERGENCY STOP

Working Range		Commodor 180 GSD	Commodor 180 VCD	Commodor 230 VCD
Distance between centres	mm	1,000	1,000	1,000
Centre height	mm	180	180	230
Swing over bed	mm	380	380	475
Swing over cross slide	mm	180	180	270
Main spindle				
Spindle nose acc. to DIN 55027 (DIN ISO 702-3)	size	6	6	6
Spindle diameter in front bearing	mm	90	90	90
Spindle bore	mm	56	56	56
Inner taper of main spindle	MT	6	6	6
Main Drive				
Drive power 100 % duty cycle	kW	2.2/4.4	7.5	11
Speed range	rpm	25–2,000	25–2,000	25–2,000
Number of gears		9	4	4
Number of speeds		18	stepless	stepless
Feed drive				
Number		200	200	320
longitudinal	mm/rev	0.026–0.9	0.026–0.9	0.026–7.4
transverse	mm/rev	0.013–0.45	0.013–0.45	0.013–3.7
Thread Cutting Range				
Metric threads	mm	0.3–10	0.3–10	0.3–80
Inch threads	TPI	80–2.75	80–2.75	80–0.75
Tailstock				
Quill diameter	mm	60	60	70
Quill travel	mm	150	150	150
Inside taper of quill	MT	4	4	4
Dimensions				
Length/Width/Height	mm	2,400/1,310/1,585	2,400/1,310/1,585	2,400/1,310/1,585
Weights	kg	1,750	1,800	2,000

We reserve the right to make technical changes | 12/2023 · 5.0915.01.07.03.02

User videos are available on the WEILER Channel at



## WEILER Werkzeugmaschinen GmbH

Friedrich K. Eisler Strasse 1  
91448 Emskirchen  
Germany  
Phone +49 (0)9101-705-0  
Fax +49 (0)9101-705-122  
info@weiler.de | www.weiler.de