

smarter.storing.solutions



Please note  
the current  
INFLATION  
SURCHARGE

Shelving systems   Wide-span shelving   Pallet racking   Cantilever racking   Shelving systems and mezzanine systems

**100 YEARS**  
SINCE 1921  
**GEBRÜDER SCHULTE**

Main catalogue  
2023



# 100 YEARS

SINCE 1921

## GEBRÜDER SCHULTE

» Success always has a story

Since its foundation, the family business Gebr. Schulte GmbH & Co. KG has been manufacturing and developing its products in Sundern, Sauerland, and is one of the leading shelving manufacturers in Europe.

Today, high-quality shelving systems for professional users in industry and trade are produced under the SCHULTE Lagertechnik brand. The product portfolio includes boltless shelving, boltless office shelving, wide span shelving, pallet racking, cantilever racking, multi-storey shelving systems and platforms. Many years of experience in the production of shelving systems for a wide variety of areas on state-of-the-art production facilities at the Sundern site form the core competences of the company. Today, an own production and storage area of more than 30,000 m<sup>2</sup> and a globally operating sales department with a modern logistics system characterise the 400-strong company as a reliable partner.

However, the story begins much earlier - namely in **1921**, 100 years ago, when the brothers Franz and Josef Schulte founded the metal goods factory Gebrüder Schulte. This is the starting signal for the family and company tradition that is now being continued by the third generation.

Starting with curtain rods and, since the **1950s**, shopping trolleys, the company produced shelves for the household for the first time in **1960**. From **1982** onwards, industrial

shelving is added to the product range and from **1989** onwards, heavy duty shelving. The construction of a high-bay warehouse in **1999** marks the change to a system manufacturer and our entry into large-scale projects.

Innovations and comprehensive service are the success factors in the new millennium. In **2003**, the MULTIplus generation of shelves is introduced, followed by the system platform in **2011** and the multifunctional support in **2012**. To increase production capacity, an additional shelf line was installed in **2014**. Another high-bay warehouse was also installed in **2014** to increase delivery performance. In addition, the retail partners are offered a comprehensive service for shelving and warehouse logistics - such as the annual shelving inspections since **2009**. The training courses take place in the SCHULTE Academy, which was founded in **2013**. With the SCHULTE 3D Configurator introduced for trade partners in **2017**, the SCHULTE 3D Configurator introduced in **2017** for trade partners, the appropriate systems can be easily configured, visualised in real time and then output as a finished quotation. In **2021** we had the 100th anniversary of the company, which we celebrated with a big family party in **2022**.

Over the decades, the family-owned company Gebr. Schulte has continued to develop.

And the story continues ....

Your

Andrea Schulte,  
Managing Director SCHULTE Lagertechnik





**Plug-in shelving system 14**

Shelving systems | Double shelving | Shelving sets | Corner shelving | Special shelving | Kanban shelving | Supply/sloping shelf shelving | Small parts shelving | Automotive parts storage | Environmental shelving | Food shelving | System components and Accessories | Drawer blocks | Boxes and containers | Ladders

Project stories 44-45, 58-59, 66-67



**Shelving systems bolted system 116**

Shelving systems | System components and accessories



**Shelving systems Office 136**

Plug-in shelving system | Bolted shelving system | System components and accessories

Project story 160-161



**Wide-span shelving 162**

WS 2000 for shelf load 400 kg  
 WS 3000 for shelf load 500 kg  
 Z1 for shelf loads up to 776 kg  
 W 100 for shelf loads up to 1,015 kg | W 100 environmental shelving




**Pallet racking 192**

Important planning information 202-203

Complete shelves | Beams and frames | System components and accessories | Environmental shelving | Sheet metal storage racks | Profile storage rack | Cable drum shelves | Trestle shelves | Hot dip galvanised pallet racks

Project story 194-195



**Cantilever racking 224**

K 1000 For light loads  
 K 3000 For medium loads  
 K 6000 for heavy loads



**Shelving and mezzanine systems 244**

Planning | Advice | Assembly | System elements 248-257

Multi-storey racking systems | Mezzanine systems & Steel platforms 258-273

Project Stories 262-263, 264-265, 270-271, 272-273

Shelf Inspection 274-275

Glossary | Keywords glossary | Article number index 276

Shelving systems  
Plug-in system

Shelving systems  
Bolted system

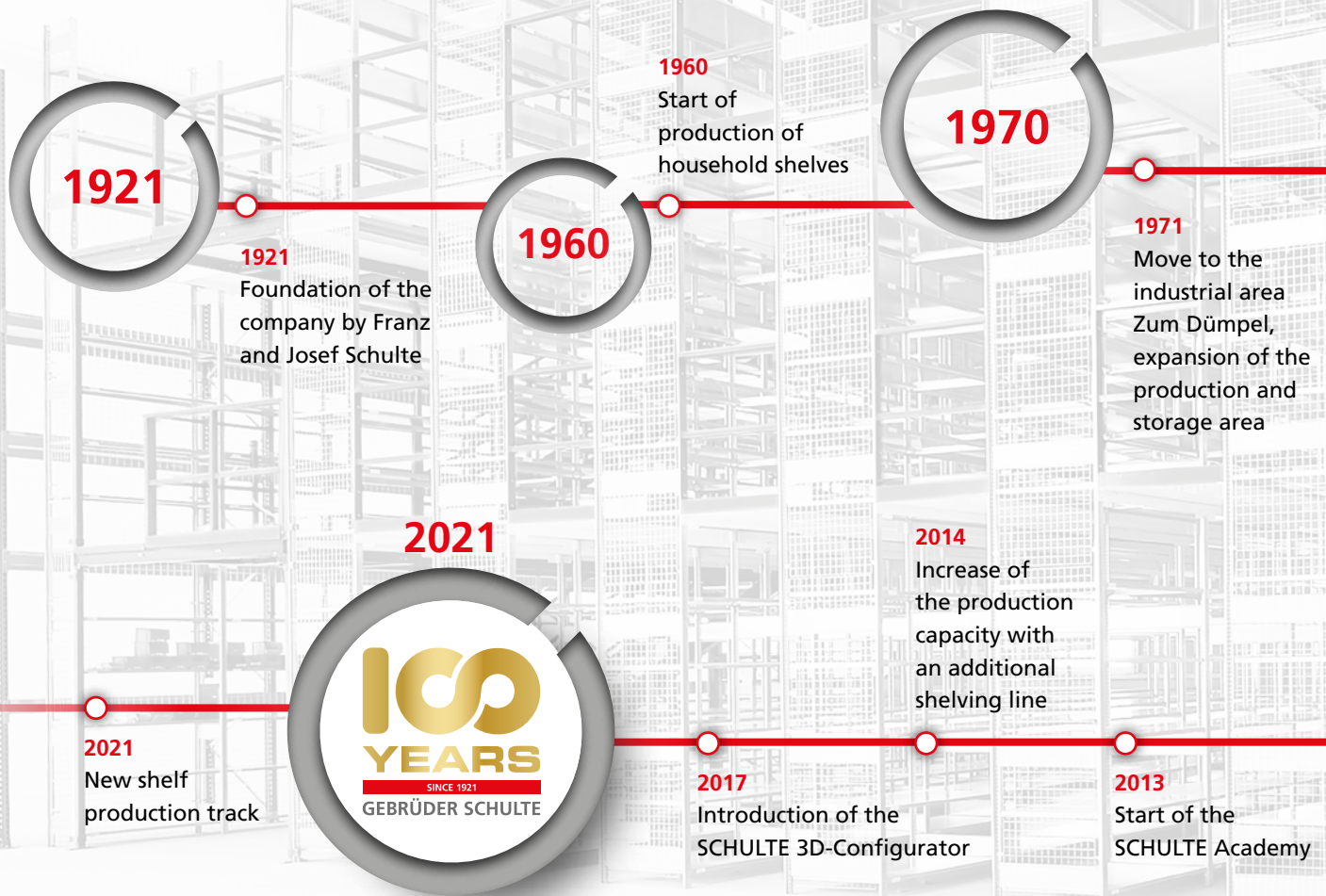
Shelving systems  
Office

Wide-span shelving

Pallet racking

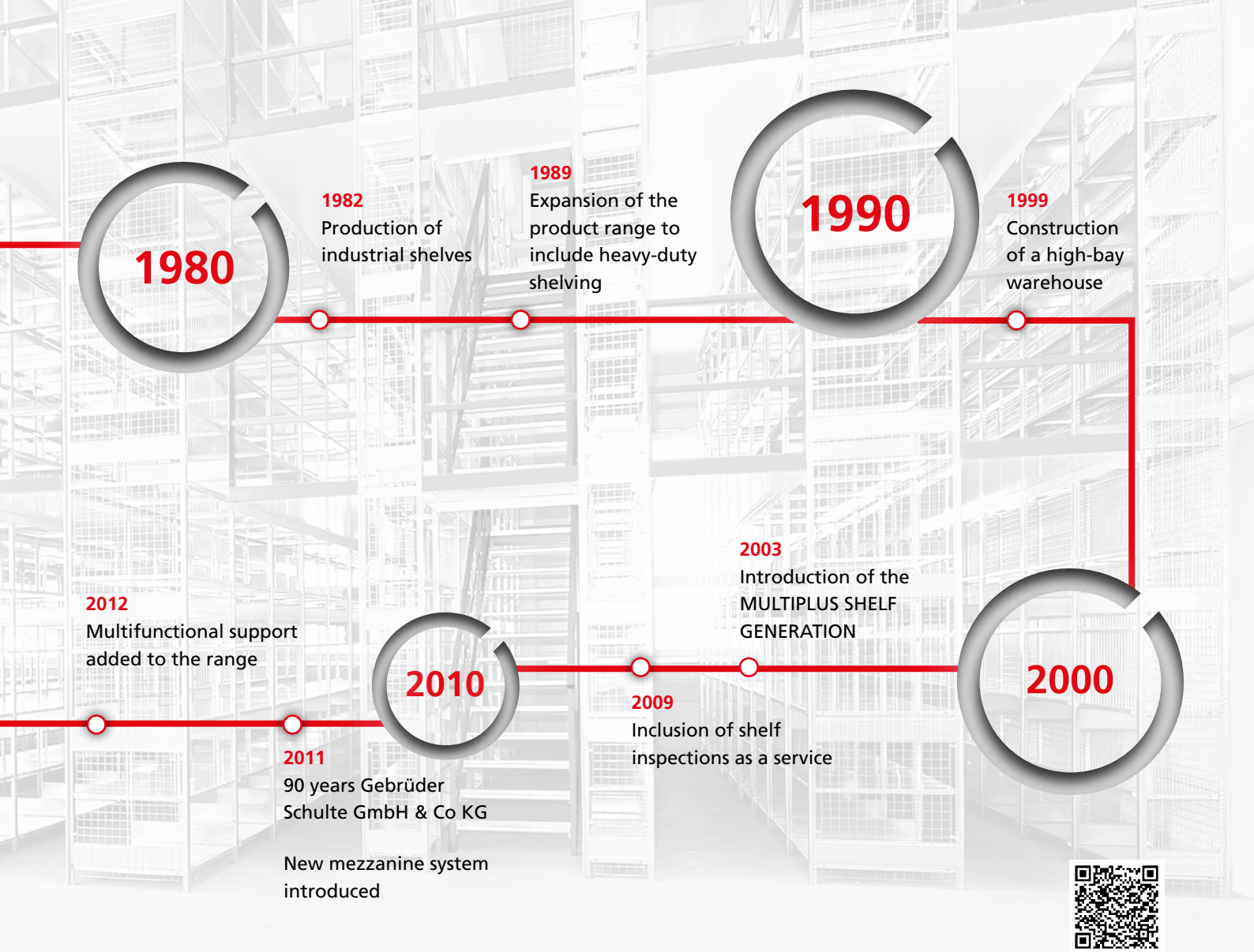
Cantilever racking

Shelving and mezzanine  
systems



## » The history of a family tradition

Since its foundation, the family-owned company Gebr. SCHULTE GmbH & Co. KG has been manufacturing and developing its products in Sundern, Sauerland, and is one of the leading shelf manufacturers in Germany. Under the brand name SCHULTE Lagertechnik, high-quality shelving systems are produced for professional users in industry and trade.



Our history began over 90 years ago. Brothers Franz and Josef Schulte founded the metal goods factory Gebrüder Schulte in 1921; it is now managed by the third generation of the family.

The company founders brought the Schulte brothers through difficult times and used the "economic miracle" in the 1950s and 1960s to build up the company. We started on the road to success. In 1960 we started the production of household shelving. In 1971 Gebrüder Schulte moved to the industrial area "Zum Dümpel" and continued to grow there.

Under the brand name SCHULTE Lagertechnik, high-quality shelving systems are produced for professional users in industry and trade. An own production and storage area of more than 30,000 sqm and a worldwide operating distribution with a modern logistics system distinguish the company as a reliable partner.

Innovations are the success factors at SCHULTE Lagertechnik. In 2003, the MULTIplus generation of shelving is introduced, followed by the system platform in 2011 and the multi-functional support in 2012. 2014 saw the installation of an additional shelving line to increase production capacity. A further high-bay warehouse will also ensure increased delivery performance in 2014.

With the SCHULTE 3D-Configurator, which was introduced in 2017 for trade partners, the appropriate systems can be easily configured, visualised in real time and then issued as a finished offer.

In addition, retail partners are offered a comprehensive range of shelf and warehouse logistics services – such as the annual shelf inspections since 2009. The training courses take place in the company's own SCHULTE Academy, which was founded in 2013.

#### **Rely on competence and customer proximity:**

Your shelving specialist will advise you directly on site. SCHULTE Lagertechnik determines your requirements together with you.

With shelving systems from SCHULTE Storage technology, you will receive a storage and logistics concept tailored to your individual needs. No matter what your requirements are, SCHULTE Lagertechnik offers you systems that are precisely tailored to your industry.

#### **Our product portfolio:**

- Shelving systems Plug-in and bolted system
- Office shelving Plug-in and bolted system
- Wide-span shelving
- Pallet racks
- Cantilever racking
- multi-storey shelving and mezzanine systems



# » The SCHULTE STORY

SCHULTE Lagertechnik is a specialist for customised shelving systems. Managing Director Andrea Schulte explains in an interview what makes the company special and what ultimately benefits customers.

**Mrs Schulte, your company has a 100-year history since 2021. How has your company developed into to what it is today?**

» **Andrea Schulte:** Since the foundation of our company in 1921 by my grandfather and his brother as a metal goods factory, Gebrüder Schulte has been developing steadily. From the original operation of the tannery to our first products such as the curtain rods or shopping trolleys in the 1950s and the household and cellar shelves in the 1960s. We have always looked around to see which products are needed in the home. The growth of our company has gone hand in hand with the market and the requirements of our customers.

**Where does SCHULTE Lagertechnik stand today?**

» After my uncle successfully led the company for many years, the Schulte brothers are now managed by my cousin and myself in the third generation. Today's main pillar of the company Gebrüder Schulte are our industrial racks, which are sold under the

brand name SCHULTE Lagertechnik. The portfolio includes cantilever racking, pallet racking, wide-span shelving, shelving systems and small to large systems and mezzanine systems. We are particularly well positioned in the shelving sector with the MULTIpus system. With this entire portfolio, exactly what customers need for their warehouse products and processes in intralogistics can be implemented – from screws and online shop goods to machine parts weighing several tons: everything can be stored perfectly. And: All this is still "Made in Germany" – produced in Sauerland, absolutely high quality with top price performance.

---

» That way we can stay on the road to success.

---

**What is special about SCHULTE Lagertechnik? What can customers and clients look forward to?**

» We are not simply a shelf manufacturer and shelf supplier, but a system provider. It is important to us to offer

complete solutions – everything from one source. This includes initial consultation at the beginning, professional project planning in the sense of creative engineering as well as complete assembly and final acceptance. Our consultants are close to the customer, look closely at what is needed and try to work out the best possible solution in cooperation with our research and development department, even if it has to be a special solution that does not yet exist today. We are partners at eye level and attach great importance to close cooperation and coordination with the customer. Our credo: "make smart". A SCHULTE shelving system is characterised by many clever details which create more space on the same area, simplify and speed up storage, order picking, dispatch or contribute to improved ergonomics. For example, if our planners design an e-commerce warehouse, they optimally coordinate routes and storage options and integrate returns management. This brings time and cost advantages.

**Where do you currently see the largest challenges of the market?**

» We have the "Amazon Prime" effect on the market. Fast delivery, best possible service and top quality at a good price. Customers and end users expect goods ordered online to be available the next day if possible. This means that e-commerce warehouses must be trimmed for structure, clarity, easy picking, short distances and speed. In times of digitalisation, service and integrated services have also become increasingly important factors for the customer. This includes professional





»... the cleverest solution for the customer!

and fast advice on the phone and on site as well as digital tools and processes to support our customers. That's why we must continue to develop steadily in the future and not lose sight of the customer.

---

» We will continue to work on new product developments.

---

**How do you regard the position of SCHULTE Lagertechnik on the topics of Industry 4.0 and Intralogistics 4.0?**

» Our own workflow in production and logistics at the Sundern site is already integrated in the process of digitalisation. This enables us to manufacture to customer specifications and to deliver just-in-time, largely using our own fleet of vehicles. For our customers, we develop shelving solutions in such a way that they are optimally integrated into the respective intralogistics concept. That is to say: We ensure that the physical warehouse and the respective data management in the form of inventory management & Co. go hand in hand in the best possible way. In addition, we are continuously

expanding the SCHULTE service digitally. Examples are our software solutions pCon-Planner and our SCHULTE 3D-Configurator, with which we support our specialist dealers. But we are also increasingly using digital solutions in sales and marketing to improve service and communication. This helps our customers and us – and saves time and costs in the long term

**Mrs Schulte, what are your entrepreneurial goals? In which direction is SCHULTE Lagertechnik developing?**

» We will continue on our path as a solid family business in Sauerland. We continue to focus on research and development as well as innovation development for the benefit of our customers. Also in the future we will be the shelving specialist at the side of our customers, delivering, with our "clever" shelving and customised solutions, the best possible performance. We keep a close eye on how the market and the industry are developing and provide appropriate impetus. It is important to us, even as a 100-year-old company, to move with the times and always be one step ahead. I am looking forward to con-

tinuing to offer clever storage solutions with a strong team in exciting times.





# » I want to see it **in 3D!**

SCHULTE Lagertechnik supports its trading partners in the preparation of offers with 3D visualisation software. The pCon planner visualises various warehouse configurations in 3D.

## Success begins in your mind


In order to make planning a warehouse easier, SCHULTE Lagertechnik offers software that you can use to create a three-dimensional visualisation and calculate the different scenarios in advance. The program offers a range of tools for drawing spaces and configuring a warehouse with a whole host of different components.

A range of aspects, such as architecture, surface area, goods flow and also costs, are incorporated into the planning in advance. This results in huge time savings and minimises potential errors.

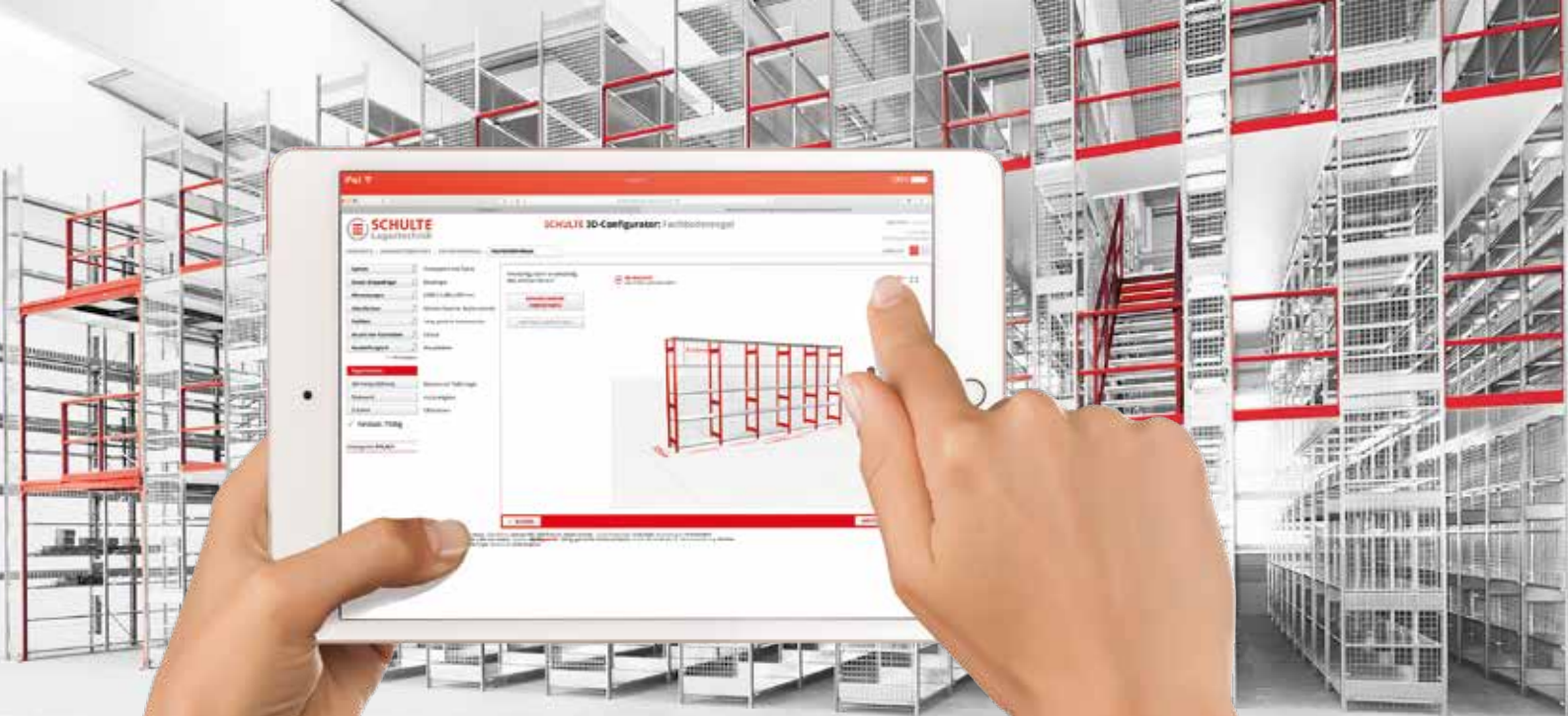
The pCon-Planner is intuitive to operate and the results fulfil the increasing market demand for modern tender proposal creation. Our individual and customer-friendly offer preparation can significantly increase

the order probability and thus provide the user with a competitive advantage.

You have the flexibility to change the plans at any time and to implement them easily. The planning scenarios can be optionally viewed three dimensionally, as an image or a film. We are pleased to provide you with the software free of charge. In the SCHULTE Academy, we teach you the required skills to use the pCon planners.







## » The **SCHULTE 3D-Configurator**

No matter whether its shelving systems, wide-span shelving, pallet racking or cantilever racking – with the SCHULTE 3D-Configurator for specialist dealers, the suitable system can be easily configured, visualised in real time and then issued as a finished offer.

### **Planning, offer and order**

All customer projects can be saved via password-protected access and can be called up and changed at any time. Your individual price conditions are stored in your profile, so that your personal offer can be issued immediately. You can then easily convert this into an end customer offer - in your company design. You can also order your configurations directly from the application. It is also possible to enter known article numbers from the SCHULTE Lagertechnik main catalogue directly and order them in the corresponding quantity. The advantage for you here is that the most up-to-date prices are always stored in the application.

### **360° visualisation in real time**

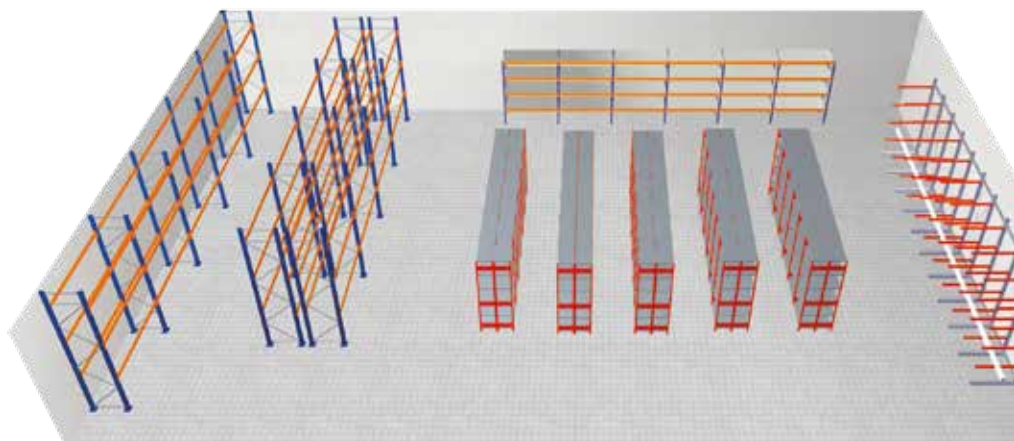
The information required for a configuration is queried in individual steps. On this basis, you can select and adjust the shelves you need. Every change is visualised in real time in a 360° view. This provides you and your customer with a realistic impression of the racking system at all times. The visualisation also includes

valuable technical information such as shelf heights and planning dimensions. The ready-configured racking or racking combinations can also be displayed in a hall - based on existing building dimensions. In this way, they can be arranged in a spatially optimal and logistically efficient manner.

### **Quotation generation at the push of a button**

In the SCHULTE 3D Configurator, the planning and quotation generation steps

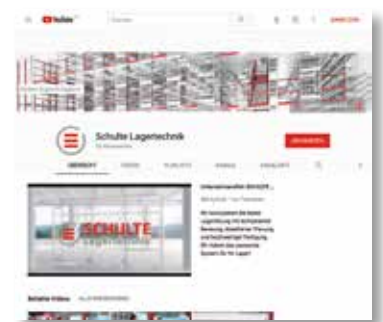
run in parallel. Your configuration can be immediately output as a Configurator quotation. This quotation can be easily converted into an individual end customer quotation. This saves a lot of time, which you can use to advise your customers individually.





# » Follow us on our Social media platforms

SCHULTE Lagertechnik goes social – on various social media platforms and our website you will find interesting topics on trade fairs, events and current projects. Take the opportunity and follow us!







## »» The **SCHULTE Academy** success training for our partners

In addition to internal training courses to strengthen the consulting competence and the professional knowledge of our employees, we also offer you a seminar and training programme in the SCHULTE Academy all about SCHULTE warehouse technology and warehouse logistics. Gain even more competence in consulting, planning and sales.

### **Arguments that hit the mark – from shelves to warehouse logistics**

Sales success needs convincing arguments. SCHULTE Lagertechnik has the right offer, whether industrial racking, steel platforms or services. Our modern training centre, the SCHULTE Academy, offers you the opportunity to further develop your potential for success in practical seminars and training events. This means you not only have the right products, but also the right arguments safely on your side.

### **At the SCHULTE Academy, for example, you can expect:**

- » Product training: our storage technology in all details
- » Dealer conferences: everything you need to know about successful sales
- » Training as certified shelf inspector
- » Training on software tools: Offer optimisation with tools like the pCon-Planner

And because there may be better arguments tomorrow than yesterday, we constantly update our training and seminar offer.

### **Storage technology explained by specialists**

Profit from our know-how and gain competent knowledge of all racking systems in storage technology. Take the opportunity to advise your customers in the best possible way and commu-

nicate the advantages of the products of SCHULTE Lagertechnik with convincing arguments.

### **Use your full sales potential**

Join us at the SCHULTE Academy on the road to success! We look forward to your participation! Information on the current range of seminars offered by the SCHULTE Akademie can be found in the partner area on our website.





# » Clever storage solutions from a single source

How do you arrive at the best storage solution? This issue spurs us on every day. It makes our site in Sundern into our core centre for expertise for consultation, planning and production. This is where we practice what defines us: high-quality, flexible and safe storage systems for high standards.







## Advice

- We advise and plan individually for you
- Analysis of your requirements, your premises and your internal logistical processes
- 3D space utilisation concept designed for you
- Our warehouses for your customer-specific requirements



## Manufacturing

- We combine sales, development and production
- With us you will find market proximity, product quality and solution competence under one roof
- Benefit from quality, tailor-made storage systems and personal support through years of experience



## Assembly

- Rely on fast and smooth assembly
- Our fitters know the SCHULTE storage systems inside and out
- Everything is professionally installed in accordance with all safety criteria
- Your warehouse project is completed successfully and in compliance with the law



## Service

- We provide you with prompt offers
- We meet our delivery dates
- Spare parts are also available at short notice
- We offer you numerous training courses at the SCHULTE Akademie



## Security

- You can rely on the safety of our warehouses
- We offer shelf inspections of customer warehouses
- All Shelving systems are TÜV-tested and bear the RAL seal of approval
- We are a member of the Association for Storage Technology and Factory Equipment (LBE)
- Benefit from our ten-year availability guarantee on our shelving systems

# » Plug-in shelving system

– versatile in design







## **System overview** **from 16**

---

### **Complete shelves** **from 22**

---

Shelving systems, single-sided use, cross braces	22 - 27
Shelving systems double-sided use, face beams	28 - 33
Double shelves, cross braces	34 - 35
Double shelving units, face beams	36 - 37
Corner shelving	38 - 39
<b>EXPRESSLINE</b> and <b>MULTIplus-Set</b>	40 - 41
<b>SCHULTE GREEN</b> Shelving system	42 - 43
Project Story	44 - 45

### **Special shelving** **from 46**

---

Complete modules for small parts storage	46 - 47
Kanban / double Kanban rack	48 - 49
Inclined shelf rack / Inclined shelf rack XL	50
Supply shelf / combination shelf	51
Long goods rack / drawer rack	52
Wire mesh basket rack / small parts rack	53
Beverage crate rack / wine rack	54
Cloakroom shelf / hinged door wardrobe	55
Small parts shelf sets	56 - 57
Project Story	58 - 59

Automotive parts storage	from 60
Garage shelving set	62
Wheel racks	63
Container shelf sets	64
Large compartment wheel racks	65
Project Story	66 - 67

Environmental shelving	from 68
Small container / tub shelving	70 - 71

Food shelving	from 72
Aluminium and stainless steel shelves	72 - 73

### **Accessories** **from 74**

---

<b>MULTIplus</b> -shelves	78 - 79
<b>MULTIplus</b> -T-profiles and depth beams	80 - 81
<b>MULTIplus</b> -T-section frame	82 - 83
Shelving components and accessories	84 - 103
Drawer units	104 - 105
Boxes and containers	106 - 111
Shelf ladders	112 - 115

# » Plug-in shelving system

Modular, flexible, innovative

- Fast and simple installation, flexible retrofitting possible
- Modular adaptation of the shelving thanks to comprehensive range of system accessories and compatibility
- Offers single-sided or double-sided use
- Suitable for constructing double shelving and multi-level shelving systems
- High flexibility and easy exchange of the accessory parts thanks to the **MULTIplus** perforation system
- Loading and unloading by hand
- the load capacity of the **MULTIplus** shelves can be immediately recognised by the stamped mark in the front edges. This prevents overloading.



## » MULTIplus T-profiles

Height can be varied  
by increments of 25 mm

The perforation of the **MULTIplus** T-Profile in the SCHULTE Plug-in system takes place in a **25 mm grid**. In combination with the **MULTIplus85** and **MULTIplus150** shelves, which also have a **edge height of 25 mm** have, this results in a unique flexibility of the height adjustability and storage capacity utilisation.



The coordination between grid and shelves enables an optimal adaptation to the goods to be stored and thus allows the highest possible utilisation of the shelf volume.

## » **MULTIplus** shelves

### » **Variable edge heights** of 25 and 40 mm

The shelves from SCHULTE Lagertechnik are available with edge heights of **25 mm** and **40 mm**. The load capacity of the Multiplus shelves can be immediately identified by the stamped mark at the front edge.

**TIP** Our **MULTIplus85** and **MULTIplus150** shelves offer you optimal use of the storage area with their 25 mm edge-height in combination with our 25 mm grid of T-profiles.



### » **Variable widths and depths** for optimum adaptation

The SCHULTE Lagertechnik shelves are available in three different widths and a wide range of depths. This enables optimal adaption to the existing storage area and the stored goods.

### » **Variable shelf load capacity** for all types of items

SCHULTE Lagertechnik offers four different types of shelf to suit the most diverse requirements on the load capacity of the shelf.

The **MULTIplus** shelves, **MULTIplus85**, **MULTIplus150**, **MULTIplus250** and **MULTIplus330**, can achieve shelf loads of 85 kg to 330 kg.

By optionally using beams, a load distribution can be achieved or, if necessary, a compartment load increase can be achieved (see page 79). We will be happy to advise you.



# PLUG-IN SHELVING SYSTEMS

## » A modular (plug-in) system for countless combination possibilities ...

All shelving units and the complete range of accessories can be combined. This enables the shelving to be individually customised to suit the industrial application.

### Benefits:

- One single system for many different requirements
- Option of adapting the shelving at a later point in time
- Can be combined with WS 2000 wide span shelving (see page 166)




## » Surfaces in a diverse range

All shelves and T-profile frames are sendzimir galvanised in the standard version or powder-coated in RAL 7035 light grey. The T-profile frames are also available in RAL 5010 gentian blue, RAL 3000 fire red and black.


Depending on the order size, special colours are also possible.



### Shelf variations:




Galvanised




RAL 7035  
light grey

### T-profile frame variations:



Galvanised




RAL 7035  
light grey



RAL 5010  
gentian blue



RAL 3000  
fire red



Black



## » Single-sided use

### Bracing with cross brace

Mounted at the back, the cross braces provide stability for the plug-in shelving.

#### Benefits:

- Simple alignment of the shelving through turnbuckles on the cross braces
- Economical bracing variations
- Ideal for constructing rows of shelving in front of walls

Order examples of complete shelving units with cross braces can be found from page 25 onwards.



## » Double-sided use

### Bracing using face beams

Face beams are simply inserted into the hole grid of the **MULTIplus** T-profile frame and fixed with locking pins. This guarantees high stability.

#### Benefits:

- Bracing variations for two-sided fitting
- Less time and shorter routes thanks to access to the goods from both sides
- The goods can be pushed right through in both the single as well as the double shelving units



You will find ordering examples of complete shelving units with face beams from page 29 onwards.

# PLUG-IN SHELVING SYSTEMS

## » Shelving systems

with 25 and 40 mm edge height



Shelves are one of the most important components of a storage system and are therefore also designed for the optimal use of storage space and loads. The four **MULTIplus** shelf types allow shelf loads from 85 kg to 330 kg, depending on the weight of the stored goods. Simply select the right shelf and insert in every plug-in shelving system.

Our bestseller is the **MULTIplus150** shelf with its unique edge height of 25 mm for this shelf load. It handles loads of 150 kg and enables precise and optimal stocking of the warehouse thanks to the combination of the **MULTIplus** T-profile with the 25 mm grid perforations.



# » 4 shelves

to suit all requirements

## MULTIplus85

### The sturdy one

- **85 kg shelf load:** for work clothing, electrical installation items or storage boxes, etc.
- **25 mm edge height**
- Ideal for storing light goods and as office shelving



25 mm

### Our bestseller

## MULTIplus150

### The all-rounder

- **150 kg shelf load:** e.g. for tools, paint, metal goods
- Unique for the shelf load, **edge height of only 25 mm**
- **Increase** the shelf load to **220 kg** through optional reinforcing bearers



25 mm

## MULTIplus250

### The muscle man

- **250 kg shelf load:** e.g. for canisters, rolls of foil, cable bundles
- **40 mm edge height**
- **Increase** the shelf load to **330 kg** through optional reinforcing bearers



40 mm

## MULTIplus330

### The Titan

- **330 kg shelf load:** e.g. for machine parts, motors, ball bearings
- **40 mm edge height**
- **Increase** the shelf load to **410 kg** through optional reinforcing bearers



40 mm

# » Shelving systems

single-sided use · bracing with cross brace



- Heights:**
- 1,800 mm
  - 2,000 mm
  - 2,300 mm
  - 2,500 mm
  - 3,000 mm
  - 4,000 mm
  - 4,500 mm
  - 5,000 mm
  - 6,000 mm
  - 7,000 mm
  - 7,500 mm

- Depths:**
- 300 mm
  - 400 mm
  - 500 mm
  - 600 mm
  - 800 mm
  - 1,000 mm

**Widths:** 750 / 1,000 / 1,300 mm

## Planning

For complete shelving units, T-profiles and depth beams are supplied as standard in the version **MULTIplus** pluggable.

All complete shelving units include cross braces, cover caps and clamping feet.

If you require pre-assembled frames, these are riveted at the factory up to 2,500 mm high and 600 mm deep for an extra charge (see page 83).

## Safety

**Shelving with a height/depth ratio greater than 5:1 must be secured against tipping in accordance with the DGUV (German statutory accident insurance association) regulation 108-007 (BGR 234).**

**Example:**  
A shelf unit with a depth of 300 mm and a height of 2,000 mm must be secured by wall, foot or head bracing (see fixing accessories, pages 85 - 89).

The specified load capacities apply to evenly distributed loads per shelf.

## Assembly measurements

**Starter shelving:**  
Nominal length + 60 mm

**Extension shelving:**  
Nominal length + 6 mm

**Total frame depth:**  
Nominal depth + 36 mm

**Buckling length:**  
All order proposals are statically designed for a maximum buckling length of 600 mm. Larger buckling lengths are possible on request.



### Bracing with cross brace

Cross braces to brace the shelving units make them optimal for single-sided use.



### 25 mm grid perforation

The perforation of MULTIplus T-profiles in a 25 mm grid guarantees an optimal storage capacity utilisation.

## Product features

- Bracing with cross brace
- simple alignment of the rack using turnbuckles on the cross braces
- Ideal for constructing rows of shelving in front of walls and as back-to-back double shelving
- Height of the shelves can be adjusted in increments of 25 mm
- Individual adaptation to spatial conditions and to the stored items with three shelf widths
- Faster assembly thanks to simple plug-in system for the shelves
- Economically priced bracing variations
- Increasing the Bay load possible, due to additional depth bolts

## The new Expressline for top sellers



**48 hours shipping from stock** for the top sellers of complete shelves **MULTIplus150**.  
Further information on **Page 40**.

## Complete shelving units MULTIplus85



Shelf width 1,000 mm · shelf load 85 kg											
Depth mm				300		400		500		600	
Frames / shelves galvanised	Height mm	Bay load tons	Shelves	Starter shelving	Extension shelving	Starter shelving	Extension shelving	Starter shelving	Extension shelving	Starter shelving	Extension shelving
				13130	13135	13140	13145	13150	13155	13160	13165
Frames / shelves RAL 7035 light grey	2,000	1.3 t	5	166.45 €	118.52 €	179.90 €	130.64 €	193.10 €	142.60 €	206.65 €	154.92 €
				13131	13136	13141	13146	13151	13156	13161	13166
				206.22 €	145.46 €	223.14 €	160.40 €	239.73 €	175.13 €	256.74 €	190.28 €
	2,500	1.7 t	6	13132	13137	13142	13147	13152	13157	13162	13167
				254.69 €	176.76 €	273.78 €	193.86 €	292.51 €	210.73 €	311.73 €	228.09 €
				11333-B	11333-B	11344-B	11344-B	11355-B	11355-B	11366-B	11366-B
	3,000	2.3 t	7	14.12 €	14.12 €	16.28 €	16.28 €	18.42 €	18.42 €	20.64 €	20.64 €
				33030	33035	33040	33045	33050	33055	33060	33065
				197.00 €	137.68 €	209.05 €	148.85 €	228.99 €	167.21 €	241.80 €	178.70 €
	Additional shelf with 4 shelf supports	1.3 t	5	33031	33036	33041	33046	33051	33056	33061	33066
				245.93 €	169.98 €	260.91 €	183.65 €	285.80 €	206.16 €	301.96 €	220.33 €
				33032	33037	33042	33047	33052	33057	33062	33067
2,000	1.7 t	6	299.18 €	204.44 €	316.22 €	220.16 €	344.46 €	246.03 €	362.65 €	262.24 €	
			31330-B	31330-B	31340-B	31340-B	31350-B	31350-B	31360-B	31360-B	
			15.67 €	15.67 €	17.73 €	17.73 €	21.09 €	21.09 €	23.12 €	23.12 €	
2,500	2.3 t	7	13130-B	13135-B	13140-B	13145-B	13150-B	13155-B	13160-B	13165-B	
			189.25 €	129.92 €	201.79 €	141.59 €	215.67 €	153.89 €	229.39 €	166.28 €	
			13131-B	13136-B	13141-B	13146-B	13151-B	13156-B	13161-B	13166-B	
3,000	1.7 t	6	236.63 €	160.67 €	252.20 €	174.93 €	269.80 €	190.16 €	287.06 €	205.44 €	
			13132-B	13137-B	13142-B	13147-B	13152-B	13157-B	13162-B	13167-B	
			288.32 €	193.58 €	306.05 €	210.00 €	325.80 €	227.37 €	345.28 €	244.86 €	
Additional shelf with 4 shelf supports	1.7 t	6	11333-B	11333-B	11344-B	11344-B	11355-B	11355-B	11366-B	11366-B	
			14.12 €	14.12 €	16.28 €	16.28 €	18.42 €	18.42 €	20.64 €	20.64 €	
			13130-B	13135-B	13140-B	13145-B	13150-B	13155-B	13160-B	13165-B	



## Complete shelves MULTIplus150

### Shelf width 750 mm · shelf load 150 kg

	Depth mm			300		400		500		600		800	
	Height mm	Bay load tons	Shelves	Starter shelving	Extension shelving	Starter shelving	Extension shelving	Starter shelving	Extension shelving	Starter shelving	Extension shelving	Starter shelving	Extension shelving
Frames / shelves galvanised	2,000	1.3 t	5	12730-75	12735-75	12740-75	12745-75	12750-75	12755-75	12760-75	12765-75	12780-75	12785-75
				163.14 €	115.21 €	173.27 €	124.01 €	183.22 €	132.73 €	193.04 €	141.30 €	233.31 €	178.47 €
	2,500	1.7 t	6	12731-75	12736-75	12741-75	12746-75	12751-75	12756-75	12761-75	12766-75	12781-75	12786-75
				202.24 €	141.49 €	215.19 €	152.45 €	227.88 €	163.28 €	240.41 €	173.94 €	290.59 €	219.47 €
	3,000	2.3 t	7	12732-75	12737-75	12742-75	12747-75	12752-75	12757-75	12762-75	12767-75	12782-75	12787-75
250.05 €				172.12 €	264.50 €	184.58 €	278.69 €	196.91 €	292.68 €	209.04 €	349.68 €	261.38 €	
Additional shelf with 4 shelf supports			17203-B	17203-B	17204-B	17204-B	17205-B	17205-B	17206-B	17206-B	17208-B	17208-B	
			13.46 €	13.46 €	14.95 €	14.95 €	16.45 €	16.45 €	17.91 €	17.91 €	24.73 €	24.73 €	
Frames / shelves RAL 7035 light grey	2,000	1.3 t	5	32630-75	32635-75	32640-75	32645-75	32650-75	32655-75	32660-75	32665-75	32680-75	32685-75
				194.11 €	134.79 €	203.06 €	142.86 €	219.90 €	158.12 €	229.74 €	166.64 €	270.03 €	203.85 €
	2,500	1.7 t	6	32631-75	32636-75	32641-75	32646-75	32651-75	32656-75	32661-75	32666-75	32681-75	32686-75
				242.46 €	166.51 €	253.72 €	176.45 €	274.88 €	195.24 €	287.49 €	205.86 €	337.67 €	251.44 €
	3,000	2.3 t	7	32632-75	32637-75	32642-75	32647-75	32652-75	32657-75	32662-75	32667-75	32682-75	32687-75
295.13 €				200.39 €	307.83 €	211.77 €	331.72 €	233.30 €	345.77 €	245.36 €	402.29 €	297.76 €	
Additional shelf with 4 shelf supports			37203-B	37203-B	37204-B	37204-B	37205-B	37205-B	37206-B	37206-B	37208-B	37208-B	
			15.09 €	15.09 €	16.53 €	16.53 €	19.27 €	19.27 €	20.71 €	20.71 €	27.53 €	27.53 €	
Frame: RAL 5010 blue shelves: galvanised	2,000	1.3 t	5	12730-75-B	12735-75-B	12740-75-B	12745-75-B	12750-75-B	12755-75-B	12760-75-B	12765-75-B	12780-75-B	12785-75-B
				185.93 €	126.61 €	195.16 €	134.96 €	205.79 €	144.01 €	215.78 €	152.67 €	255.99 €	189.81 €
	2,500	1.7 t	6	12731-75-B	12736-75-B	12741-75-B	12746-75-B	12751-75-B	12756-75-B	12761-75-B	12766-75-B	12781-75-B	12786-75-B
				232.65 €	156.69 €	244.24 €	166.97 €	257.95 €	178.32 €	270.73 €	189.11 €	320.83 €	234.59 €
	3,000	2.3 t	7	12732-75-B	12737-75-B	12742-75-B	12747-75-B	12752-75-B	12757-75-B	12762-75-B	12767-75-B	12782-75-B	12787-75-B
283.68 €				188.94 €	296.77 €	200.71 €	311.97 €	213.55 €	326.22 €	225.81 €	383.13 €	278.11 €	
Additional shelf with 4 shelf supports			17203-B	17203-B	17204-B	17204-B	17205-B	17205-B	17206-B	17206-B	17208-B	17208-B	
			13.46 €	13.46 €	14.95 €	14.95 €	16.45 €	16.45 €	17.91 €	17.91 €	24.73 €	24.73 €	

### Shelf width 1,000 mm · shelf load 150 kg

	Frames / shelves galvanised	Height mm	Bay load tons	Shelves	300		400		500		600		800	
					Starter shelving	Extension shelving	Starter shelving	Extension shelving	Starter shelving	Extension shelving	Starter shelving	Extension shelving		
Frames / shelves galvanised	2,000	1.3 t	5	12730	12735	12740	12745	12750	12755	12760	12765	12580	12585	
				172.02 €	124.10 €	188.50 €	139.24 €	203.32 €	152.83 €	218.85 €	167.12 €	251.65 €	196.81 €	
	2,500	1.7 t	6	12731	12736	12741	12746	12751	12756	12761	12766	12581	12586	
				212.90 €	152.15 €	233.47 €	170.73 €	252.00 €	187.40 €	271.38 €	204.92 €	312.60 €	241.48 €	
	3,000	2.3 t	7	12732	12737	12742	12747	12752	12757	12762	12767	12582	12587	
262.49 €				184.56 €	285.82 €	205.90 €	306.83 €	225.05 €	328.82 €	245.17 €	375.35 €	287.05 €		
Additional shelf with 4 shelf supports			17230-B	17230-B	17240-B	17240-B	17250-B	17250-B	17260-B	17260-B	17280-B	17280-B		
			15.23 €	15.23 €	18.00 €	18.00 €	20.47 €	20.47 €	23.08 €	23.08 €	28.39 €	28.39 €		
Frames / shelves RAL 7035 light grey	2,000	1.3 t	5	32630	32635	32640	32645	32650	32655	32660	32665	32680	32685	
				198.98 €	139.65 €	216.10 €	155.90 €	238.94 €	177.16 €	256.40 €	193.29 €	289.91 €	223.73 €	
	2,500	1.7 t	6	32631	32636	32641	32646	32651	32656	32661	32666	32681	32686	
				248.30 €	172.35 €	269.38 €	192.11 €	297.73 €	218.09 €	319.48 €	237.85 €	361.54 €	275.30 €	
	3,000	2.3 t	7	32632	32637	32642	32647	32652	32657	32662	32667	32682	32687	
301.95 €				207.20 €	326.09 €	230.04 €	358.38 €	259.96 €	383.09 €	282.68 €	430.13 €	325.60 €		
Additional shelf with 4 shelf supports			37230-B	37230-B	37240-B	37240-B	37250-B	37250-B	37260-B	37260-B	37280-B	37280-B		
			16.07 €	16.07 €	19.14 €	19.14 €	23.08 €	23.08 €	26.04 €	26.04 €	31.51 €	31.51 €		
Frame: RAL 5010 blue shelves: galvanised	2,000	1.3 t	5	12630-B	12635-B	12640-B	12645-B	12650-B	12655-B	12660-B	12665-B	12580-B	12585-B	
				194.82 €	135.49 €	210.39 €	150.19 €	225.89 €	164.11 €	241.59 €	178.48 €	274.33 €	208.15 €	
	2,500	1.7 t	6	12631-B	12636-B	12641-B	12646-B	12651-B	12656-B	12661-B	12666-B	12581-B	12586-B	
				243.31 €	167.36 €	262.52 €	185.26 €	282.07 €	202.43 €	301.71 €	220.08 €	342.84 €	256.60 €	
	3,000	2.3 t	7	12732-B	12737-B	12742-B	12747-B	12752-B	12757-B	12762-B	12767-B	12582-B	12587-B	
296.12 €				201.38 €	318.10 €	222.04 €	340.11 €	241.69 €	362.36 €	261.94 €	408.81 €	303.78 €		
Additional shelf with 4 shelf supports			17230-B	17230-B	17240-B	17240-B	17250-B	17250-B	17260-B	17260-B	17280-B	17280-B		
			15.23 €	15.23 €	18.00 €	18.00 €	20.47 €	20.47 €	23.08 €	23.08 €	28.39 €	28.39 €		

### Shelf width 1,300 mm · shelf load 150 kg

	Frames / shelves galvanised	Height mm	Bay load tons	Shelves	300		400		500		600		800	
					Starter shelving	Extension shelving	Starter shelving	Extension shelving	Starter shelving	Extension shelving	Starter shelving	Extension shelving		
Frames / shelves galvanised	2,000	1.3 t	5	12730-130	12735-130	12740-130	12745-130	12750-130	12755-130	12760-130	12765-130	12780-130	12785-130	
				213.27 €	163.90 €	230.87 €	180.18 €	248.09 €	196.16 €	265.32 €	212.14 €	346.35 €	290.07 €	
	2,500	1.7 t	6	12731-130	12736-130	12741-130	12746-130	12751-130	12756-130	12761-130	12766-130	12781-130	12786-130	
				261.82 €	199.63 €	283.74 €	219.56 €	305.15 €	239.11 €	326.56 €	258.66 €	425.66 €	353.10 €	
	3,000	2.3 t	7	12732-130	12737-130	12742-130	12747-130	12752-130	12757-130	12762-130	12767-130	12782-130	12787-130	
321.96 €				241.15 €	346.87 €	264.07 €	371.23 €	286.57 €	395.59 €	309.07 €	509.66 €	418.48 €		
Additional shelf with 4 shelf supports			17530-B	17530-B	17540-B	17540-B	17550-B	17550-B	17560-B	17560-B	17580-B	17580-B		
			22.91 €	22.91 €	25.90 €	25.90 €	28.84 €	28.84 €	31.79 €	31.79 €	46.76 €	46.76 €		
Frames / shelves RAL 7035 light grey	2,000	1.3 t	5	32630-130	32635-130	32640-130	32645-130	32650-130	32655-130	32660-130	32665-130	32680-130	32685-130	
				250.17 €	189.40 €	265.74 €	204.10 €	299.22 €	236.00 €	315.84 €	251.29 €	424.96 €	357.34 €	
	2,500	1.7 t	6	32631-130	32636-130	32641-130	32646-130	32651-130	32656-130	32661-130	32666-130	32681-130	32686-130	
				309.15 €	231.76 €	328.36 €	249.66 €	369.49 €	288.42 €	390.23 €	307.16 €	523.01 €	435.34 €	
	3,000	2.3 t	7	32632-130	32637-130	32642-130	32647-130	32652-130	32657-130	32662-130	32667-130	32682-130	32687-130	
375.33 €				277.71 €	397.31 €	298.38 €	444.50 €	343.20 €	468.03 €	364.74 €	620.92 €	513.51 €		
Additional shelf with 4 shelf supports			37530-B	37530-B	37540-B	37540-B	37550-B	37550-B	37560-B	37560-B	37580-B	37580-B		
			25.73 €	25.73 €	28.49 €	28.49 €	34.56 €	34.56 €	37.35 €	37.35 €	57.94 €	57.94 €		
Frame: RAL 5010 blue shelves: galvanised	2,000	1.3 t	5	12730-130-B	12735-130-B	12740-130-B	12745-130-B	12750-130-B	12755-130-B	12760-130-B	12765-130-B	12780-130-B	12785-130-B	
				236.06 €	175.30 €	252.76 €	191.12 €	270.66 €	207.44 €	288.05 €	223.51 €	369.03 €	301.41 €	
	2,500	1.7 t	6	12731-130-B	12736-130-B	12741-130-B	12746-130-B	12751-130-B	12756-130-B	12761-130-B	12766-130-B	12781-130-B	12786-130-B	
				292.23 €	214.83 €	312.79 €	234.09 €	335.22 €	254.14 €	356.88 €	273.82 €	455.90 €	368.23 €	
	3,000	2.3 t	7	12732-130-B	12737-130-B	12742-130-B	12747-130-B	12752-130-B	12757-130-B	12762-130-B	12767-130-B	12782-130-B	12787-130-B	
355.59 €				257.97 €	379.14 €	280.21 €	404.52 €	303.22 €	429.13 €	325.84 €	543.11 €	435.21 €		
Additional shelf with 4 shelf supports			17530-B	17530-B	17540-B	17540-B	17550-B	17550-B	17560-B	17560-B	17580-B	17580-B		
			22.91 €	22.91 €	25.90 €	25.90 €	28.84 €	28.84 €						





**Complete shelves MULTIplus250**

**Shelf width 750 mm · shelf load 250 kg**

	Depth mm			300		400		500		600		800	
	Height mm	Bay load tons	Shelves	Starter shelving	Extension shelving	Starter shelving	Extension shelving	Starter shelving	Extension shelving	Starter shelving	Extension shelving	Starter shelving	Extension shelving
Frames / shelves galvanised	2,000	1.3 t	5	12930-75	12935-75	12940-75	12945-75	12950-75	12955-75	12960-75	12965-75	12980-75	12985-75
				175.76 €	127.83 €	188.85 €	139.60 €	201.56 €	151.06 €	214.34 €	162.60 €	256.51 €	201.67 €
	2,500	1.7 t	6	12931-75	12936-75	12941-75	12946-75	12951-75	12956-75	12961-75	12966-75	12981-75	12986-75
				217.39 €	156.64 €	233.89 €	171.15 €	249.88 €	185.28 €	265.96 €	199.50 €	318.43 €	247.32 €
	3,000	2.3 t	7	12932-75	12937-75	12942-75	12947-75	12952-75	12957-75	12962-75	12967-75	12982-75	12987-75
267.73 €				189.80 €	286.32 €	206.40 €	304.36 €	222.58 €	322.50 €	238.85 €	382.16 €	293.86 €	
Additional shelf with 4 shelf supports				17303-B	17303-B	17304-B	17304-B	17305-B	17305-B	17306-B	17306-B	17308-B	17308-B
				15.98 €	15.98 €	18.07 €	18.07 €	20.11 €	20.11 €	22.17 €	22.17 €	29.37 €	29.37 €
Frames / shelves RAL 7035 light grey	2,000	1.3 t	5	32830-75	32835-75	32840-75	32845-75	32850-75	32855-75	32860-75	32865-75	32880-75	32885-75
				207.09 €	147.76 €	219.70 €	159.50 €	234.14 €	172.36 €	248.22 €	185.11 €	294.22 €	228.04 €
	2,500	1.7 t	6	32831-75	32836-75	32841-75	32846-75	32851-75	32856-75	32861-75	32866-75	32881-75	32886-75
				258.04 €	182.08 €	273.69 €	196.43 €	291.97 €	212.34 €	309.66 €	228.04 €	366.70 €	280.46 €
	3,000	2.3 t	7	32832-75	32837-75	32842-75	32847-75	32852-75	32857-75	32862-75	32867-75	32882-75	32887-75
313.30 €				218.56 €	331.13 €	235.07 €	351.67 €	253.24 €	371.64 €	271.23 €	436.65 €	331.62 €	
Additional shelf with 4 shelf supports				37303-B	37303-B	37304-B	37304-B	37305-B	37305-B	37306-B	37306-B	37308-B	37308-B
				17.69 €	17.69 €	19.86 €	19.86 €	22.12 €	22.12 €	24.40 €	24.40 €	32.37 €	32.37 €
Frame: RAL 5010 blue shelves: galvanised	2,000	1.3 t	5	12930-75-B	12935-75-B	12940-75-B	12945-75-B	12950-75-B	12955-75-B	12960-75-B	12965-75-B	12980-75-B	12985-75-B
				198.56 €	139.23 €	210.74 €	150.54 €	224.13 €	162.35 €	237.08 €	173.97 €	279.19 €	213.01 €
	2,500	1.7 t	6	12931-75-B	12936-75-B	12941-75-B	12946-75-B	12951-75-B	12956-75-B	12961-75-B	12966-75-B	12981-75-B	12986-75-B
				247.80 €	171.84 €	262.95 €	185.68 €	279.96 €	200.32 €	296.29 €	214.66 €	348.68 €	262.44 €
	3,000	2.3 t	7	12932-75-B	12937-75-B	12942-75-B	12947-75-B	12952-75-B	12957-75-B	12962-75-B	12967-75-B	12982-75-B	12987-75-B
301.35 €				206.61 €	318.59 €	222.53 €	337.65 €	239.22 €	356.04 €	255.62 €	415.62 €	310.59 €	
Additional shelf with 4 shelf supports				17303-B	17303-B	17304-B	17304-B	17305-B	17305-B	17306-B	17306-B	17308-B	17308-B
				15.98 €	15.98 €	18.07 €	18.07 €	20.11 €	20.11 €	22.17 €	22.17 €	29.37 €	29.37 €

**Shelf width 1,000 mm · shelf load 250 kg**

	Height mm	Bay load tons	Shelves	300		400		500		600		800	
				Starter shelving	Extension shelving	Starter shelving	Extension shelving	Starter shelving	Extension shelving	Starter shelving	Extension shelving		
Frames / shelves galvanised	2,000	1.3 t	5	12930	12935	12940	12945	12950	12955	12960	12965	12980	12985
				191.63 €	143.70 €	210.22 €	160.97 €	232.80 €	182.31 €	250.59 €	198.85 €	286.28 €	231.43 €
	2,500	1.7 t	6	12931	12936	12941	12946	12951	12956	12961	12966	12981	12986
				236.43 €	175.68 €	259.53 €	196.79 €	287.38 €	222.77 €	309.46 €	243.00 €	354.15 €	283.03 €
	3,000	2.3 t	7	12932	12937	12942	12947	12952	12957	12962	12967	12982	12987
289.94 €				212.01 €	316.23 €	236.32 €	348.10 €	266.32 €	373.25 €	289.60 €	423.83 €	335.53 €	
Additional shelf with 4 shelf supports				17330-B	17330-B	17340-B	17340-B	17350-B	17350-B	17360-B	17360-B	17380-B	17380-B
				19.15 €	19.15 €	22.34 €	22.34 €	26.36 €	26.36 €	29.42 €	29.42 €	35.32 €	35.32 €
Frames / shelves RAL 7035 light grey	2,000	1.3 t	5	32830	32835	32840	32845	32850	32855	32860	32865	32880	32885
				226.13 €	166.81 €	238.53 €	178.33 €	265.53 €	203.75 €	288.70 €	225.60 €	316.22 €	250.04 €
	2,500	1.7 t	6	32831	32836	32841	32846	32851	32856	32861	32866	32881	32886
				280.89 €	204.93 €	296.29 €	219.02 €	329.63 €	250.00 €	358.24 €	276.61 €	393.11 €	306.87 €
	3,000	2.3 t	7	32832	32837	32842	32847	32852	32857	32862	32867	32882	32887
339.96 €				245.22 €	357.49 €	261.44 €	395.60 €	297.18 €	428.31 €	327.90 €	467.45 €	362.43 €	
Additional shelf with 4 shelf supports				37330-B	37330-B	37340-B	37340-B	37350-B	37350-B	37360-B	37360-B	37380-B	37380-B
				21.50 €	21.50 €	23.63 €	23.63 €	28.39 €	28.39 €	32.50 €	32.50 €	36.77 €	36.77 €
Frame: RAL 5010 blue shelves: galvanised	2,000	1.3 t	5	12930-B	12935-B	12940-B	12945-B	12950-B	12955-B	12960-B	12965-B	12980-B	12985-B
				214.42 €	155.10 €	232.11 €	171.91 €	255.37 €	193.59 €	273.33 €	210.22 €	308.96 €	242.78 €
	2,500	1.7 t	6	12931-B	12936-B	12941-B	12946-B	12951-B	12956-B	12961-B	12966-B	12981-B	12986-B
				266.84 €	190.88 €	288.59 €	211.32 €	317.45 €	237.81 €	339.79 €	258.16 €	384.39 €	298.15 €
	3,000	2.3 t	7	12932-B	12937-B	12942-B	12947-B	12952-B	12957-B	12962-B	12967-B	12982-B	12987-B
323.57 €				228.83 €	348.51 €	252.45 €	381.39 €	282.96 €	406.79 €	306.37 €	457.28 €	352.26 €	
Additional shelf with 4 shelf supports				17330-B	17330-B	17340-B	17340-B	17350-B	17350-B	17360-B	17360-B	17380-B	17380-B
				19.15 €	19.15 €	22.34 €	22.34 €	26.36 €	26.36 €	29.42 €	29.42 €	35.32 €	35.32 €

**Shelf width 1,300 mm · shelf load 250 kg**

	Height mm	Bay load tons	Shelves	300		400		500		600		800	
				Starter shelving	Extension shelving	Starter shelving	Extension shelving	Starter shelving	Extension shelving	Starter shelving	Extension shelving		
Frames / shelves galvanised	2,000	1.3 t	5	12930-130	12935-130	12940-130	12945-130	12950-130	12955-130	12960-130	12965-130	12980-130	12985-130
				228.50 €	179.13 €	250.27 €	199.57 €	271.72 €	219.78 €	293.31 €	240.14 €	372.87 €	316.59 €
	2,500	1.7 t	6	12931-130	12936-130	12941-130	12946-130	12951-130	12956-130	12961-130	12966-130	12981-130	12986-130
				280.10 €	217.91 €	307.01 €	242.83 €	333.50 €	267.46 €	360.16 €	292.26 €	457.48 €	384.93 €
	3,000	2.3 t	7	12932-130	12937-130	12942-130	12947-130	12952-130	12957-130	12962-130	12967-130	12982-130	12987-130
343.29 €				262.48 €	374.02 €	291.23 €	404.31 €	319.65 €	434.79 €	348.27 €	546.78 €	455.61 €	
Additional shelf with 4 shelf supports				17630-B	17630-B	17640-B	17640-B	17650-B	17650-B	17660-B	17660-B	17680-B	17680-B
				25.95 €	25.95 €	29.78 €	29.78 €	33.57 €	33.57 €	37.39 €	37.39 €	52.06 €	52.06 €
Frames / shelves RAL 7035 light grey	2,000	1.3 t	5	32830-130	32835-130	32840-130	32845-130	32850-130	32855-130	32860-130	32865-130	32880-130	32885-130
				272.17 €	211.41 €	293.95 €	232.31 €	330.32 €	267.11 €	352.86 €	288.32 €	448.86 €	381.24 €
	2,500	1.7 t	6	32831-130	32836-130	32841-130	32846-130	32851-130	32856-130	32861-130	32866-130	32881-130	32886-130
				335.56 €	258.16 €	362.22 €	283.51 €	406.82 €	325.74 €	434.66 €	351.60 €	551.70 €	464.03 €
	3,000	2.3 t	7	32832-130	32837-130	32842-130	32847-130	32852-130	32857-130	32862-130	32867-130	32882-130	32887-130
406.14 €				308.52 €	436.80 €	337.87 €	488.05 €	386.74 €	519.87 €	416.58 €	654.88 €	546.98 €	
Additional shelf with 4 shelf supports				37630-B	37630-B	37640-B	37640-B	37650-B	37650-B	37660-B	37660-B	37680-B	37680-B
				30.13 €	30.13 €	34.13 €	34.13 €	40.78 €	40.78 €	44.76 €	44.76 €	62.72 €	62.72 €
Frame: RAL 5010 blue shelves: galvanised	2,000	1.3 t	5	12930-130-B	12935-130-B	12940-130-B	12945-130-B	12950-130-B	12955-130-B	12960-130-B	12965-130-B	12980-130-B	12985-130-B
				251.29 €	190.53 €	272.16 €	210.52 €	294.29 €	231.07 €	316.05 €	251.51 €	395.55 €	327.93 €
	2,500	1.7 t	6	12931-130-B	12936-130-B	12941-130-B	12946-130-B	12951-130-B	12956-130-B	12961-130-B	12966-130-B	12981-130-B	12986-130-B
				310.51 €	233.11 €	336.07 €	257.36 €	363.57 €	282.49 €	390.48 €	307.42 €	487.72 €	400.05 €
	3,000	2.3 t	7	12932-130-B	12937-130-B	12942-130-B	12947-130-B	12952-130-B	12957-130-B	12962-130-B	12967-130-B	12982-130-B	12987-130-B
376.91 €				279.29 €	406.29 €	307.36 €	437.59 €	336.29 €	468.33 €	365.04 €	580.24 €	472.33 €	
Additional shelf with 4 shelf supports				17630-B	17630-B	17640-B	17640-B	17650-B	17650-B	17660-B	17660-B	17680-B	17680-B
				25.95 €	25.95 €	29.78 €	29.78 €	33.57 €	33.57 €	37.39 €	37.39 €	52.06 €	52.06 €

All prices without fitting. The tables show ordering examples. Other dimensions and versions on request.

Shelving systems Plug-in system

Shelving systems Bolted system

Shelving systems Office

Wide-span shelving

Pallet racking

Cantilever racking

Shelving systems and mezzanine systems



## Complete shelving units MULTIplus330

Shelf width 1,000 mm · shelf load 330 kg

	Depth mm			300		400		500		600		800	
	Height mm	Bay load tons	Shelves	Starter shelving	Extension shelving	Starter shelving	Extension shelving	Starter shelving	Extension shelving	Starter shelving	Extension shelving	Starter shelving	Extension shelving
Frames / shelves galvanised	2,000	2.1 t	5	13930	13935	13940	13945	13950	13955	13960	13965	13980	13985
				210.97 €	158.91 €	245.34 €	191.29 €	255.62 €	199.71 €	277.21 €	221.29 €	335.45 €	273.02 €
	2,500	2.3 t	6	13931	13936	13941	13946	13951	13956	13961	13966	13981	13986
				267.57 €	197.89 €	309.35 €	237.02 €	322.19 €	247.37 €	353.05 €	275.75 €	419.71 €	336.21 €
	3,000	2.3 t	7	13932	13937	13942	13947	13952	13957	13962	13967	13982	13987
305.44 €				227.51 €	351.98 €	272.06 €	364.88 €	283.10 €	398.82 €	315.18 €	471.42 €	383.12 €	
Additional shelf with 4 shelf supports				17430-B	17430-B	17440-B	17440-B	17450-B	17450-B	17460-B	17460-B	17480-B	17480-B
				21.37 €	21.37 €	27.45 €	27.45 €	28.76 €	28.76 €	33.08 €	33.08 €	42.12 €	42.12 €
Frames / shelves RAL 7035 light grey	2,000	2.1 t	5	33830	33835	33840	33845	33850	33855	33860	33865	33880	33885
				255.86 €	190.77 €	281.34 €	214.93 €	311.40 €	242.62 €	337.17 €	266.40 €	365.64 €	290.27 €
	2,500	2.3 t	6	33831	33836	33841	33846	33851	33856	33861	33866	33881	33886
				323.85 €	237.33 €	354.77 €	266.50 €	391.47 €	300.04 €	422.92 €	328.84 €	458.33 €	358.10 €
	3,000	2.3 t	7	33832	33837	33842	33847	33852	33857	33862	33867	33882	33887
365.43 €				270.69 €	400.05 €	303.99 €	440.23 €	341.81 €	474.72 €	374.30 €	510.90 €	405.87 €	
Additional shelf with 4 shelf supports				37430-B	37430-B	37440-B	37440-B	37450-B	37450-B	37460-B	37460-B	37480-B	37480-B
				25.14 €	25.14 €	29.71 €	29.71 €	34.77 €	34.77 €	39.13 €	39.13 €	42.98 €	42.98 €
Frame: RAL 5010 blue shelves: galvanised	2,000	2.1 t	5	13930-B	13935-B	13940-B	13945-B	13950-B	13955-B	13960-B	13965-B	13980-B	13985-B
				237.03 €	171.94 €	270.05 €	203.65 €	281.35 €	212.58 €	306.91 €	236.15 €	361.34 €	285.96 €
	2,500	2.3 t	6	13931-B	13936-B	13941-B	13946-B	13951-B	13956-B	13961-B	13966-B	13981-B	13986-B
				301.25 €	214.73 €	341.23 €	252.96 €	355.42 €	263.99 €	386.62 €	292.54 €	453.17 €	352.94 €
	3,000	2.3 t	7	13932-B	13937-B	13942-B	13947-B	13952-B	13957-B	13962-B	13967-B	13982-B	13987-B
339.07 €				244.33 €	384.25 €	288.19 €	398.17 €	299.75 €	432.36 €	331.95 €	504.87 €	399.85 €	
Additional shelf with 4 shelf supports				17430-B	17430-B	17440-B	17440-B	17450-B	17450-B	17460-B	17460-B	17480-B	17480-B
				21.37 €	21.37 €	27.45 €	27.45 €	28.76 €	28.76 €	33.08 €	33.08 €	42.12 €	42.12 €

### What is shelf load and what is bay load?



The **shelf load** describes the maximum load of a single shelf with evenly distributed load.

The **bay load** describes the maximum permissible load of a shelf bay. It depends on the load capacity of the T-profile frames.

**IMPORTANT:** The sum of the actual shelf loads may not exceed the maximum bay load - according to DGUV regulation 108-007 (BGR 234).







» **Small parts storage**  
with optimum adjustment

Shelving systems  
Plug-in system

Shelving systems  
Bolted system

Shelving systems  
Office

Wide-span shelving

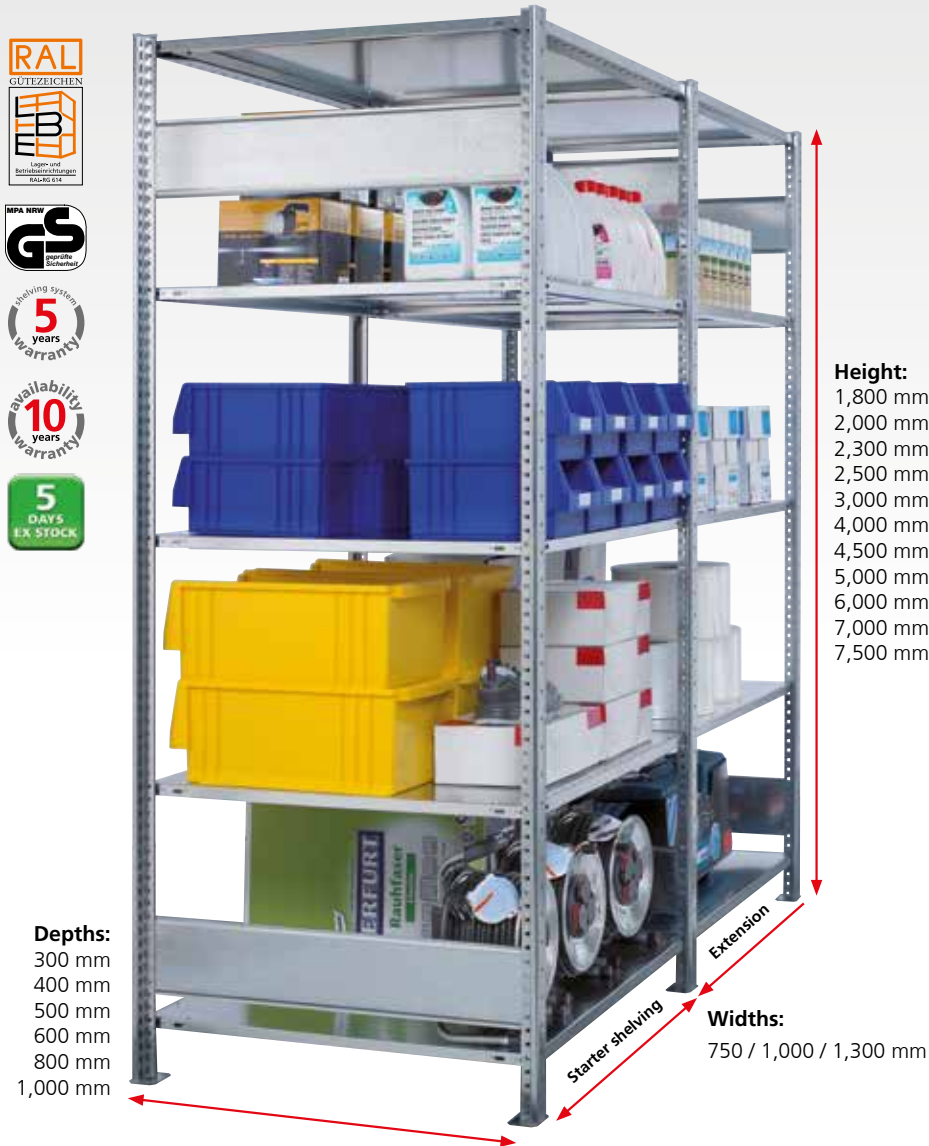
Pallet racking

Cantilever racking

Shelving systems and  
mezzanine systems

# » Shelving system

## double-sided use · bracing with face beam



- Height:**
- 1,800 mm
  - 2,000 mm
  - 2,300 mm
  - 2,500 mm
  - 3,000 mm
  - 4,000 mm
  - 4,500 mm
  - 5,000 mm
  - 6,000 mm
  - 7,000 mm
  - 7,500 mm

- Depths:**
- 300 mm
  - 400 mm
  - 500 mm
  - 600 mm
  - 800 mm
  - 1,000 mm

- Widths:**
- 750 / 1,000 / 1,300 mm

### Planning

For complete shelving units, T-profiles and depth beams are supplied as standard in the version **MULTIplus** pluggable.

All complete shelving units include protective caps and clamping bases.

If you require pre-assembled frames, these are riveted at the factory up to 2,500 mm high and 600 mm deep at an extra charge (see page 83).

### Safety

**Shelving with a height/depth ratio greater than 5:1 must be secured against tipping in accordance with the DGUV (German statutory accident insurance association) regulation 108-007 (BGR 234).**

**Example:**  
A shelf unit with a depth of 300 mm and a height of 2,000 mm must be secured by wall, foot or head bracing (see fixing accessories, pages 85 - 89).

The specified load capacities apply to evenly distributed loads per shelf.

### Assembly measurements

**Starter shelving:**  
Nominal length + 60 mm

**Extension shelving:**  
Nominal length + 6 mm

**Total frame depth:**  
Nominal depth + 36 mm

**Buckling length:**  
All order proposals are statically designed for a maximum buckling length of 600 mm. Larger buckling lengths are possible on request.

All prices without fitting. The tables show ordering examples. Other dimensions and versions on request.





### Bracing with face beams

Assembly using face beams makes it possible to use the shelving from both sides.



### 25 mm grid perforation

The perforation of MULTIplus T-profiles in a 25 mm grid guarantees an optimal storage capacity utilisation.

## Product features

- Bracing with face beams
- Loading and unloading of the stock items possible from both sides
- Individual adaptation to spatial conditions and to the stored items with three shelf widths
- Height of the shelves can be adjusted in increments of 25 mm
- Faster assembly thanks to simple shelf plug-in system
- Shorter picking distances thanks to access from both sides
- Possible to increase the bay load through additional side elements



## Complete shelving units MULTIplus85

Shelf width 1,000 mm · shelf load 85 kg											
		Depth mm		300		400		500		600	
	Height mm	Bay load tons	Shelves	Starter shelving	Extension shelving	Starter shelving	Extension shelving	Starter shelving	Extension shelving	Starter shelving	Extension shelving
Frames / shelves galvanised	2,000	1.3 t	5	13130-LR 182.81 €	13135-LR 139.68 €	13140-LR 196.26 €	13145-LR 151.80 €	13150-LR 209.46 €	13155-LR 163.76 €	13160-LR 223.01 €	13165-LR 176.07 €
	2,500	1.4 t	6	13131-LR 235.55 €	13136-LR 179.60 €	13141-LR 252.48 €	13146-LR 194.54 €	13151-LR 269.07 €	13156-LR 209.26 €	13161-LR 286.08 €	13166-LR 224.41 €
				13132-LR 274.44 €	13137-LR 206.10 €	13142-LR 293.53 €	13147-LR 223.20 €	13152-LR 312.26 €	13157-LR 240.07 €	13162-LR 331.48 €	13167-LR 257.43 €
	Additional shelf with 4 shelf supports			11333-B 14.12 €	11333-B 14.12 €	11344-B 16.28 €	11344-B 16.28 €	11355-B 18.42 €	11355-B 18.42 €	11366-B 20.64 €	11366-B 20.64 €
Frames / shelves RAL 7035 light grey	2,000	1.3 t	5	33030-LR 217.99 €	33035-LR 163.46 €	33040-LR 230.04 €	33045-LR 174.63 €	33050-LR 249.98 €	33055-LR 193.00 €	33060-LR 262.79 €	33065-LR 204.48 €
	2,500	1.4 t	6	33031-LR 282.21 €	33036-LR 211.05 €	33041-LR 297.19 €	33046-LR 224.72 €	33051-LR 322.07 €	33056-LR 247.23 €	33061-LR 338.24 €	33066-LR 261.41 €
				33032-LR 325.87 €	33037-LR 240.72 €	33042-LR 342.91 €	33047-LR 256.44 €	33052-LR 371.14 €	33057-LR 282.31 €	33062-LR 389.34 €	33067-LR 298.52 €
	Additional shelf with 4 shelf supports			31330-B 15.67 €	31330-B 15.67 €	31340-B 17.73 €	31340-B 17.73 €	31350-B 21.09 €	31350-B 21.09 €	31360-B 23.12 €	31360-B 23.12 €
Frames: blue RAL 5010 Shelves: galvanised	2,000	1.3 t	5	13130-LR-B 205.61 €	13135-LR-B 151.08 €	13140-LR-B 218.15 €	13145-LR-B 162.74 €	13150-LR-B 232.03 €	13155-LR-B 175.04 €	13160-LR-B 245.75 €	13165-LR-B 187.44 €
	2,500	1.4 t	6	13131-LR-B 265.96 €	13136-LR-B 194.80 €	13141-LR-B 281.54 €	13146-LR-B 209.06 €	13151-LR-B 299.14 €	13156-LR-B 224.30 €	13161-LR-B 316.40 €	13166-LR-B 239.57 €
				13132-LR-B 308.07 €	13137-LR-B 222.92 €	13142-LR-B 325.80 €	13147-LR-B 239.33 €	13152-LR-B 345.54 €	13157-LR-B 256.71 €	13162-LR-B 365.02 €	13167-LR-B 274.20 €
	Additional shelf with 4 shelf supports			11333-B 14.12 €	11333-B 14.12 €	11344-B 16.28 €	11344-B 16.28 €	11355-B 18.42 €	11355-B 18.42 €	11366-B 20.64 €	11366-B 20.64 €

All prices without fitting. The tables show ordering examples. Other dimensions and versions on request.





## Complete shelves MULTIplus150

Shelf width 750 mm · shelf load 150 kg													
	Depth mm			300		400		500		600		800	
	Height mm	Bay load tons	Shelves	Starter shelving	Extension shelving	Starter shelving	Extension shelving	Starter shelving	Extension shelving	Starter shelving	Extension shelving	Starter shelving	Extension shelving
Frames/shelves galvanised	2,000	1.3 t	5	12730-75-LR	12735-75-LR	12740-75-LR	12745-75-LR	12750-75-LR	12755-75-LR	12760-75-LR	12765-75-LR	12780-75-LR	12785-75-LR
				175.72 €	132.59 €	185.85 €	141.39 €	195.81 €	150.11 €	205.62 €	158.68 €	245.89 €	195.85 €
	2,500	1.6 t	6	12731-75-LR	12736-75-LR	12741-75-LR	12746-75-LR	12751-75-LR	12756-75-LR	12761-75-LR	12766-75-LR	12781-75-LR	12786-75-LR
				225.91 €	169.95 €	238.85 €	180.91 €	251.55 €	191.74 €	264.07 €	202.41 €	314.26 €	247.94 €
	3,000	1.6 t	7	12732-75-LR	12737-75-LR	12742-75-LR	12747-75-LR	12752-75-LR	12757-75-LR	12762-75-LR	12767-75-LR	12782-75-LR	12787-75-LR
264.13 €				195.79 €	278.57 €	208.25 €	292.76 €	220.57 €	306.76 €	232.70 €	363.75 €	285.05 €	
Additional shelf with 4 shelf supports			17203-B	17203-B	17204-B	17204-B	17205-B	17205-B	17206-B	17206-B	17208-B	17208-B	
			13.46 €	13.46 €	14.95 €	14.95 €	16.45 €	16.45 €	17.91 €	17.91 €	24.73 €	24.73 €	
Frames/shelves RAL 7035 light grey	2,000	1.3 t	5	32630-75-LR	32635-75-LR	32640-75-LR	32645-75-LR	32650-75-LR	32655-75-LR	32660-75-LR	32665-75-LR	32680-75-LR	32685-75-LR
				210.42 €	155.89 €	219.36 €	163.96 €	236.20 €	179.22 €	246.05 €	187.74 €	286.33 €	224.95 €
	2,500	1.6 t	6	32631-75-LR	32636-75-LR	32641-75-LR	32646-75-LR	32651-75-LR	32656-75-LR	32661-75-LR	32666-75-LR	32681-75-LR	32686-75-LR
				271.72 €	200.56 €	282.97 €	210.50 €	304.13 €	229.29 €	316.74 €	239.91 €	366.93 €	285.49 €
	3,000	1.6 t	7	32632-75-LR	32637-75-LR	32642-75-LR	32647-75-LR	32652-75-LR	32657-75-LR	32662-75-LR	32667-75-LR	32682-75-LR	32687-75-LR
314.80 €				229.64 €	327.49 €	241.03 €	351.38 €	262.55 €	365.43 €	274.61 €	421.95 €	327.01 €	
Additional shelf with 4 shelf supports			37203-B	37203-B	37204-B	37204-B	37205-B	37205-B	37206-B	37206-B	37208-B	37208-B	
			15.09 €	15.09 €	16.53 €	16.53 €	19.27 €	19.27 €	20.71 €	20.71 €	27.53 €	27.53 €	
Frame: RAL 5010 blue shelves: galvanised	2,000	1.3 t	5	12730-75-LR-B	12735-75-LR-B	12740-75-LR-B	12745-75-LR-B	12750-75-LR-B	12755-75-LR-B	12760-75-LR-B	12765-75-LR-B	12780-75-LR-B	12785-75-LR-B
				198.51 €	143.98 €	207.74 €	152.33 €	218.37 €	161.39 €	228.36 €	170.05 €	268.57 €	207.19 €
	2,500	1.6 t	6	12731-75-LR-B	12736-75-LR-B	12741-75-LR-B	12746-75-LR-B	12751-75-LR-B	12756-75-LR-B	12761-75-LR-B	12766-75-LR-B	12781-75-LR-B	12786-75-LR-B
				256.32 €	185.16 €	267.91 €	195.44 €	281.62 €	206.78 €	294.40 €	217.57 €	344.50 €	263.06 €
	3,000	1.6 t	7	12732-75-LR-B	12737-75-LR-B	12742-75-LR-B	12747-75-LR-B	12752-75-LR-B	12757-75-LR-B	12762-75-LR-B	12767-75-LR-B	12782-75-LR-B	12787-75-LR-B
297.76 €				212.60 €	310.85 €	224.38 €	326.05 €	237.22 €	340.30 €	249.48 €	397.21 €	301.78 €	
Additional shelf with 4 shelf supports			17203-B	17203-B	17204-B	17204-B	17205-B	17205-B	17206-B	17206-B	17208-B	17208-B	
			13.46 €	13.46 €	14.95 €	14.95 €	16.45 €	16.45 €	17.91 €	17.91 €	24.73 €	24.73 €	

Shelf width 1,000 mm · shelf load 150 kg													
	Height mm	Bay load tons	Shelves	300		400		500		600		800	
				Starter shelving	Extension shelving	Starter shelving	Extension shelving	Starter shelving	Extension shelving	Starter shelving	Extension shelving		
Frames/shelves galvanised	2,000	1.3 t	5	12730-LR	12735-LR	12740-LR	12745-LR	12750-LR	12755-LR	12760-LR	12765-LR	12780-LR	12785-LR
				188.39 €	145.25 €	204.86 €	160.40 €	219.69 €	173.99 €	235.21 €	188.27 €	268.01 €	217.96 €
	2,500	1.4 t	6	12731-LR	12736-LR	12741-LR	12746-LR	12751-LR	12756-LR	12761-LR	12766-LR	12781-LR	12786-LR
				242.24 €	186.28 €	262.80 €	204.86 €	281.34 €	221.53 €	300.72 €	239.05 €	341.93 €	275.61 €
	3,000	1.5 t	7	12732-LR	12737-LR	12742-LR	12747-LR	12752-LR	12757-LR	12762-LR	12767-LR	12782-LR	12787-LR
282.24 €				213.90 €	305.57 €	235.24 €	326.57 €	254.38 €	348.56 €	274.51 €	395.10 €	316.39 €	
Additional shelf with 4 shelf supports			17230-B	17230-B	17240-B	17240-B	17250-B	17250-B	17260-B	17260-B	17280-B	17280-B	
			15.23 €	15.23 €	18.00 €	18.00 €	20.47 €	20.47 €	23.08 €	23.08 €	28.39 €	28.39 €	
Frames/shelves RAL 7035 light grey	2,000	1.3 t	5	32630-LR	32635-LR	32640-LR	32645-LR	32650-LR	32655-LR	32660-LR	32665-LR	32680-LR	32685-LR
				219.57 €	165.44 €	237.09 €	181.69 €	259.93 €	202.94 €	277.39 €	219.08 €	310.90 €	249.52 €
	2,500	1.4 t	6	32631-LR	32636-LR	32641-LR	32646-LR	32651-LR	32656-LR	32661-LR	32666-LR	32681-LR	32686-LR
				284.58 €	213.42 €	305.66 €	233.18 €	334.01 €	259.17 €	355.76 €	278.93 €	397.82 €	316.38 €
	3,000	1.5 t	7	32632-LR	32637-LR	32642-LR	32647-LR	32652-LR	32657-LR	32662-LR	32667-LR	32682-LR	32687-LR
328.63 €				243.48 €	352.78 €	266.32 €	385.07 €	296.23 €	409.78 €	318.96 €	456.82 €	361.88 €	
Additional shelf with 4 shelf supports			37230-B	37230-B	37240-B	37240-B	37250-B	37250-B	37260-B	37260-B	37280-B	37280-B	
			16.07 €	16.07 €	19.14 €	19.14 €	23.08 €	23.08 €	26.04 €	26.04 €	31.51 €	31.51 €	
Frame: RAL 5010 blue shelves: galvanised	2,000	1.3 t	5	12730-LR-B	12735-LR-B	12740-LR-B	12745-LR-B	12750-LR-B	12755-LR-B	12760-LR-B	12765-LR-B	12780-LR-B	12785-LR-B
				211.18 €	156.65 €	226.75 €	171.35 €	242.25 €	185.27 €	257.95 €	199.64 €	290.69 €	229.30 €
	2,500	1.4 t	6	12731-LR-B	12736-LR-B	12741-LR-B	12746-LR-B	12751-LR-B	12756-LR-B	12761-LR-B	12766-LR-B	12781-LR-B	12786-LR-B
				272.65 €	201.49 €	291.86 €	219.39 €	311.41 €	236.57 €	331.04 €	254.21 €	372.17 €	290.73 €
	3,000	1.5 t	7	12732-LR-B	12737-LR-B	12742-LR-B	12747-LR-B	12752-LR-B	12757-LR-B	12762-LR-B	12767-LR-B	12782-LR-B	12787-LR-B
315.87 €				230.72 €	337.84 €	251.38 €	359.86 €	271.03 €	382.10 €	291.28 €	428.55 €	333.12 €	
Additional shelf with 4 shelf supports			17230-B	17230-B	17240-B	17240-B	17250-B	17250-B	17260-B	17260-B	17280-B	17280-B	
			15.23 €	15.23 €	18.00 €	18.00 €	20.47 €	20.47 €	23.08 €	23.08 €	28.39 €	28.39 €	

Shelf width 1,300 mm · shelf load 150 kg													
	Height mm	Bay load tons	Shelves	300		400		500		600		800	
				Starter shelving	Extension shelving	Starter shelving	Extension shelving	Starter shelving	Extension shelving	Starter shelving	Extension shelving		
Frames/shelves galvanised	2,000	1.3 t	5	12730-130-LR	12735-130-LR	12740-130-LR	12745-130-LR	12750-130-LR	12755-130-LR	12760-130-LR	12765-130-LR	12780-130-LR	12785-130-LR
				235.21 €	192.08 €	252.82 €	208.36 €	270.04 €	224.34 €	287.26 €	240.32 €	368.30 €	318.25 €
	2,500	1.4 t	6	12731-130-LR	12736-130-LR	12741-130-LR	12746-130-LR	12751-130-LR	12756-130-LR	12761-130-LR	12766-130-LR	12781-130-LR	12786-130-LR
				300.97 €	245.02 €	322.89 €	264.95 €	344.30 €	284.50 €	365.71 €	304.05 €	464.82 €	398.49 €
	3,000	1.5 t	7	12732-130-LR	12737-130-LR	12742-130-LR	12747-130-LR	12752-130-LR	12757-130-LR	12762-130-LR	12767-130-LR	12782-130-LR	12787-130-LR
348.65 €				280.31 €	373.56 €	303.23 €	397.92 €	325.73 €	422.28 €	348.22 €	536.34 €	457.64 €	
Additional shelf with 4 shelf supports			17530-B	17530-B	17540-B	17540-B	17550-B	17550-B	17560-B	17560-B	17580-B	17580-B	
			22.91 €	22.91 €	25.90 €	25.90 €	28.84 €	28.84 €	31.79 €	31.79 €	46.76 €	46.76 €	
Frames/shelves RAL 7035 light grey	2,000	1.3 t	5	32630-130-LR	32635-130-LR	32640-130-LR	32645-130-LR	32650-130-LR	32655-130-LR	32660-130-LR	32665-130-LR	32680-130-LR	32685-130-LR
				273.81 €	219.28 €	289.38 €	233.97 €	322.86 €	265.88 €	339.48 €	281.17 €	448.60 €	387.21 €
	2,500	1.4 t	6	32631-130-LR	32636-130-LR	32641-130-LR	32646-130-LR	32651-130-LR	32656-130-LR	32661-130-LR	32666-130-LR	32681-130-LR	32686-130-LR
				350.85 €	279.69 €	370.06 €	297.59 €	411.19 €	336.35 €	431.92 €	355.09 €	564.71 €	483.27 €
	3,000	1.5 t	7	32632-130-LR	32637-130-LR	32642-130-LR	32647-130-LR	32652-130-LR	32657-130-LR	32662-130-LR	32667-130-LR	32682-130-LR	32687-130-LR
404.56 €				319.41 €	426.54 €	340.07 €	473.73 €	384.90 €	497.26 €	406.44 €	650.14 €	555.20 €	
Additional shelf with 4 shelf supports			37530-B	37530-B	37540-B	37540-B	37550-B	37550-B	37560-B	37560-B	37580-B	37580-B	
			25.73 €	25.73 €	28.49 €	28.49 €	34.56 €	34.56 €	37.35 €	37.35 €	57.94 €	57.94 €	
Frame: RAL 5010 blue shelves: galvanised	2,000	1.3 t	5	12730-130-LR-B	12735-130-LR-B	12740-130-LR-B	12745-130-LR-B	12750-130-LR-B	12755-130-LR-B	12760-130-LR-B	12765-130-LR-B	12780-130-LR-B	12785-130-LR-B
				258.01 €	203.48 €	274.71 €	219.30 €	292.61 €	235.62 €	310.00 €	251.69 €	390.98 €	329.59 €
	2,500	1.4 t	6	12731-130-LR-B	12736-130-LR-B	12741-130-LR-B	12746-130-LR-B	12751-130-LR-B	12756-130-LR-B	12761-130-LR-B	12766-130-LR-B	12781-130-LR-B	12786-130-LR-B
				331.38 €	260.22 €	351.95 €	279.48 €	374.37 €	299.53 €	396.04 €	319.21 €	495.06 €	413.62 €
	3,000	1.5 t	7	12732-130-LR-B	12737-130-LR-B	12742-130-LR-B	12747-130-L						



**Complete shelves MULTIplus250**

Shelf width 750 mm · shelf load 250 kg													
	Depth mm			300		400		500		600		800	
	Height mm	Bay load tons	Shelves	Starter shelving	Extension shelving	Starter shelving	Extension shelving	Starter shelving	Extension shelving	Starter shelving	Extension shelving	Starter shelving	Extension shelving
Frames/shelves galvanised	2,000	1.3 t	5	12930-75-LR 186.54 €	12935-75-LR 143.41 €	12940-75-LR 199.63 €	12945-75-LR 155.17 €	12950-75-LR 212.34 €	12955-75-LR 166.64 €	12960-75-LR 225.12 €	12965-75-LR 178.17 €	12980-75-LR 267.29 €	12985-75-LR 217.25 €
	2,500	1.7 t	6	12931-75-LR 238.35 €	12936-75-LR 182.39 €	12941-75-LR 254.85 €	12946-75-LR 196.91 €	12951-75-LR 276.60 €	12956-75-LR 211.04 €	12961-75-LR 286.92 €	12966-75-LR 225.26 €	12981-75-LR 339.39 €	12986-75-LR 273.07 €
	3,000	1.8 t	7	12932-75-LR 279.10 €	12937-75-LR 210.76 €	12942-75-LR 297.69 €	12947-75-LR 227.36 €	12952-75-LR 315.73 €	12957-75-LR 243.54 €	12962-75-LR 333.87 €	12967-75-LR 259.81 €	12982-75-LR 393.53 €	12987-75-LR 314.82 €
	Additional shelf with 4 shelf supports			17303-B 15.98 €	17303-B 15.98 €	17304-B 18.07 €	17304-B 18.07 €	17305-B 20.11 €	17305-B 20.11 €	17306-B 22.17 €	17306-B 22.17 €	17308-B 29.37 €	17308-B 29.37 €
Frames/shelves RAL 7035 light grey	2,000	1.3 t	5	32830-75-LR 221.59 €	32835-75-LR 167.06 €	32840-75-LR 234.20 €	32845-75-LR 178.79 €	32850-75-LR 248.64 €	32855-75-LR 191.66 €	32860-75-LR 262.72 €	32865-75-LR 204.41 €	32880-75-LR 308.72 €	32885-75-LR 247.33 €
	2,500	1.7 t	6	32831-75-LR 284.58 €	32836-75-LR 213.42 €	32841-75-LR 300.24 €	32846-75-LR 227.77 €	32851-75-LR 318.52 €	32856-75-LR 243.68 €	32861-75-LR 336.21 €	32866-75-LR 259.38 €	32881-75-LR 393.25 €	32886-75-LR 311.81 €
	3,000	1.8 t	7	32832-75-LR 330.25 €	32837-75-LR 245.10 €	32842-75-LR 348.08 €	32847-75-LR 261.62 €	32852-75-LR 368.62 €	32857-75-LR 279.79 €	32862-75-LR 388.59 €	32867-75-LR 297.77 €	32882-75-LR 453.60 €	32887-75-LR 358.17 €
	Additional shelf with 4 shelf supports			37303-B 17.69 €	37303-B 17.69 €	37304-B 19.86 €	37304-B 19.86 €	37305-B 22.12 €	37305-B 22.12 €	37306-B 24.40 €	37306-B 24.40 €	37308-B 32.37 €	37308-B 32.37 €
Frame: RAL 5010 blue shelves: galvanised	2,000	1.3 t	5	12930-75-LR-B 209.33 €	12935-75-LR-B 154.80 €	12940-75-LR-B 221.52 €	12945-75-LR-B 166.11 €	12950-75-LR-B 234.90 €	12955-75-LR-B 177.92 €	12960-75-LR-B 247.85 €	12965-75-LR-B 189.54 €	12980-75-LR-B 289.97 €	12985-75-LR-B 228.59 €
	2,500	1.7 t	6	12931-75-LR-B 268.76 €	12936-75-LR-B 197.60 €	12941-75-LR-B 283.91 €	12946-75-LR-B 211.43 €	12951-75-LR-B 300.92 €	12956-75-LR-B 226.07 €	12961-75-LR-B 317.25 €	12966-75-LR-B 240.42 €	12981-75-LR-B 369.64 €	12986-75-LR-B 288.19 €
	3,000	1.8 t	7	12932-75-LR-B 312.72 €	12937-75-LR-B 227.57 €	12942-75-LR-B 329.96 €	12947-75-LR-B 243.49 €	12952-75-LR-B 349.01 €	12957-75-LR-B 260.18 €	12962-75-LR-B 367.41 €	12967-75-LR-B 276.58 €	12982-75-LR-B 426.99 €	12987-75-LR-B 331.55 €
	Additional shelf with 4 shelf supports			17303-B 15.98 €	17303-B 15.98 €	17304-B 18.07 €	17304-B 18.07 €	17305-B 20.11 €	17305-B 20.11 €	17306-B 22.17 €	17306-B 22.17 €	17308-B 29.37 €	17308-B 29.37 €

Shelf width 1,000 mm · shelf load 250 kg													
	Height mm	Bay load tons	Shelves	300		400		500		600		800	
				Starter shelving	Extension shelving	Starter shelving	Extension shelving	Starter shelving	Extension shelving	Starter shelving	Extension shelving		
Frames/shelves galvanised	2,000	1.3 t	5	12930-LR 206.19 €	12935-LR 163.05 €	12940-LR 224.78 €	12945-LR 180.32 €	12950-LR 247.36 €	12955-LR 201.66 €	12960-LR 265.15 €	12965-LR 218.20 €	12980-LR 300.83 €	12985-LR 250.79 €
	2,500	1.7 t	6	12931-LR 263.06 €	12936-LR 207.10 €	12941-LR 286.16 €	12946-LR 228.22 €	12951-LR 314.01 €	12956-LR 254.20 €	12961-LR 336.09 €	12966-LR 274.43 €	12981-LR 380.78 €	12986-LR 314.46 €
	3,000	1.8 t	7	12932-LR 306.98 €	12937-LR 238.64 €	12942-LR 333.27 €	12947-LR 262.95 €	12952-LR 365.14 €	12957-LR 292.95 €	12962-LR 390.29 €	12967-LR 316.23 €	12982-LR 440.87 €	12987-LR 362.16 €
	Additional shelf with 4 shelf supports			17330-B 19.15 €	17330-B 19.15 €	17340-B 22.34 €	17340-B 22.34 €	17350-B 26.36 €	17350-B 26.36 €	17360-B 29.42 €	17360-B 29.42 €	17380-B 35.32 €	17380-B 35.32 €
Frames/shelves RAL 7035 light grey	2,000	1.3 t	5	32830-LR 245.31 €	32835-LR 190.78 €	32840-LR 257.71 €	32845-LR 202.31 €	32850-LR 284.71 €	32855-LR 227.73 €	32860-LR 307.88 €	32865-LR 249.57 €	32880-LR 335.40 €	32885-LR 274.02 €
	2,500	1.7 t	6	32831-LR 314.46 €	32836-LR 243.30 €	32841-LR 329.86 €	32846-LR 257.39 €	32851-LR 363.20 €	32856-LR 288.36 €	32861-LR 391.81 €	32866-LR 314.98 €	32881-LR 426.68 €	32886-LR 345.23 €
	3,000	1.8 t	7	32832-LR 363.94 €	32837-LR 278.79 €	32842-LR 381.47 €	32847-LR 295.01 €	32852-LR 419.58 €	32857-LR 330.75 €	32862-LR 452.29 €	32867-LR 361.47 €	32882-LR 491.43 €	32887-LR 396.00 €
	Additional shelf with 4 shelf supports			37330-B 21.50 €	37330-B 21.50 €	37340-B 23.63 €	37340-B 23.63 €	37350-B 28.39 €	37350-B 28.39 €	37360-B 32.50 €	37360-B 32.50 €	37380-B 36.77 €	37380-B 36.77 €
Frame: RAL 5010 blue shelves: galvanised	2,000	1.3 t	5	12930-LR-B 228.98 €	12935-LR-B 174.45 €	12940-LR-B 246.67 €	12945-LR-B 191.26 €	12950-LR-B 269.93 €	12955-LR-B 212.94 €	12960-LR-B 287.88 €	12965-LR-B 229.57 €	12980-LR-B 323.51 €	12985-LR-B 262.13 €
	2,500	1.7 t	6	12931-LR-B 293.47 €	12936-LR-B 222.31 €	12941-LR-B 315.22 €	12946-LR-B 242.75 €	12951-LR-B 344.08 €	12956-LR-B 269.24 €	12961-LR-B 366.42 €	12966-LR-B 289.59 €	12981-LR-B 411.02 €	12986-LR-B 329.58 €
	3,000	1.8 t	7	12932-LR-B 340.61 €	12937-LR-B 255.46 €	12942-LR-B 365.55 €	12947-LR-B 279.08 €	12952-LR-B 398.42 €	12957-LR-B 309.59 €	12962-LR-B 423.83 €	12967-LR-B 333.00 €	12982-LR-B 474.32 €	12987-LR-B 378.89 €
	Additional shelf with 4 shelf supports			17330-B 19.15 €	17330-B 19.15 €	17340-B 22.34 €	17340-B 22.34 €	17350-B 26.36 €	17350-B 26.36 €	17360-B 29.42 €	17360-B 29.42 €	17380-B 35.32 €	17380-B 35.32 €

Shelf width 1,300 mm · shelf load 250 kg													
	Height mm	Bay load tons	Shelves	300		400		500		600		800	
				Starter shelving	Extension shelving	Starter shelving	Extension shelving	Starter shelving	Extension shelving	Starter shelving	Extension shelving		
Frames/shelves galvanised	2,000	1.3 t	5	12930-130-LR 248.64 €	12935-130-LR 205.51 €	12940-130-LR 270.41 €	12945-130-LR 225.95 €	12950-130-LR 291.86 €	12955-130-LR 246.16 €	12960-130-LR 313.46 €	12965-130-LR 266.51 €	12980-130-LR 393.01 €	12985-130-LR 342.96 €
	2,500	1.7 t	6	12931-130-LR 316.54 €	12936-130-LR 260.59 €	12941-130-LR 343.46 €	12946-130-LR 285.51 €	12951-130-LR 369.95 €	12956-130-LR 310.14 €	12961-130-LR 396.60 €	12966-130-LR 334.94 €	12981-130-LR 493.93 €	12986-130-LR 427.61 €
	3,000	1.8 t	7	12932-130-LR 367.27 €	12937-130-LR 298.93 €	12942-130-LR 398.00 €	12947-130-LR 327.67 €	12952-130-LR 428.28 €	12957-130-LR 356.09 €	12962-130-LR 458.77 €	12967-130-LR 384.71 €	12982-130-LR 570.76 €	12987-130-LR 492.05 €
	Additional shelf with 4 shelf supports			17630-B 25.95 €	17630-B 25.95 €	17640-B 29.78 €	17640-B 29.78 €	17650-B 33.57 €	17650-B 33.57 €	17660-B 37.39 €	17660-B 37.39 €	17680-B 52.06 €	17680-B 52.06 €
Frames/shelves RAL 7035 light grey	2,000	1.3 t	5	32830-130-LR 294.00 €	32835-130-LR 239.47 €	32840-130-LR 315.78 €	32845-130-LR 260.38 €	32850-130-LR 352.16 €	32855-130-LR 295.18 €	32860-130-LR 374.70 €	32865-130-LR 316.39 €	32880-130-LR 470.70 €	32885-130-LR 409.31 €
	2,500	1.7 t	6	32831-130-LR 374.54 €	32836-130-LR 303.38 €	32841-130-LR 401.20 €	32846-130-LR 328.73 €	32851-130-LR 445.80 €	32856-130-LR 370.96 €	32861-130-LR 473.65 €	32866-130-LR 396.82 €	32881-130-LR 590.69 €	32886-130-LR 509.25 €
	3,000	1.8 t	7	32832-130-LR 432.66 €	32837-130-LR 347.50 €	32842-130-LR 463.32 €	32847-130-LR 376.86 €	32852-130-LR 514.56 €	32857-130-LR 425.73 €	32862-130-LR 546.39 €	32867-130-LR 455.56 €	32882-130-LR 681.40 €	32887-130-LR 585.96 €
	Additional shelf with 4 shelf supports			37630-B 30.13 €	37630-B 30.13 €	37640-B 34.13 €	37640-B 34.13 €	37650-B 40.78 €	37650-B 40.78 €	37660-B 44.76 €	37660-B 44.76 €	37680-B 62.72 €	37680-B 62.72 €
Frame: RAL 5010 blue shelves: galvanised	2,000	1.3 t	5	12930-130-LR-B 271.44 €	12935-130-LR-B 216.91 €	12940-130-LR-B 292.30 €	12945-130-LR-B 236.89 €	12950-130-LR-B 314.43 €	12955-130-LR-B 257.44 €	12960-130-LR-B 336.19 €	12965-130-LR-B 277.88 €	12980-130-LR-B 415.69 €	12985-130-LR-B 354.30 €
	2,500	1.7 t	6	12931-130-LR-B 346.95 €	12936-130-LR-B 275.80 €	12941-130-LR-B 372.51 €	12946-130-LR-B 300.04 €	12951-130-LR-B 400.02 €	12956-130-LR-B 325.18 €	12961-130-LR-B 426.93 €	12966-130-LR-B 350.10 €	12981-130-LR-B 524.17 €	12986-130-LR-B 442.73 €
	3,000	1.8 t	7	12932-130-LR-B 400.89 €	12937-130-LR-B 315.74 €	12942-130-LR-B 430.27 €	12947-130-LR-B 343.81 €	12952-130-LR-B 461.57 €	12957-130-LR-B 372.74 €	12962-130-LR-B 492.31 €	12967-130-LR-B 401.48 €	12982-130-LR-B 604.22 €	12987-130-LR-B 508.78 €
	Additional shelf with 4 shelf supports			17630-B 25.95 €	17630-B 25.95 €	17640-B 29.78 €	17640-B 29.78 €	17650-B 33.57 €	17650-B 33.57 €	17660-B 37.39 €	17660-B 37.39 €	17680-B 52.06 €	17680-B 52.06 €

All prices without fitting. The tables show ordering examples. Other dimensions and versions on request.

Shelving systems Plug-in system  
Shelving systems Bolted system  
Shelving systems Office  
Wide-span shelving  
Pallet racking  
Cantilever racking  
Shelving systems and mezzanine systems

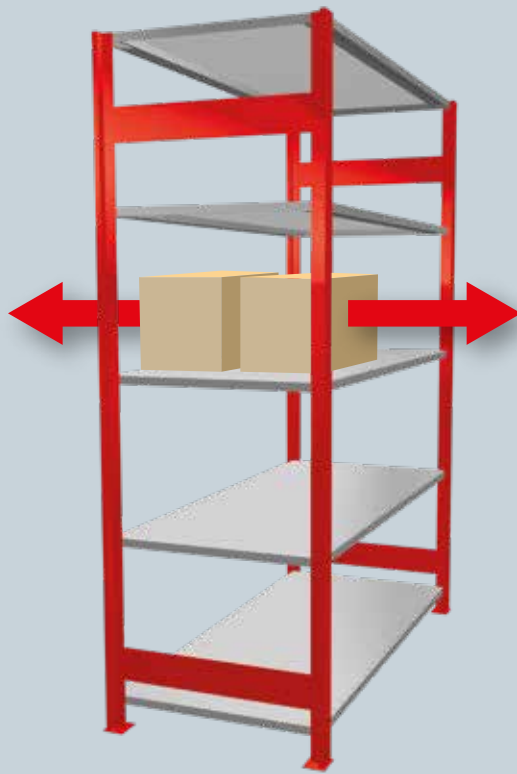


## Complete shelving units MULTIplus330

Shelf width 1,000 mm · shelf load 330 kg

	Depth mm			300		400		500		600		800	
	Height mm	Bay load tons	Shelves	Starter shelving	Extension shelving	Starter shelving	Extension shelving	Starter shelving	Extension shelving	Starter shelving	Extension shelving	Starter shelving	Extension shelving
Frames/shelves galvanised	2,000	1.6 t	5	13930-LR	13935-LR	13940-LR	13945-LR	13950-LR	13955-LR	13960-LR	13965-LR	13980-LR	13985-LR
				225.52 €	178.26 €	259.90 €	210.64 €	270.18 €	219.06 €	291.76 €	240.65 €	350.00 €	292.37 €
	2,500	2.3 t	6	13931-LR	13936-LR	13941-LR	13946-LR	13951-LR	13956-LR	13961-LR	13966-LR	13981-LR	13986-LR
				296.68 €	236.60 €	338.46 €	275.72 €	351.30 €	286.08 €	370.09 €	314.46 €	450.74 €	374.91 €
	3,000	2.3 t	7	13932-LR	13937-LR	13942-LR	13947-LR	13952-LR	13957-LR	13962-LR	13967-LR	13982-LR	13987-LR
334.56 €				266.22 €	381.09 €	310.76 €	393.99 €	321.81 €	427.93 €	353.88 €	500.53 €	421.82 €	
Additional shelf with 4 shelf supports			17430-B	17430-B	17440-B	17440-B	17450-B	17450-B	17460-B	17460-B	17480-B	17480-B	
			21.37 €	21.37 €	27.45 €	27.45 €	28.76 €	28.76 €	33.08 €	33.08 €	42.12 €	42.12 €	
Frames/shelves RAL 7035 light grey	2,000	1.6 t	5	33830-LR	33835-LR	33840-LR	33845-LR	33850-LR	33855-LR	33860-LR	33865-LR	33880-LR	33885-LR
				275.05 €	214.75 €	300.52 €	238.91 €	330.58 €	266.60 €	356.35 €	290.38 €	384.83 €	314.25 €
	2,500	2.3 t	6	33831-LR	33836-LR	33841-LR	33846-LR	33851-LR	33856-LR	33861-LR	33866-LR	33881-LR	33886-LR
				362.22 €	285.29 €	393.13 €	314.46 €	429.84 €	348.00 €	461.29 €	376.80 €	496.69 €	406.05 €
	3,000	2.3 t	7	33832-LR	33837-LR	33842-LR	33847-LR	33852-LR	33857-LR	33862-LR	33867-LR	33882-LR	33887-LR
403.80 €				318.65 €	438.41 €	351.95 €	478.60 €	389.76 €	513.08 €	422.26 €	549.26 €	453.83 €	
Additional shelf with 4 shelf supports			37430-B	37430-B	37440-B	37440-B	37450-B	37450-B	37460-B	37460-B	37480-B	37480-B	
			25.14 €	25.14 €	29.71 €	29.71 €	34.77 €	34.77 €	39.13 €	39.13 €	42.98 €	42.98 €	
Frame: RAL 5010 blue shelves: galvanised	2,000	1.6 t	5	13930-LR-B	13935-LR-B	13940-LR-B	13945-LR-B	13950-LR-B	13955-LR-B	13960-LR-B	13965-LR-B	13980-LR-B	13985-LR-B
				251.59 €	191.29 €	284.61 €	223.00 €	295.91 €	231.93 €	321.47 €	255.50 €	375.90 €	305.32 €
	2,500	2.3 t	6	13931-LR-B	13936-LR-B	13941-LR-B	13946-LR-B	13951-LR-B	13956-LR-B	13961-LR-B	13966-LR-B	13981-LR-B	13986-LR-B
				330.37 €	253.44 €	370.34 €	291.66 €	384.53 €	302.69 €	415.73 €	331.24 €	482.28 €	391.64 €
	3,000	2.3 t	7	13932-LR-B	13937-LR-B	13942-LR-B	13947-LR-B	13952-LR-B	13957-LR-B	13962-LR-B	13967-LR-B	13982-LR-B	13987-LR-B
368.18 €				283.03 €	413.36 €	326.90 €	427.28 €	338.45 €	461.47 €	370.65 €	533.99 €	438.55 €	
Additional shelf with 4 shelf supports			17430-B	17430-B	17440-B	17440-B	17450-B	17450-B	17460-B	17460-B	17480-B	17480-B	
			21.37 €	21.37 €	27.45 €	27.45 €	28.76 €	28.76 €	33.08 €	33.08 €	42.12 €	42.12 €	

### Why are shelves with face beams usable on both sides?




Racks that are braced with face beams, can be operated from both sides, the cross brace is not applicable here. This means that the stock goods are in particularly more accessible on deep shelves.

**INFO:** Shelves up to 2,000 mm height are assembled with 2 pairs face beams stiffened. Shelves up to 3,000 mm receive 3 pairs of face beams.







» **Logistics Centre**  
for eCommerce



Shelving systems  
Plug-in system

Shelving systems  
Bolted system

Shelving systems  
Office

Wide-span shelving

Pallet racking

Cantilever racking

Shelving systems and  
mezzanine systems

## » Double shelving

**double-sided use** · bracing with cross brace



**Height:**  
1,800 mm  
2,000 mm  
2,300 mm  
2,500 mm  
3,000 mm  
4,000 mm  
4,500 mm  
5,000 mm  
6,000 mm  
7,000 mm  
7,500 mm

**Depths:**

- 2 x 300 mm
- 2 x 400 mm
- 2 x 500 mm
- 2 x 600 mm
- 2 x 800 mm
- 2 x 1,000 mm

Starter shelving

Extension shelving

Extension shelving

Widths: 750 / 1,000 / 1,300 mm

### Planning

For complete shelving units, T-profiles and depth beams are supplied as standard in the version **MULTIplus** pluggable.

All complete shelving units include protective caps and clamping bases.

If you require pre-assembled frames, these are riveted at the factory up to 2,500 mm high and 600 mm deep at an extra charge (see page 83).

### Safety

**Shelving with a height/depth ratio greater than 5:1 must be secured against tipping in accordance with the DGUV (German statutory accident insurance association) regulation 108-007 (BGR 234).**

**Example:**

A shelf unit with a depth of 300 mm and a height of 2,000 mm must be secured by wall, foot or head bracing (see fixing accessories, pages 85 - 89).

The specified load capacities apply to evenly distributed loads per shelf.

### Assembly measurements

**Starter shelving:**

Nominal length + 60 mm

**Extension shelving:**

Nominal length + 6 mm

**Total frame depth:**

(nominal depth + 36 mm) x 2

**Buckling length:**

All order proposals are statically designed for a maximum buckling length of 600 mm. Larger buckling lengths are possible on request.



## Product features



- Structurally connected
- Heights available from 1,800 to 7,500 mm
- Back-to-back rows of shelving
- Large storage volume in a small area
- quick assembly by simply plugging in the shelves
- Possible to increase the bay load through additional side elements
- Height of the shelves can be adjusted in increments of 25 mm
- Bracing with cross brace

### Connecting the individual shelving

The cross braces are attached with a connection plate and the T-profiles are directly mounted to one another.

## MULTIplus150

Shelf width 1,000 mm · shelf load 150 kg												
Depth mm				2 x 300		2 x 400		2 x 500		2 x 600		
Height mm	Bay load tons	Shelves	Starter shelving		Extension shelving		Starter shelving		Extension shelving		Starter shelving	
			Start	Ext	Start	Ext	Start	Ext	Start	Ext		
Galvanised	2,000	2 x 1.4 t	2 x 5	13730	13735	13740	13745	13750	13755	13760	13765	
				356.80 €	254.57 €	389.75 €	284.86 €	419.40 €	312.03 €	450.46 €	340.61 €	
	2,500	2 x 1.2 t	2 x 6	13731	13736	13741	13746	13751	13756	13761	13766	
				438.55 €	310.68 €	479.68 €	347.83 €	516.75 €	381.17 €	555.51 €	416.21 €	
3,000	2 x 1.5 t	2 x 7	13732	13737	13742	13747	13752	13757	13762	13767		
			537.74 €	381.91 €	584.40 €	424.59 €	626.40 €	462.87 €	670.38 €	503.13 €		
Additional shelf* with 4 shelf supports			17230-B	17230-B	17240-B	17240-B	17250-B	17250-B	17260-B	17260-B		
			15.23 €	15.23 €	18.00 €	18.00 €	20.47 €	20.47 €	23.08 €	23.08 €		
RAL 7035 light grey	2,000	2 x 1.4 t	2 x 5	32730	32735	32740	32745	32750	32755	32760	32765	
				410.71 €	285.68 €	444.96 €	318.18 €	490.63 €	360.69 €	525.55 €	392.97 €	
	2,500	2 x 1.2 t	2 x 6	32731	32736	32741	32746	32751	32756	32761	32766	
				509.36 €	351.07 €	551.51 €	390.60 €	608.21 €	447.35 €	651.71 €	482.08 €	
3,000	2 x 1.5 t	2 x 7	32732	32737	32742	32747	32752	32757	32762	32767		
			616.64 €	425.58 €	664.94 €	471.25 €	729.51 €	531.08 €	778.93 €	576.53 €		
Additional shelf* with 4 shelf supports			37230-B	37230-B	37240-B	37240-B	37250-B	37250-B	37260-B	37260-B		
			16.07 €	16.07 €	19.14 €	19.14 €	23.08 €	23.08 €	26.04 €	26.04 €		
Frames: gentian blue Bases: galvanised	2,000	2 x 1.4 t	2 x 5	32730-B	32735-B	32740-B	32745-B	32750-B	32755-B	32760-B	32765-B	
				402.39 €	278.97 €	433.53 €	308.36 €	464.53 €	336.21 €	495.93 €	364.95 €	
	2,500	2 x 1.2 t	2 x 6	32731-B	32736-B	32741-B	32746-B	32751-B	32756-B	32761-B	32766-B	
				499.37 €	341.09 €	537.80 €	376.89 €	576.89 €	416.04 €	616.16 €	446.54 €	
3,000	2 x 1.5 t	2 x 7	32732-B	32737-B	32742-B	32747-B	32752-B	32757-B	32762-B	32767-B		
			604.99 €	413.93 €	648.94 €	455.25 €	692.98 €	494.55 €	737.47 €	535.06 €		
Additional shelf* with 4 shelf supports			17230-B	17230-B	17240-B	17240-B	17250-B	17250-B	17260-B	17260-B		
			15.23 €	15.23 €	18.00 €	18.00 €	20.47 €	20.47 €	23.08 €	23.08 €		

## MULTIplus250

Shelf width 1,000 mm · shelf load 250 kg												
Depth mm				2 x 300		2 x 400		2 x 500		2 x 600		
Height mm	Bay load tons	Shelves	Starter shelving		Extension shelving		Starter shelving		Extension shelving		Starter shelving	
			Start	Ext	Start	Ext	Start	Ext	Start	Ext		
Galvanised	2,000	2 x 1.4 t	2 x 5	14230-G	14235-A	14240-G	14245-A	14250-G	14255-A	14260-G	14265-A	
				396.01 €	293.78 €	433.19 €	328.31 €	478.36 €	370.99 €	513.93 €	404.08 €	
	2,500	2 x 1.9 t	2 x 6	14231-G	14236-A	14241-G	14246-A	14251-G	14256-A	14261-G	14266-A	
				504.79 €	367.32 €	551.00 €	409.55 €	606.68 €	461.52 €	650.86 €	501.97 €	
3,000	2 x 1.8 t	2 x 7	14232-G	14237-A	14242-G	14247-A	14252-G	14257-A	14262-G	14267-A		
			592.64 €	432.01 €	645.22 €	480.61 €	708.95 €	540.62 €	759.24 €	587.19 €		
Additional shelf* with 4 shelf supports			17330-B	17330-B	17340-B	17340-B	17350-B	17350-B	17360-B	17360-B		
			19.15 €	19.15 €	22.34 €	22.34 €	26.36 €	26.36 €	29.42 €	29.42 €		
RAL 7035 light grey	2,000	2 x 1.4 t	2 x 5	32130-G	32135-A	32140-G	32145-A	32150-G	32155-A	32160-G	32165-A	
				465.01 €	339.99 €	489.81 €	363.03 €	543.80 €	413.87 €	590.15 €	457.57 €	
	2,500	2 x 1.9 t	2 x 6	32131-G	32136-A	32141-G	32146-A	32151-G	32156-A	32161-G	32166-A	
				593.71 €	425.83 €	624.51 €	454.01 €	691.20 €	515.96 €	748.41 €	569.19 €	
3,000	2 x 1.8 t	2 x 7	32132-G	32137-A	32142-G	32147-A	32152-G	32157-A	32162-G	32167-A		
			692.67 €	498.41 €	727.73 €	530.86 €	803.96 €	602.34 €	869.38 €	663.78 €		
Additional shelf* with 4 shelf supports			37330-B	37330-B	37340-B	37340-B	37350-B	37350-B	37360-B	37360-B		
			21.50 €	21.50 €	23.63 €	23.63 €	28.39 €	28.39 €	32.50 €	32.50 €		
Frames: gentian blue Bases: galvanised	2,000	2 x 1.4 t	2 x 5	32130-G-B	32135-A-B	32140-G-B	32145-A-B	32150-G-B	32155-A-B	32160-G-B	32165-A-B	
				441.60 €	316.57 €	476.97 €	350.20 €	523.49 €	393.56 €	559.40 €	426.82 €	
	2,500	2 x 1.9 t	2 x 6	32131-G-B	32136-A-B	32141-G-B	32146-A-B	32151-G-B	32156-A-B	32161-G-B	32166-A-B	
				565.61 €	397.73 €	609.11 €	438.61 €	666.83 €	491.59 €	711.51 €	532.29 €	
3,000	2 x 1.8 t	2 x 7	32132-G-B	32137-A-B	32142-G-B	32147-A-B	32152-G-B	32157-A-B	32162-G-B	32167-A-B		
			659.89 €	464.03 €	709.76 €	511.28 €	775.52 €	572.30 €	826.33 €	619.12 €		
Additional shelf* with 4 shelf supports			17330-B	17330-B	17340-B	17340-B	17350-B	17350-B	17360-B	17360-B		
			19.15 €	19.15 €	22.34 €	22.34 €	26.36 €	26.36 €	29.42 €	29.42 €		

\* For a double shelving level, you required 2 additional shelves

All prices without fitting. The tables show ordering examples. Other dimensions and versions on request.



Shelving systems  
Plug-in system

Shelving systems  
Bolted system

Shelving systems  
Office

Wide-span shelving

Pallet racking

Cantilever racking

Shelving systems and  
mezzanine systems

## » Double shelving

**double-sided use** · bracing with face beam



**Height:**  
1,800 mm  
2,000 mm  
2,300 mm  
2,500 mm  
3,000 mm  
4,000 mm  
4,500 mm  
5,000 mm  
6,000 mm  
7,000 mm  
7,500 mm

**Depths:**

- 2 x 300 mm
- 2 x 400 mm
- 2 x 500 mm
- 2 x 600 mm
- 2 x 800 mm
- 2 x 1,000 mm

**Widths:** 750 / 1,000 / 1,300 mm

### Planning

For complete shelving units, T-profiles and depth beams are supplied as standard in the version **MULTIplus** pluggable.

All complete shelving units include protective caps and clamping bases.

If you require pre-assembled frames, these are riveted at the factory up to 2,500 mm high and 600 mm deep for an extra charge (see page 83).

### Safety

**Shelving with a height/depth ratio greater than 5:1 must be secured against tipping in accordance with the DGUV (German statutory accident insurance association) regulation 108-007 (BGR 234).**

**Example:**

A shelf unit with a depth of 300 mm and a height of 2,000 mm must be secured by wall, foot or head bracing (see fixing accessories, pages 85 - 89).

The specified load capacities apply to evenly distributed loads per shelf.

### Assembly measurements

**Starter shelving:**

Nominal length + 60 mm

**Extension shelving:**

Nominal length + 6 mm

**Total frame depth:**

(nominal depth + 36 mm) x 2

**Buckling length:**

The free buckling length must not exceed 600 mm. Larger buckling lengths are possible on request.



## Product features



- Structurally connected
- Heights available from 1,800 to 7,500 mm
- Loading and unloading of the stock items possible from both sides
- Ideal for storing long goods
- Large storage volume in a small area
- quick assembly by simply plugging in the shelves
- Possible to increase the bay load through additional side elements
- Height of the shelves can be adjusted in increments of 25 mm
- Bracing with face beams

### Uninterrupted utilisation of the storage levels

The construction with face beams enables loading of the goods on the entire storage level up to 2 x 1,000 mm depth.

## MULTIplus150

Shelf width 1,000 mm · shelf load 150 kg											
Depth mm				2 x 300		2 x 400		2 x 500		2 x 600	
Height mm	Bay load tons	Shelves	Starter shelving	Extension shelving	Starter shelving	Extension shelving	Starter shelving	Extension shelving	Starter shelving	Extension shelving	
Galvanised	2,000	2 x 1.3 t	2 x 5	17830	17835	17840	17845	17850	17855	17860	17865
				379.93 €	292.09 €	412.88 €	322.38 €	442.53 €	349.55 €	473.59 €	378.13 €
	2,500	2 x 1.4 t	2 x 6	17831	17836	17841	17846	17851	17856	17861	17866
				487.64 €	374.15 €	528.77 €	411.30 €	565.84 €	444.65 €	604.60 €	479.68 €
	3,000	2 x 1.5 t	2 x 7	17832	17837	17842	17847	17852	17857	17862	17867
567.64 €				429.38 €	614.30 €	472.07 €	656.31 €	510.35 €	700.29 €	550.60 €	
Additional shelf* with 4 shelf supports			17230-B	17230-B	17240-B	17240-B	17250-B	17250-B	17260-B	17260-B	
			15.23 €	15.23 €	18.00 €	18.00 €	20.47 €	20.47 €	23.08 €	23.08 €	
RAL 7035 light grey	2,000	2 x 1.3 t	2 x 5	33130	33135	33140	33145	33150	33155	33160	33165
				443.09 €	332.45 €	477.34 €	364.95 €	523.01 €	407.47 €	557.94 €	439.74 €
	2,500	2 x 1.4 t	2 x 6	33131	33136	33141	33146	33151	33156	33161	33166
				572.32 €	428.43 €	614.47 €	467.95 €	671.17 €	519.91 €	714.67 €	559.43 €
	3,000	2 x 1.5 t	2 x 7	33132	33137	33142	33147	33152	33157	33162	33167
660.42 €				488.54 €	708.72 €	534.21 €	773.29 €	594.05 €	822.72 €	639.49 €	
Additional shelf* with 4 shelf supports			37230-B	37230-B	37240-B	37240-B	37250-B	37250-B	37260-B	37260-B	
			16.07 €	16.07 €	19.14 €	19.14 €	23.08 €	23.08 €	26.04 €	26.04 €	
Frames: gentian blue Bases: galvanised	2,000	2 x 1.3 t	2 x 5	33130-B	33135-B	33140-B	33145-B	33150-B	33155-B	33160-B	33165-B
				425.52 €	314.88 €	456.66 €	344.27 €	487.67 €	372.12 €	519.06 €	400.86 €
	2,500	2 x 1.4 t	2 x 6	33131-B	33136-B	33141-B	33146-B	33151-B	33156-B	33161-B	33166-B
				548.46 €	404.56 €	586.88 €	440.36 €	625.98 €	474.72 €	665.25 €	510.01 €
	3,000	2 x 1.5 t	2 x 7	33132-B	33137-B	33142-B	33147-B	33152-B	33157-B	33162-B	33167-B
634.89 €				463.01 €	678.85 €	504.34 €	722.88 €	543.63 €	767.37 €	584.14 €	
Additional shelf* with 4 shelf supports			17230-B	17230-B	17240-B	17240-B	17250-B	17250-B	17260-B	17260-B	
			15.23 €	15.23 €	18.00 €	18.00 €	20.47 €	20.47 €	23.08 €	23.08 €	

## MULTIplus250

Shelf width 1,000 mm · shelf load 250 kg											
Depth mm				2 x 300		2 x 400		2 x 500		2 x 600	
Height mm	Bay load tons	Shelves	Starter shelving	Extension shelving	Starter shelving	Extension shelving	Starter shelving	Extension shelving	Starter shelving	Extension shelving	
Galvanised	2,000	2 x 1.4 t	2 x 5	17930	17935	17940	17945	17950	17955	17960	17965
				415.53 €	327.69 €	452.71 €	362.22 €	497.88 €	404.90 €	533.45 €	437.99 €
	2,500	2 x 1.8 t	2 x 6	17931	17936	17941	17946	17951	17956	17961	17966
				529.28 €	415.79 €	575.48 €	458.02 €	631.17 €	509.98 €	675.35 €	550.43 €
	3,000	2 x 1.8 t	2 x 7	17932	17937	17942	17947	17952	17957	17962	17967
617.12 €				478.86 €	669.71 €	527.47 €	733.43 €	587.47 €	783.73 €	634.05 €	
Additional shelf* with 4 shelf supports			17330-B	17330-B	17340-B	17340-B	17350-B	17350-B	17360-B	17360-B	
			19.15 €	19.15 €	22.34 €	22.34 €	26.36 €	26.36 €	29.42 €	29.42 €	
RAL 7035 light grey	2,000	2 x 1.4 t	2 x 5	33230	33235	33240	33245	33250	33255	33260	33265
				493.79 €	383.15 €	518.58 €	406.20 €	572.58 €	457.03 €	618.93 €	500.73 €
	2,500	2 x 1.8 t	2 x 6	33231	33236	33241	33246	33251	33256	33261	33266
				632.07 €	488.17 €	662.88 €	516.36 €	729.57 €	578.31 €	786.78 €	631.54 €
	3,000	2 x 1.8 t	2 x 7	33232	33237	33242	33247	33252	33257	33262	33267
731.03 €				559.15 €	766.10 €	591.59 €	842.32 €	663.08 €	907.74 €	724.52 €	
Additional shelf* with 4 shelf supports			37330-B	37330-B	37340-B	37340-B	37350-B	37350-B	37360-B	37360-B	
			21.50 €	21.50 €	23.63 €	23.63 €	28.39 €	28.39 €	32.50 €	32.50 €	
Frames: gentian blue Bases: galvanised	2,000	2 x 1.4 t	2 x 5	33230-B	33235-B	33240-B	33245-B	33250-B	33255-B	33260-B	33265-B
				461.12 €	359.73 €	496.50 €	384.11 €	543.01 €	427.47 €	578.93 €	460.73 €
	2,500	2 x 1.8 t	2 x 6	33231-B	33236-B	33241-B	33246-B	33251-B	33256-B	33261-B	33266-B
				590.10 €	446.20 €	633.60 €	487.07 €	691.31 €	540.05 €	736.00 €	580.76 €
	3,000	2 x 1.8 t	2 x 7	33232-B	33237-B	33242-B	33247-B	33252-B	33257-B	33262-B	33267-B
684.37 €				512.49 €	734.25 €	559.74 €	800.01 €	620.76 €	850.81 €	667.59 €	
Additional shelf* with 4 shelf supports			17330-B	17330-B	17340-B	17340-B	17350-B	17350-B	17360-B	17360-B	
			19.15 €	19.15 €	22.34 €	22.34 €	26.36 €	26.36 €	29.42 €	29.42 €	

\* For a double shelving level, you required 2 additional shelves

All prices without fitting. The tables show ordering examples. Other dimensions and versions on request.

Shelving systems  
Plug-in system

Shelving systems  
Bolted system

Shelving systems  
Office

Wide-span shelving

Pallet racking

Cantilever racking

Shelving systems and  
mezzanine systems

## » Corner shelving

for optimal utilisation of the entire storage area

Shelving systems  
Plug-in system

Shelving systems  
Bolted system

Shelving systems  
Office

Wide-span shelving

Pallet racking

Cantilever racking

Shelving systems and  
mezzanine systems



**Height:**  
2,000 mm  
2,500 mm  
3,000 mm

**Depths:**  
300 mm  
400 mm  
500 mm  
600 mm

**Width: 1,000 mm**

**Width: 1,000 mm**

### Planning

For corner shelving units, T-profiles and depth ledgers are supplied as standard in the version **MULTIplus** pluggable.

All complete shelving units include protective caps and clamping bases.

If you require pre-assembled frames, these are riveted at the factory up to 2,500 mm high and 600 mm deep for an extra charge (see page 83).

### Safety

**Shelving with a height/depth ratio greater than 5:1 must be secured against tipping in accordance with the DGUV (German statutory accident insurance association) regulation 108-007 (BGR 234).**

#### Example:

A shelf unit with a depth of 300 mm and a height of 2,000 mm must be secured by wall, foot or head bracing (see fixing accessories, pages 85 - 89).

The specified load capacities apply to evenly distributed loads per shelf.

### Assembly measurements

**Corner shelving bay A:**  
nominal length + 60 mm

**Corner shelving bay B:**  
nominal length + depth bay A + 48 mm

**Extension shelving bay C:**  
Nominal length + 6 mm

**Total frame depth:**  
Nominal depth + 36 mm





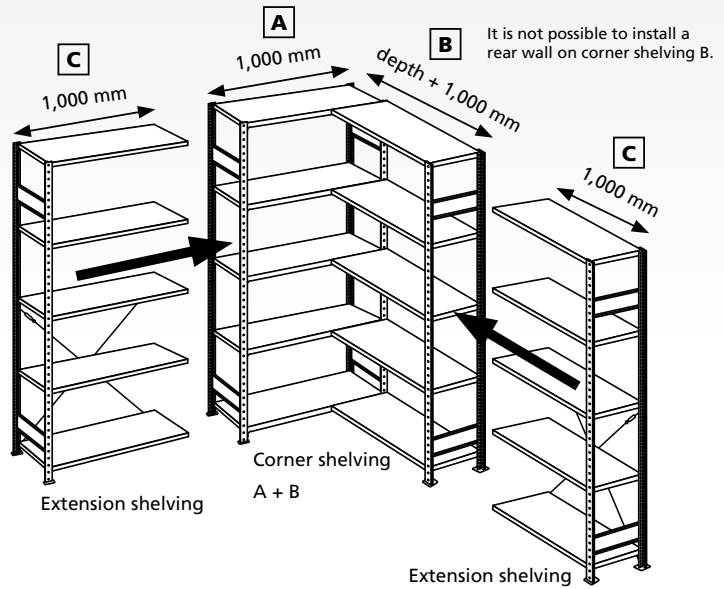
**Corner solutions with suspension bracket**

By mounting the shelves with suspension console, problem-free access is guaranteed up to the corner.

**Product features**



- Corner shelving with suspension brackets comprising A + B bays
- **All MULTIPLUS150** shelves of the corner shelving bay **A** are braced using face beams
- Stabilisation of the corner extension bay **C** with cross braces
- Optimal capacity utilisation of your storage spaces
- Faster assembly thanks to simple plug-in system of the levels
- Load capacity per shelf up to 150 kg
- The bay load for corner shelving is up to 1.2 tons
- The height of the levels can be adjusted in increments of 25 mm



**Corner shelving (bays A + B)**

		With face beam · width 1,000 mm									
		Depth mm		300		400		500		600	
Frames / shelves galvanised	Height mm	Bay load kg	Shelves	Corner shelf	Corner shelf	Corner shelf	Corner shelf	Corner shelf	Corner shelf	Corner shelf	Corner shelf
				2,000	900	2 x 5	12730-ECK 390.34 €	12740-ECK 421.97 €	12750-ECK 450.37 €	12760-ECK 480.19 €	12731-ECK 480.99 €
2,500	1,100	2 x 6	12732-ECK 570.34 €	12742-ECK 615.01 €	12752-ECK 655.15 €	12762-ECK 697.27 €	12733-ECK 570.34 €	12743-ECK 615.01 €	12753-ECK 655.15 €	12763-ECK 697.27 €	
3,000	1,200	2 x 7	12730-ECK 28.21 €	12740-ECK 30.97 €	12750-ECK 33.44 €	12760-ECK 36.05 €	12730-ECK 28.21 €	12740-ECK 30.97 €	12750-ECK 33.44 €	12760-ECK 36.05 €	
		Additional shelf A with face beams	17230-ECK 28.21 €	17240-ECK 30.97 €	17250-ECK 33.44 €	17260-ECK 36.05 €	17230-ECK 28.21 €	17240-ECK 30.97 €	17250-ECK 33.44 €	17260-ECK 36.05 €	
		Additional shelf B with 2 shelf supports + 2 suspension brackets	17230-B-ECK 23.98 €	17240-B-ECK 26.74 €	17250-B-ECK 29.21 €	17260-B-ECK 31.82 €	17230-B-ECK 23.98 €	17240-B-ECK 26.74 €	17250-B-ECK 29.21 €	17260-B-ECK 31.82 €	
Frames / shelves RAL 7035 light grey	2,000	900	2 x 5	32630-ECK 444.42 €	32640-ECK 477.79 €	32650-ECK 521.89 €	32660-ECK 555.48 €	32631-ECK 550.48 €	32641-ECK 591.31 €	32651-ECK 645.64 €	32661-ECK 687.15 €
	2,500	1,100	2 x 6	32632-ECK 648.62 €	32642-ECK 695.60 €	32652-ECK 757.81 €	32662-ECK 805.24 €	32633-ECK 648.62 €	32643-ECK 695.60 €	32653-ECK 757.81 €	32663-ECK 805.24 €
	3,000	1,200	2 x 7	32630-ECK 31.36 €	32640-ECK 34.43 €	32650-ECK 38.37 €	32660-ECK 41.33 €	32630-ECK 31.36 €	32640-ECK 34.43 €	32650-ECK 38.37 €	32660-ECK 41.33 €
			Additional shelf A with face beams	37230-ECK 31.36 €	37240-ECK 34.43 €	37250-ECK 38.37 €	37260-ECK 41.33 €	37230-ECK 31.36 €	37240-ECK 34.43 €	37250-ECK 38.37 €	37260-ECK 41.33 €
			Additional shelf B with 2 shelf supports + 2 suspension brackets	37230-B-ECK 24.81 €	37240-B-ECK 27.89 €	37250-B-ECK 31.82 €	37260-B-ECK 34.78 €	37230-B-ECK 24.81 €	37240-B-ECK 27.89 €	37250-B-ECK 31.82 €	37260-B-ECK 34.78 €

**Extension shelving (bay C)**

		With cross brace · width 1,000 mm										
		Depth mm		300		400		500		600		
Bay load kg	Shelves	Extension shelf	Extension shelf	Extension shelf	Extension shelf	Extension shelf	Extension shelf	Extension shelf	Extension shelf	Extension shelf	Extension shelf	
		900	5	12735-ECK 128.89 €	12745-ECK 144.04 €	12755-ECK 157.62 €	12765-ECK 171.91 €	12736-ECK 156.95 €	12746-ECK 175.52 €	12756-ECK 192.19 €	12766-ECK 209.71 €	12737-ECK 194.16 €
1,100	6	12737-ECK 156.95 €	12747-ECK 175.52 €	12757-ECK 192.19 €	12767-ECK 209.71 €	12738-ECK 156.95 €	12748-ECK 175.52 €	12758-ECK 192.19 €	12768-ECK 209.71 €	12739-ECK 194.16 €	12749-ECK 215.50 €	
1,200	7	12737-ECK 194.16 €	12747-ECK 215.50 €	12757-ECK 234.64 €	12767-ECK 254.76 €	12738-ECK 194.16 €	12748-ECK 215.50 €	12758-ECK 234.64 €	12768-ECK 254.76 €	12739-ECK 194.16 €	12749-ECK 215.50 €	
		Additional shelf C with 4 shelf supports	17230-B 15.23 €	17240-B 18.00 €	17250-B 20.47 €	17260-B 23.08 €	17230-B 15.23 €	17240-B 18.00 €	17250-B 20.47 €	17260-B 23.08 €	17230-B 15.23 €	17240-B 18.00 €
900	5	32635-ECK 144.45 €	32645-ECK 160.70 €	32655-ECK 181.95 €	32665-ECK 198.09 €	32636-ECK 177.14 €	32646-ECK 196.91 €	32656-ECK 222.89 €	32666-ECK 242.65 €	32637-ECK 216.79 €	32647-ECK 239.63 €	
1,100	6	32636-ECK 177.14 €	32646-ECK 196.91 €	32656-ECK 222.89 €	32666-ECK 242.65 €	32637-ECK 177.14 €	32647-ECK 196.91 €	32657-ECK 222.89 €	32667-ECK 242.65 €	32638-ECK 216.79 €	32648-ECK 239.63 €	
1,200	7	32637-ECK 216.79 €	32647-ECK 239.63 €	32657-ECK 269.55 €	32667-ECK 292.27 €	32638-ECK 216.79 €	32648-ECK 239.63 €	32658-ECK 269.55 €	32668-ECK 292.27 €	32639-ECK 216.79 €	32649-ECK 239.63 €	
		Additional shelf C with 4 shelf supports	37230-B 16.07 €	37240-B 19.14 €	37250-B 23.08 €	37260-B 26.04 €	37230-B 16.07 €	37240-B 19.14 €	37250-B 23.08 €	37260-B 26.04 €	37230-B 16.07 €	37240-B 19.14 €

All prices without fitting. The tables show ordering examples. Other dimensions and versions on request.

Shelving systems  
Plug-in system

Shelving systems  
Bolted system

Shelving systems  
Office

Wide-span shelving

Pallet racking

Cantilever racking

Shelving systems and  
mezzanine systems

# » The new EXPRESSline

In 48 hours from the warehouse on the way to you



## Shelving systems

our top sellers with express delivery

### Properties

- incl. 5 **MULTIplus150** shelves
- available in the depths 300, 400, 500 and 600 mm
- Height of the shelves can be adjusted in increments of 25 mm
- Single-sided use, bracing with cross brace
- Galvanised

### Benefits

- in 48 hours ready for delivery from the warehouse
- conveniently packed in cartons



### Shelf width 1,000 mm · shelf load 150 kg

		Depth mm		300		400		500		600	
	Height mm	Bay load tons	Shelves	Starter shelving	Extension shelving	Starter shelving	Extension shelving	Starter shelving	Extension shelving	Starter shelving	Extension shelving
Galvanised	2,000	1.3	5	12730-K	12735-K	12740-K	12745-K	12750-K	12755-K	12760-K	12765-K
				172.02 €	124.10 €	188.50 €	139.24 €	203.32 €	152.83 €	218.85 €	167.12 €
				Pack of 2 additional shelves with 8 shelf supports		17230-2-K	17230-2-K	17240-2-K	17240-2-K	17250-2-K	17250-2-K
				30.47 €	30.47 €	36.00 €	36.00 €	40.93 €	40.93 €	46.15 €	46.15 €

All prices without fitting. The tables show ordering examples. Other dimensions and versions on request.

# » MULTIplus-set

## Packaged ready for pickup

### Shelving systems

shrink-wrapped in foil

#### Properties

- Incl. 4 MULTIplus150 shelves
- With pre-assembled T-profile frames
- Available in depths 400, 500 and 600 mm
- Height of the shelves can be adjusted in increments of 25 mm
- Single-sided use, bracing with cross brace
- Galvanised

#### Benefits

- Ready to pick up, as held in stock in SCHULTE specialist trade
- Simple, tool-free assembly



#### Sales stands

**Ideal for points of sale**

Request our special catalogue on the subject of POS.



**Shelf load 150 kg · bay load 1.3 t**

		Depth mm				400		500		600	
Galvanised	Height mm	Width mm	Bay load tons	Shelves	Starter shelving	Extension shelving	Starter shelving	Extension shelving	Starter shelving	Extension shelving	
		2,000	1,000	1.3	4	12740-4 167.07 €	12745-4 123.49 €	12750-4 183.05 €	12755-4 132.21 €	12760-4 199.04 €	12765-4 142.38 €
	Pack of 2 additional shelves with 8 shelf supports				12759 38.85 €	12759 38.85 €	12758 43.78 €	12758 43.78 €	12758-60 49.30 €	12758-60 49.30 €	

All prices without fitting. The tables show ordering examples. Other dimensions and versions on request.



Shelving systems  
Plug-in system

# » SCHULTE GREEN

Innovation: The first climate-neutral shelf!

Shelving systems  
Bolted system

Shelving systems  
Office

Wide-span shelving

Pallet racking

Cantilever racking

Shelving systems and  
mezzanine systems



pre-production



own production



transportation

## SCHULTE Green shelving system packed in carton

### Properties

- Incl. 4 **MULTIplus150** shelves
- With pre-assembled T-profile frames
- Available in depths 400, 500 and 600 mm
- Height of the shelves can be adjusted in increments of 25 mm
- Single-sided use, bracing with cross brace
- Galvanised



**SUSTAINABLY  
PRODUCED IN GERMANY**



		Depth mm				400		500		600	
	Height mm	Width mm	Bay load tons	Shelves							
					Starter shelving	Extension shelving	Starter shelving	Extension shelving	Starter shelving	Extension shelving	
Galvanised	2,000	1,000	1.3	4	12740-4-CO2	12745-4-CO2	12750-4-CO2	12755-4-CO2	12760-4-CO2	12765-4-CO2	
					189.87 €	142.35 €	206.44 €	151.71 €	223.08 €	162.50 €	
	Pack of 2 additional shelves with 8 shelf supports		12759-CO2	12759-CO2	12758-CO2	12758-CO2	12758-60-CO2	12758-60-CO2	59.80 €	59.80 €	
					48.75 €	48.75 €	53.95 €	53.95 €	59.80 €	59.80 €	

All prices without fitting. The tables show ordering examples. Other dimensions and versions on request.





## » Faster isn't possible

AGRAVIS Technik is the leading service and technology specialist in the field of agricultural engineering in eastern and northern Germany. AGRAVIS Technik Sachsen-Anhalt/ Brandenburg GmbH covers the entire area of Saxony-Anhalt. Here, 190 qualified employees ensure that the customers' agricultural technology runs reliably. The central spare parts warehouse of AGRAVIS Technik-Gesellschaft, which operates nationwide, is located in Köthen.

Agricultural machines and vehicles work under the toughest conditions and AGRAVIS customers cannot afford to have a breakdown.

In order to prevent this from happening or to end it quickly in an emergency, AGRAVIS takes care of the fast and reliable supply of spare parts to its customers from its location in Köthen. These come from the region, but also to a large extent from the countries of Eastern Europe, to which AGRAVIS exports. In order to increase efficiency in the spare

parts business and to simplify and accelerate logistics processes, AGRAVIS invested in a new spare parts warehouse. SCHULTE Lagertechnik was commissioned with the planning and implementation. Customer consultant and planning specialist Frank Bier, in close coordination with the customer, attached particular importance to short distances and fast processes.



### Short distances and fast processes


Since the warehouse stocks from two halls were to be concentrated in one, it was decided to use a two-storey system. Thanks to the clever combination of different shelf types from the SCHULTE storage technology portfolio, all parts are now clearly arranged in a very small space for fast access. The spectrum ranges from MULTiplus shelving systems for small and medium-sized parts to pallet shelving for

long goods and large parts.

The highlight of the racking system is the combination with a conveyor technology. In the warehouse, the orders are assembled and then transported via conveyor systems to the shipping department in the adjacent hall. This saves walking distances and speeds up the overall process considerably. A further highlight, in addition to the colour design in company colours (RAL 6018), is the illumination by energy-saving, movement-controlled LED light strips.

What ultimately inspired the customer? The clever planning, the saving of space, the convincing aesthetics of the plant, the acceleration of the processes due to the clarity in combination with the conveyor technology, the integration of a lockable area for expensive GPS parts as well as the fast, smooth assembly by SCHULTE Lagertechnik involving all trades.





### At a glance



#### Requirements

- » Fast spare parts handover into dispatch
- » Storage of spare parts of different sizes and weights
- » Clarity through clear structure
- » Easy to find and Order picking

#### Scope of work

- » Consulting, planning, delivery and assembly

#### Object data

- » New construction of the spare and wear parts warehouse as a compact rack system
- » Use of 457 shelf frames, 5.000 MULTiplus shelves, 160 m<sup>2</sup> particle board (pallet racks), side panels in RAL 6018, 142 linear metres. LED light strips with sensor technology
- » Integration of conveyor technology

#### Special features

- » Consolidation of a two-hall warehouse into one hall
- » Coordination of all trades in planning and assembly

#### Benefits

- » Shorter distances and accelerated processes
- » Faster dispatch to the customer

Shelving systems  
Plug-in system

Shelving systems  
Bolted system

Shelving systems  
Office

Wide-span shelving

Pallet racking

Cantilever racking

Shelving systems and  
mezzanine systems

# » Special shelving

## for specific applications



**SHELVING MODULE 1**

- H 2,000 x W 1,000 x D 500 mm
- Bracing with cross brace
- max.bay load 1.3 tons
- T-profile frames RAL 7035 light grey shelves galvanised

Comprising:

- 4 **MULTIplus150** shelves
- 1 mount for threaded bars
- 1 sloping shelf with 12 dividers and tilt protection
- 1 locking bar for oil storage
- 1 containment tray

Starter shelving	12750-M1 ■	492,04 €
Extension shelving	12755-M1 ■	420,81 €

**SHELVING MODULE 2**

- H 2,000 x W 1,000 x D 500 mm
- Bracing with cross brace
- max.bay load 1.3 tons
- T-profile frames RAL 7035 light grey shelves galvanised

Comprising:

- 6 **MULTIplus150** shelves
- 3 bulk goods trays with total of 15 dividers

Starter shelving	12750-M2 ■	499,81 €
Extension shelving	12755-M2 ■	428,58 €

**SHELVING MODULE 3**

- H 2,000 x W 1,000 x D 500 mm
- Bracing with cross brace
- max.bay load 1.3 tons
- T-profile frames RAL 7035 light grey shelves galvanised

Comprising:

- 3 **MULTIplus150**shelves
- 2 perforated plate
- 1 set of 3 drawers

Starter shelving	12750-M3 ■	1.240,13 €
Extension shelving	12755-M3 ■	1.168,90 €

All prices without equipment. The tables show ordering examples. Other dimensions and versions on request.

■ 5 days from warehouse · ■ 2 weeks ready for dispatch





**SHELVING MODULE 4**

- H 2,000 x W 1,000 x D 500 mm
- Bracing with cross brace
- max.bay load 1.3 tons
- T-profile frames RAL 7035 light grey shelves galvanised

Comprising:

- 5 **MULTIplus150** shelves
- 10 plug-in dividers height 400 mm
- 1 pull-out shelf

Starter shelving	12750-M4	501,35 €
Extension shelving	12755-M4	430,12 €

**SHELVING MODULE 5**

- H 2,000 x W 1,000 x D 500 mm
- Bracing using face beams
- max.bay load 1.3 tons
- T-profile frames RAL 7035 light grey shelves galvanised

Comprising:

- 7 sloping **MULTI plus150shelves**
- 2 straight **MULTIplus150** shelves
- 49 divider guides

Starter shelving	12750-M5	595,50 €
Extension shelving	12755-M5	529,06 €

**SHELVING MODULE 6**

- H 2,000 x W 1,000 x D 500 mm
- Bracing with cross brace
- max.bay load 1.3 tons
- T-profile frames RAL 7035 light grey shelves galvanised

Comprising:

- 5 **MULTIplus150** shelves
- Side walls
- Rear wall
- 1 wing door incl. locking at 3 points

Starter shelving	12750-M6	911,44 €
Extension shelving	12755-M6	811,38 €





## Kanban shelving

With / without divider and side guides

### Double-sided use

#### Properties

- 8 **MULTIplus150** shelves, of which 7 are sloped with 14° inclination and 1 straight cover base
- Optionally with 5 divider guides, 2 side guides (for width of 1,000 mm) or 7 divider guides, 2 side guides (for width of 1,300 mm)
- Ideal for plastic picking containers, storage boxes, cardboard boxes
- The height of the levels can be adjusted in increments of 25 mm
- Bracing with face beams
- T-profile frames with 3 side elements and bases galvanised, face beam RAL 7035 light grey

#### Benefits

- ideal for "first-in-first-out" storage, as stored goods can slide on the smooth, galvanised shelves
- Optimal organisation of the stock items through horizontally adjustable divider guides (50 mm grid)
- Direct view and easy access through the slope of the shelves
- Faster assembly thanks to simple shelf plug-in system
- The front face beam is raised 15 mm and prevents the goods falling out



Divider guides



Side guides

### With divider and side guides

Shelf load 150 kg · bay load 1.3 t									
Depth mm		500		600		800			
Galvanised	Height mm	Width mm	Starter shelving	Extension shelving	Starter shelving	Extension shelving	Starter shelving	Extension shelving	
			2,000	1,000	13640 404.34 €	13641 365.02 €	13660 428.04 €	13661 387.29 €	13650 481.83 €
	Additional level		13640-Z 44.28 €	13640-Z 44.28 €	13660-Z 46.97 €	13660-Z 46.97 €	13650-Z 53.05 €	13650-Z 53.05 €	
	2,000	1,300	13640-130 508.45 €	13641-130 469.13 €	13660-130 535.31 €	13661-130 494.55 €	13650-130 652.26 €	13651-130 607.93 €	
Additional level		13640-Z-130 58.23 €	13640-Z-130 58.23 €	13660-Z-130 61.34 €	13660-Z-130 61.34 €	13650-Z-130 75.37 €	13650-Z-130 75.37 €		

Additional level, consisting of: 1 shelf, 2 face beams, 5 divider guides and 2 side guides

### Without divider and side guides

Shelf load 150 kg · bay load 1.3 t									
Depth mm		500		600		800			
Galvanised	Height mm	Width mm	Starter shelving	Extension shelving	Starter shelving	Extension shelving	Starter shelving	Extension shelving	
			2,000	1,000	13610 372.99 €	13611 321.88 €	13630 397.59 €	13631 344.61 €	13620 449.44 €
	Additional level		13610-Z 35.76 €	13610-Z 35.76 €	13630-Z 38.37 €	13630-Z 38.37 €	13620-Z 43.68 €	13620-Z 43.68 €	
	2,000	1,300	13610-130 459.37 €	13611-130 408.26 €	13630-130 486.68 €	13631-130 433.70 €	13620-130 615.71 €	13621-130 558.08 €	
Additional level		13610-Z-130 46.90 €	13610-Z-130 46.90 €	13630-Z-130 49.85 €	13630-Z-130 49.85 €	13620-Z-130 64.81 €	13620-Z-130 64.81 €		

Additional level, consisting of: 1 shelf, 2 face beams

#### Component parts

for depth mm	500	600	800
Divider guides	10367-25 3.50 €	10368-25 3.60 €	10369-25 3.95 €
Side guides	10381-25 2.16 €	10382-25 2.36 €	10383-25 2.76 €

The corresponding face beam can be found on page 83.

All prices without fittings. The tables show ordering examples. Other dimensions and versions on request.

## Double kanban shelving

With / without divider and side guides

**Double-sided use**

### Properties

- 16 **MULTIplus150** shelves, of which 14 are sloped with 14° inclination and 2 straight cover bases
- Optionally with 5 divider guides, 2 side guides (with a width of 1,000 mm) or 7 divider guides, 2 side guides (with a width of 1,300 mm)
- Ideal for plastic picking containers, storage boxes, cardboard boxes
- The height of the levels can be adjusted in increments of 25 mm
- Bracing with face beams
- T-profile frames with 3 side elements and bases galvanised, face beam RAL 7035 light grey

### Benefits

- ideal for "first-in-first-out" storage, as stored goods can slide on the smooth, galvanised shelves
- Optimal organisation of the stock items through horizontally adjustable divider guides (50 mm grid)
- Direct view and easy access through the slope of the shelves
- Faster assembly thanks to simple shelf plug-in system
- The front face beam is raised 15 mm and prevents the goods falling out



Divider guides



Side guides

## With divider and side guides

Shelf load 150 kg · bay load 1.3 t								
Depth mm		2 x 500		2 x 600		2 x 800		
Galvanised	Height mm	Width mm	Starter shelving	Extension shelving	Starter shelving	Extension shelving	Starter shelving	Extension shelving
	2,000	1,000		21750 1,054.43 €	21755 950.62 €	21760 1,116.07 €	21765 1,008.54 €	13652 1,255.91 €
	Additional level		21750-Z 115.13 €	21750-Z 115.13 €	21760-Z 122.12 €	21760-Z 122.12 €	13652-Z 137.92 €	13652-Z 137.92 €
2,000	1,300		21750-130 1,325.14 €	21755-130 1,221.32 €	21760-130 1,394.96 €	21765-130 1,287.42 €	13652-130 1,699.03 €	13653-130 1,582.19 €
	Additional level		21750-Z-130 151.40 €	21750-Z-130 151.40 €	21760-Z-130 159.47 €	21760-Z-130 159.47 €	13652-Z-130 195.97 €	13652-Z-130 195.97 €

Additional level, consisting of: 2 shelves, 4 face beams, 10 divider guides and 4 side guides

## Without divider and side guides

Shelf load 150 kg · bay load 1.3 t								
Depth mm		2 x 500		2 x 600		2 x 800		
Galvanised	Height mm	Width mm	Starter shelving	Extension shelving	Starter shelving	Extension shelving	Starter shelving	Extension shelving
	2,000	1,000		21751 749.14 €	21756 645.33 €	21761 798.34 €	21766 690.81 €	21781 902.04 €
	Additional level		21751-Z 71.51 €	21751-Z 71.51 €	21761-Z 76.73 €	21761-Z 76.73 €	21781-Z 87.37 €	21781-Z 87.37 €
2,000	1,300		21751-130 921.90 €	21756-130 818.09 €	21761-130 976.52 €	21766-130 868.98 €	21781-130 1,234.58 €	21786-130 1,117.74 €
	Additional level		21751-Z-130 93.80 €	21751-Z-130 93.80 €	21761-Z-130 99.69 €	21761-Z-130 99.69 €	21781-Z-130 129.62 €	21781-Z-130 129.62 €

Additional level, consisting of: 2 shelves, 4 face beams

Component parts			
for depth mm	500	600	800
Divider guides	10367-25	10368-25	10369-25
	3.50 €	3.60 €	3.95 €
Side guides	10381-25	10382-25	10383-25
	2.16 €	2.36 €	2.76 €

The corresponding face beam can be found on page 83.

All prices without fittings. The tables show ordering examples. Other dimensions and versions on request.



Image shows the 1,300 mm width version.  
Suggested placement: 9 Euro stacking boxes 600 x 400 x 320 mm as shown, see page 111



## Sloping shelving

For containers and boxes

**Double-sided use**

### Properties

- 3 sloping levels **Multiplus150** shelves
- The height of the levels can be adjusted in increments of 25 mm
- Bracing with face beams
- T-profile frames with 3 side elements galvanised, shelves galvanised, face beam RAL 7035 light grey

### Benefits

- Direct view and easy access through the slope of the shelving levels
- The front face beam is raised 15 mm and prevents the goods falling out

### Shelf load 150 kg / bay load 1.3 t

Height mm	Width mm	Depth mm	Starter shelving		Extension shelving	
			13697	221.05 €	13698	168.08 €
2,000	1,000	600	13697	221.05 €	13698	168.08 €
Additional level*	1,000	600	13699	38.37 €	13699	38.37 €
2,000	1,300	600	13680	255.50 €	13681	202.52 €
Additional level*	1,300	600	13684	49.85 €	13684	49.85 €

\* Additional level consists of: 1 shelf, 1 standard face beam, 1 special face beam see page 83 in accessories



Suggested placement: 30 Euro stacking boxes 400 x 330 x 210 mm as shown, see page 111



## Sloping shelves XL

For containers and boxes

**Double-sided use**

### Properties

- 5 sloping levels each with 2 **Multiplus150** shelves
- max. 150 kg shelf load per level
- Co-rotating and counter-rotating double shelving on request
- The height of the levels can be adjusted in increments of 25 mm
- Reinforcement by special face beams
- T-profile frame with 3 depth ledgers RAL 5010 gentian blue, face beams RAL 7035 light grey, shelves galvanised

### Benefits

- Ideal for "first-in-first-out" warehouses, as stock items can slide through on the smooth, galvanised shelves
- direct view and easy access due to the inclined position of the shelves
- The front face beam is raised 15 mm and prevents the goods falling out

### Shelf load 150 kg / bay load 900 kg

Height mm	Width mm	Depth mm	Starter shelving		Extension shelving	
			38860	656.50 €	38865	580.59 €
2,000	1,300	1,200	38860	656.50 €	38865	580.59 €
Additional level	1,300	1,200	38868	100.94 €	38868	100.94 €

All prices without fitting. The tables show ordering examples. Other dimensions and versions on request.



## Supply shelving

With roller tracks for containers and boxes

**Double-sided use**

### Properties

- 4 levels each comprising 1 front crossbar, 1 rear crossbar and 9 roller tracks
- Max. 180 kg shelf load per level
- Side elements mark the end of the levels
- The height of the levels can be adjusted in increments of 25 mm
- Bracing through front and rear crossbeams
- Guiderails optionally available as dividers
- T-profile frame with 4 depth ledgers RAL 5010 gentian blue, galvanised cheeks and roller bars

### Benefits

- Ideal for first-in-first-out storage, as stock items slide across the roller tracks
- direct view and easy access due to inclined position of the levels

### Shelf load 180 kg / bay load 1.2 t

Height mm	Width mm	Depth mm	Starter shelving	Extension shelving
2,000	1,300	1,300	38870	38871
			1.275.32 €	1.173.31 €
Additional level*	1,300	1,300	38872	38872
			267.83 €	267.83 €
Guiderails as divider			38873	17.43 €
Front crossbar 1,300 mm			33010	52.03 €
Rear crossbar 1,300 mm			33011	52.03 €
Roller tracks			33012	18.20 €

\*Additional level consists of: 1 front cheek, 1 rear cheek, 9 roller bars



Guiderails and roller bar

\* Max. load capacity per roller track 20 kg



## Combination shelving

Shelves and sloping shelves with dividers

**Double-sided use**

### Properties

- 6 **MULTIplus150** shelves, including 3 sloping levels each with 5 dividers incl. tilt protection and 3 straight levels
- The height of the levels can be adjusted in increments of 25 mm
- Bracing with face beams
- Rack galvanised, face beam RAL 7035 light grey

### Benefits

- Optimal distribution of the goods through horizontally adjustable dividers
- Stock items can slide through on the smooth, galvanised shelves
- Direct view and easy access through the slope of the shelves
- Front face beam and tilt protection to prevent the goods falling out

### Shelf load 150 kg / bay load 1.3 t

Height mm	Width mm	Depth mm	Starter shelving	Extension shelving
2,000	1,000	500	14280	14285
			322.74 €	277.04 €

All prices without fitting. The tables show ordering examples. Other dimensions and versions on request.



Shelving systems  
Plug-in system

Shelving systems  
Bolted system

Shelving systems  
Office

Wide-span shelving

Pallet racking

Cantilever racking

Shelving systems and  
mezzanine systems



## Long-goods shelving

For vertical storage of items up to approx. 2,200 mm

**Single-sided use**

### Properties

- 1 **Multiplus150** shelf
- 2 universal kits each with 4 partitioning pipes 400 mm
- The height of the levels can be adjusted in increments of 25 mm
- Bracing with face beams
- Galvanised

### Benefits

- Optimal for wood strips, pipes, panels etc.
- Soft foam covering to protect sensitive items, e. g. refined metals



### Shelf load 150 kg · bay load 1.3 t

Height mm	Width mm	Depth mm	Starter shelving	Extension shelving
2,000	1,000	500	22620 318.22 €	22625 272.52 €

### Partitioning pipe

- Coated for protective storage
- Incl. end cap

Length mm	300	400	500
	14045 5.19 €	14046 6.02 €	14047 6.84 €

## Drawer shelving

With set of 3 drawers

**Single-sided use**

### Properties

- 5 **MULTIplus150** shelves, 3 drawers each 100 mm and 1 ribbed rubber mat
- The height of the levels can be adjusted in increments of 25 mm
- Drawers and cover load capacity up to 70 kg each
- Up to 150 kg shelf load capacity per level
- Telescopic drawer slide with 100% extension of the drawers with inner dimensions of 856 x 425 mm
- Bracing with face beams
- Shelving unit galvanised, shelving drawers RAL 7035 light grey

### Benefits

- Optimal and closed storing of small parts
- Drawers can be combined with insert boxes and slotted tray sets (pages 106-107)
- Handle strip with inscription label and protective foil



### Shelf load 150 kg · bay load 1.3 t

Height mm	Width mm	Depth mm	Starter shelving	Extension shelving
2,000	1,000	500	14680 974.42 €	14685 923.92 €



All prices without fitting. The tables show ordering examples. Other dimensions and versions on request.

## Wire mesh basket shelving

For storage of small parts



Single-sided use

### Properties

- With 4 mesh wire baskets 2,000 mm height and 5 mesh wire baskets 2,300 mm height each with 2 partition grids and 2 **MULTIplus150** shelves
- 35 kg load capacity per wire mesh basket
- Mesh size 27 mm
- The height of the levels can be adjusted in increments of 25 mm
- Bracing with cross brace and face beam
- Shelving galvanised, wire baskets gloss galvanised

### Benefits

- Direct view and easy access
- Variable application options
- Flexible partitioning by means of partition grids

Shelf load 150 kg · bay load 1.1 t							
Height mm	Width mm	Depth mm	 Starter shelving	 Extension shelving			
2,000	1,000	500	13672	782.40 €	13673	731.91 €	
2,300	1,000	500	13674	946.76 €	13675	890.90 €	
Partitioning grid for wire mesh basket			13677	14.87 €	13677	14.87 €	
Additional basket incl. 4 universal supports			13676	123.90 €	13676	123.90 €	



Shelving systems  
Plug-in system

Shelving systems  
Bolted system

Shelving systems  
Office

Wide-span shelving

Pallet racking

Cantilever racking

Shelving systems and  
mezzanine systems

## Small parts shelving

With bulk goods trays and shelves

Single-sided use

### Properties

- 6 **MULTIplus150** shelves
- 3 levels of bulk goods trays, each with 3 dividers
- The height of the levels can be adjusted in increments of 25 mm
- Bracing with cross brace
- Galvanised

### Benefits

- For organised storage of bulk goods and small parts
- Fast loading and unloading
- Inserting of additional dividers for further division of the bulk material possible (page 99)

Shelf load 150 kg · bay load 1.4 t							
Height mm	Width mm	Depth mm	 Starter shelving	 Extension shelving			
2,000	1,000	400	14271	399.71 €	14276	350.45 €	
		500	14270	421.44 €	14275	370.95 €	







1,000 mm wide

400 mm wide



## Beverage crate shelving

For all conventional beverage crates

**Single-sided use**

### Properties

- extremely robust, can be loaded up to 60 kg per level
- The height of the levels can be adjusted in increments of 25 mm
- Bracing through crossbeams
- T-profile frame in black, beverage crate inserts in silver-plated

### Benefits

- Clearly displayed storage of different crates
- Beverage bottles can be taken out individually
- Faster assembly thanks to simple plug-in system of the levels

Shelf load 60 kg · bay load 300 kg									
Height mm	Width mm	Depth mm	Levels	Crates per level	Starter shelving	Extension shelving			
1,800	400	300	3	1	37000-S	134.41 €	37002-S	93.04 €	
Additional level with 2 crossbeams					37004	17.32 €	37004	17.32 €	
1,800	750	300	3	2	37001-S	148.72 €	37003-S	107.34 €	
Additional level with 2 crossbeams					37005	22.12 €	37005	22.12 €	
1,800	1,000	300	3	3	37006-S	158.13 €	37007-S	118.45 €	
Additional level with 2 crossbeams					37010	26.18 €	37010	26.18 €	
1,800	1,300	300	3	4	37008-S	171.43 €	37009-S	131.66 €	
Additional level with 2 crossbeams					37011	30.86 €	37011	30.86 €	

Due to the dynamic load, wall or foot anchoring is necessary for these shelves (see pages 85, 89).



## Wine racks

For storing bottles on their side

**Single-sided use**

### Properties

- Up to 96 bottles per rack and 1 level for cardboard boxes
- The height of the levels can be adjusted in increments of 25 mm
- Bracing through crossbeams
- T-profile frame in black, bottle inserts and shelf in silver-plating

### Benefits

- Fast loading and unloading
- Clearly displayed storage
- Faster assembly through simple inserting the bottle inserts

Bay load 300 kg									
Height mm	Width mm	Depth mm	Levels	Bottles per rack	Starter shelving	Extension shelving			
1,800	1,000	250	9	72	26860	351.99 €	26861	317.22 €	
2,300	1,000	250	12	96	26862	466.79 €	26863	417.80 €	
Additional level with bottle insert pair					26864	30.04 €	26864	30.04 €	
Additional shelf incl. shelf supports					37291-B	17.96 €	37291-B	17.96 €	

Due to the dynamic load, wall or foot anchoring is necessary for these shelves (see pages 85, 89).

All prices without fitting. The tables show ordering examples. Other dimensions and versions on request.

## Garment wardrobe shelving

For professional and protective work wear

**Double-sided use**

### Properties

- 3 **Multiplus150** shelves and 1 clothes rail
- The height of the levels can be adjusted in increments of 25 mm
- Bracing with face beams
- T-profile frames, face beam and bases galvanised clothes rail gloss galvanised

### Benefits

- Optimal for hanging and flat storage of professional and protective work wear
- Ideal for changing rooms, workshops etc.
- Flexibility through option of changing the height of the individual storage bays

### Shelf load 150 kg - bay load 500 kg

Height mm	Width mm	Depth mm		Starter shelving		Extension shelving
2,000	750	600		14150	198.70 €	14155
2,000	1,000	600		14151	224.76 €	14156
2,000	1,300	600		14152	252.04 €	14157

Load capacity of the clothes rail: 750 mm = 50 kg, 1,000 mm = 45 kg, 1,300 mm = 40 kg



Shelving systems  
Plug-in system

Shelving systems  
Bolted system

Shelving systems  
Office

Wide-span shelving

Pallet racking

Cantilever racking

Shelving systems and  
mezzanine systems

## Hinged door cabinets

from plug-in system elements

**Single-sided use**

### Properties

- 5 **MULTIplus150** shelves or for 1,000 mm depth 5 **MULTIplus250** shelves
- 1 hinged door incl. 3-point locking, keyed alike
- 1 rear wall and 2 side panels
- The height of the levels can be adjusted in increments of 25 mm
- available up to 1,000 mm depth
- Bracing with cross brace
- T-profile frames RAL 7035 light grey, shelves galvanised

### Benefits

- Goods can be safely locked
- Dust-free and concealed storage
- Storage of cartons and articles up to 1,000 mm depth
- Easy to integrate into rows of shelving

### Shelf load 150 kg/250 kg · bay load 1.4 t

Height mm	Width mm	Depth mm	Shelf load kg		Starter shelving		Extension shelving
2,000	1,000	500	150		12750-M6	911.44 €	12755-M6
2,000	1,000	600	150		12760-M6	935.66 €	12765-M6
2,000	1,000	800	150		12580-M6	987.87 €	12585-M6
2,000	1,000	1,000	250		12990-M6	1.155.01 €	12995-M6



All prices without fitting. The tables show ordering examples. Other dimensions and versions on request.

# » Small parts shelving sets

for optimal management of small parts

**SHELVING  
INCLUDING  
SHELVING  
CONTAINERS**



Our small parts shelving sets offer you completely fitted-out shelving for the greatest possible storage density. Equipped with a range of shelving containers, you can perfectly organise your small parts on 15 levels with the **MULTIplus150** shelves.



## Small parts shelving set 1

with 150 shelving containers

### Properties

- 15 **MULTIplus150** shelves with shelving containers and 1 **MULTIplus150** cover shelf
- Bracing with cross brace
- Shelving galvanised

### Benefits

- Optimal storage of small parts
- Greatest possible utilisation of the storage area

### Set 1 comprising:

Plug-in shelving system  
150 containers red (H x W x D): 83 x 93 x 300 / 400 / 500 / 600 mm



### Shelf load 150 kg · bay load 2.4 t

Galvanised	Height mm	Width mm	300		400		500		600	
			Starter shelving	Extension shelving	Starter shelving	Extension shelving	Starter shelving	Extension shelving	Starter shelving	Extension shelving
	2,000	1,000	12721	12722	12723	12724	12725	12726	12417	12418
			1,075.01 €	1,001.78	1,275.50 €	1,327.35 €	1,788.47 €	1,716.19 €	2,138.56 €	2,186.68 €

Accessories for shelving containers can be found on page 110.



## Small parts shelving set 2

with 110 shelving containers

### Properties

- 15 **MULTIplus150** shelves with shelving containers and 1 **MULTIplus150** cover shelf
- Bracing with cross brace
- Shelving galvanised

### Benefits


- Optimal storage of small parts
- Greatest possible utilisation of the storage area
- Use of colour to organise the items

### Set 2 comprising:

Plug-in shelving system

70 shelving containers red (H x W x D): 83 x 93 x 300 / 400 / 500 / 600 mm

40 shelving containers blue (H x W x D): 83 x 186 x 300 / 400 / 500 / 600 mm



### Shelf load 150 kg - bay load 2.4 t

Depth mm		300		400		500		600	
Height mm	Width mm	Starter shelving	Extension shelving	Starter shelving	Extension shelving	Starter shelving	Extension shelving	Starter shelving	Extension shelving
2,000	1,000	12727	12728	12790	12791	12792	12793	12802	12803
		969.40 €	908.11 €	1,114.90 €	1,148.84 €	1,559.30 €	1,494.16 €	1,888.81 €	1,919.03 €

## Small parts shelving set 3

with 75 shelving containers

### Properties

- 15 **MULTIplus150** shelves with shelving containers and 1 **MULTIplus150** cover shelf
- Bracing with cross brace
- Shelving galvanised

### Benefits

- Optimal storage of small parts
- Greatest possible utilisation of the storage area

### Set 3 comprising:

Plug-in shelving system

75 containers blue (H x W x D): 83 x 186 x 300 / 400 / 500 / 600 mm



### Shelf load 150 kg - bay load 2.4 t

Depth mm		300		400		500		600	
Height mm	Width mm	Starter shelving	Extension shelving	Starter shelving	Extension shelving	Starter shelving	Extension shelving	Starter shelving	Extension shelving
2,000	1,000	12794	12795	12796	12797	12798	12799	12800	12801
		876.99 €	817.16 €	900.33 €	918.60 €	1,358.78 €	1,299.89 €	1,670.29 €	1,684.84 €

Accessories for shelving containers can be found on page 110.



## » Quick and secure Spare parts logistics

Around 40,000 different spare parts items for agricultural machinery and equipment are kept in the new logistics centre of Landtechnik Vertrieb- & Dienstleistung Bernard Krone GmbH (LVD Krone). In the truest sense of the word "carried", the spare parts are carried by pallet and shelving systems of the company SCHULTE Lagertechnik, which meets the high requirements of the spare parts logistics of LVD Krone with a special racking concept.

The new LVD Krone Spare Parts Logistics Centre was built in just nine months. Up to 40,000 different spare parts now find their place on an area of approx. 3,900 m<sup>2</sup> and in the various shelving systems. In just under three weeks, the specialist fitters from SCHULTE Lagertechnik installed pallet shelving with 2,000 storage locations for narrow-aisle operation and shelving systems in which spare parts can be stored in 10,000 storage locations.

The extensive and diversified range of spare parts is assigned to the appropriate rack systems. This ensures that each storage space is used optimally and efficient order picking is also possible. In the pallet warehouse,

mainly larger parts are stored on pallets in the corresponding packaging.

In the shelving system, equipped with MULTIplus shelves, which offer 20 percent more storage capacity, smaller spare parts find their place in storage view boxes. For an optimal use of space, the individual shelving systems are currently arranged on two levels and are accessible via a storey system designed by SCHULTE Lagertechnik with a steel construction platform in front.

Located in a specially designed room that complies with the hazardous goods regulations, the oil storage area houses containers on pallets.

A well thought-out storage concept, developed in partnership between user and shelf manufacturer, ensures flexible reaction to customer requirements and a reliable spare parts supply 365 days a year and around the clock.





**At a glance**



**Requirements**

- » New logistics centre for safe and efficient spare parts storage

**Scope of work**

- » Consulting, planning, delivery and assembly

**Object data**

- » 40,000 different spare parts over 3,900 metres<sup>2</sup>
- » 2,000 storing positions on pallet racks
- » 10,000 storage locations from shelving systems with MULTIplus shelves
- » Storage areas with cantilever racking and steel platforms

**Special features**

- » Logistics centre consisting of four different storage systems

**Benefits**

- » Reliable spare parts supply with sophisticated storage systems
- » Optimal storage of spare parts of different sizes





Shelving systems Plug-in system

Shelving systems Bolted system

Shelving systems Office

Wide-span shelving

Pallet racking

Cantilever racking

Shelving systems and mezzanine systems

# » Automotive racking

for warehouses, workshops and garages

The storage of car parts requires both solutions for the storage of bulky goods and the possibility of storing sensitive goods (such as already painted body parts) without damage. Whether packaged goods, body parts, tyres or rims – with installation kits from SCHULTE Lagertechnik everything is in perfect hands.



**Heights:**  
2,000 mm  
to  
7,500 mm

**Depths:**  
400 mm

**Widths:**  
900 mm  
1,000 mm  
1,050 mm  
1,150 mm  
1,200 mm  
1,300 mm  
1,500 mm

### Planning

In wheel racks, two tyre crossbeams form one storage level each. These are to be hooked into the T-profiles like face beams. Tyre racks are suitable for the material-friendly storage of wheels and tyres.

The 25 mm grid allows flexible adaptation to all inch sizes.

### Safety

**Shelving with a height/depth ratio greater than 5:1 must be secured against tipping in accordance with the DGUV (German statutory accident insurance association) regulation 108-007 (BGR 234).**

**Recommendation:**

Due to the dynamic load, we recommend securing all tyre racks against tipping.

The specified loads apply to evenly distributed loads per storage level.

### Assembly measurements

**Starter shelving:**

Nominal length + 60 mm

**Extension shelving:**

Nominal length + 6 mm

**Total frame depth:**

Nominal depth + 36 mm



**Storage that is gentle on the tyres**

Due to specially shaped tyre crossbeams wheels, tyres and rims are optimally and carefully stored.



**Rounded wide span beams**

The storage of the large compartment wheel racks takes place on rounded beams with spans up to 2,500 mm.


**Product features**

- tyre-friendly storage through optimised tyre crossbars or storage on rounded wide-span beams
- Shelving for small, medium and large parts
- All automotive racks have grid perforations at increments of 25 mm
- Can be combined with the complete plug-in system
- Full range of accessories
- Special automotive racking sets
- Can be individually adjusted to the different sizes of the wheels, tyres and rims
- Faster assembly thanks to simple plug-in system of the levels

**Quick finder**

Garage shelving set	62
Wheel racks	63
Container shelf sets	64
Large compartment wheel racks	65
Tyre crossbeams, single	87
Universal profile sets	102
Hanging fixture sets	102
Drawer units	104 - 105
Aluminium ladders	112 - 113

**To download via our catalogue portal!**



**Request our automotive catalogue**



Our automotive catalogue contains a comprehensive range of branch-specific solutions for your (wheel) warehouse and your car workshop. Optimise your work processes with our racking systems and the comprehensive range of accessories for automotive parts storage.

All prices without fitting. The tables show ordering examples. Other dimensions and versions on request.

Shelving systems  
Plug-in system

Shelving systems  
Bolted system

Shelving systems  
Office

Wide-span shelving

Pallet racking

Cantilever racking

Shelving systems and  
mezzanine systems

# » Garage shelving set

## Packaged ready for pickup in cardboard box



Shelving system  
**5**  
years  
warranty

Availability  
**10**  
years  
warranty

**48**  
HOURS  
EX STOCK

gentle on your  
tyres crossbeams

## Garage shelving set ... for wheels and more

### Properties

- Double-sided use
- incl. 2 **MULTIplus150** shelves and 2 wheel levels with 150 kg shelf load each
- Depth 400 mm, shelf width 1,000 mm
- Delivery includes separate T-profiles
- Conveniently packaged in a cardboard box
- Bracing through tyre crossbeams
- Galvanised

### Benefits

- Space-saving storage of your summer or winter tyres as well as tools and small parts in the garage
- Ideal for transporting by car and for sending with a parcel service
- quick assembly by simply plugging the shelves and crossbeams

### Shelf load 150 kg · bay load 600 kg

Galvanised	Height mm	Width mm	Bay load kg	Wheels levels	Depth mm	
					400	400
					Starter shelving	Extension shelving
	2,000	1,000	600	2	20741-4	20746-4
					176.55 €	140.30 €
					17240-B	17240-B
					18.00 €	18.00 €
					Additional shelf with 4 shelf supports	
					18.00 €	18.00 €



## » Organisation in the garage





## Wheel racking

With crossbeams that are gentle on the tyres

### Double-sided use

### Properties

- insertion and removal of the wheels on both sides
- can be combined with the **MULTIplus** Plug-in system and the large compartment wheel rack
- Up to 150 kg load capacity per level
- The height of the levels can be adjusted in increments of 25 mm
- Bracing through tyre crossbeams
- Galvanised

### Benefits


- Storage that is gentle on the wheels through specially shaped crossbeams
- optimised height 2,750 mm for storage of SUV wheels
- Can be variably used for wheels with 550-750 mm Ø



Bay loads 150 kg																	
Bay width mm				900		1,000		1,050		1,150		1,200		1,300		1,500	
Galvanised	Height mm	Depth mm	Storage levels	Starter shelving	Extension shelving	Starter shelving	Extension shelving	Starter shelving	Extension shelving	Starter shelving	Extension shelving	Starter shelving	Extension shelving	Starter shelving	Extension shelving	Starter shelving	Extension shelving
				2,000	400	3	13820 ■	13821 ■	13900 ■	13901 ■	20770 ■	20771 ■	13890 ■	13891 ■	20778 ■	20779 ■	13906 ■
134.53 €	90.07 €	137.75 €	93.29 €	139.95 €			95.49 €	143.84 €	99.38 €	145.45 €	100.99 €	148.75 €	104.29 €	158.40 €	113.94 €		
2,750	4	20982 ■	20983 ■	20984 ■		20985 ■	20987 ■	20988 ■	20989 ■	20990 ■	20992 ■	20993 ■	20994 ■	20995 ■	20997 ■	20998 ■	
190.25 €		125.53 €	194.54 €	129.82 €		197.47 €	132.76 €	202.66 €	137.95 €	204.80 €	140.09 €	209.21 €	144.49 €	222.07 €	157.36 €		
3,500	5	20760 ■	20761 ■	20762 ■	20763 ■	20774 ■	20775 ■	20764 ■	20765 ■	20782 ■	20783 ■	20766 ■	20767 ■	20768 ■	20769 ■		
245.51 €		160.77 €	250.87 €	166.13 €	254.54 €	169.80 €	261.03 €	176.28 €	263.71 €	178.96 €	269.21 €	184.47 €	285.29 €	200.54 €			
4,500	6	20790 ■	20791 ■	20792 ■	20793 ■	20776 ■	20777 ■	20794 ■	20795 ■	20784 ■	20785 ■	20796 ■	20797 ■	20798 ■	20799 ■		
307.55 €		199.39 €	313.98 €	205.82 €	318.38 €	210.22 €	326.16 €	218.01 €	329.38 €	221.22 €	335.98 €	227.82 €	355.28 €	247.12 €			
Additional level				13810 ■	13810 ■	13918 ■	13918 ■	20786 ■	20786 ■	13896 ■	13896 ■	20787 ■	20787 ■	13919 ■	13919 ■	13920 ■	13920 ■
				15.21 €	15.21 €	16.28 €	16.28 €	17.01 €	17.01 €	18.31 €	18.31 €	18.84 €	18.84 €	19.94 €	19.94 €	23.16 €	23.16 €

Bay load equals the total of the shelf load.

### Example assembly, shelving width of 2,000 mm with various different shelf widths



Shelf width mm	900	1,000	1,050	1,150	1,200	1,300	1,500
Tyres per level	4 x to 195 mm	4 x to 205 mm	4 x to 225 mm	4 x to 245 mm	4 x to 255 mm	4 x to 285 mm	6 x to 225 mm
Up to inch size	18	18	18	18	18	18	18
Storage levels	3	3	3	3	3	3	3
Tyres per rack	12	12	12	12	12	12	18

The racking assemblies are only examples. For other tyre sizes, the number of tyres in the different rack widths can also increase.

Shelving systems Plug-in system

Shelving systems Bolted system

Shelving systems Office

Wide-span shelving

Pallet racking

Cantilever racking

Shelving systems and mezzanine systems

# » Container shelving sets

suitable for 20 and 40 foot containers



gentle on your tyres crossbeams

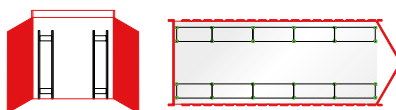
The racks are designed for non-portable systems. The container must not be transported with assembled tyre racking. Container and assembly not included in delivery.



## Container shelving set

For 20 foot containers

- 1 set comprises:
  - 8 bays each 1,150 mm wide, each with 3 levels for 4 wheels up to 245 mm
  - 2 bays each 1,000 mm wide, each with 3 levels for 4 wheels up to 205 mm
- Height of uprights 2,000 mm
- Capacity: 30 set / 120 wheels
- Load capacity per level 150 kg
- Optimal storage thanks to tyre crossbeams
- Galvanised

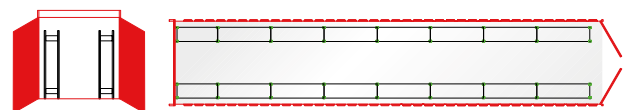


	Height mm	Width mm	Depth mm	Capacity Set	Rows of racking
Galvanised	2,000	5,684	400	30 sets 120 wheels	 20979 1,070.57 €

## Container shelving set

For 40 foot containers

- 1 set comprises:
  - 14 bays each 1,500 mm wide, each with 3 levels for 6 wheels up to 225 mm
  - 2 bays each 1,150 mm wide each with 3 levels for 4 wheels up to 245 mm
- Height of uprights 2,000 mm
- Capacity: 69 set / 276 wheels
- Load capacity per level 150 kg
- Optimal storage thanks to tyre crossbeams
- Galvanised



	Height mm	Width mm	Depth mm	Capacity Set	Rows of racking
Galvanised	2,000	11,752	400	69 sets 276 wheels	 20980 1,882.85 €

All prices without fitting. The tables show ordering examples. Other dimensions and versions on request.

# Large bay wheel racking with wide-span beams

**Double-sided use**

**Properties**

- Loading and unloading of the wheels possible from both sides
- Up to 400 kg load capacity per level
- A central side connector per level connects the levels together
- Can be combined with all plug-in shelving systems
- The height of the levels can be adjusted in increments of 25 mm
- Bracing through wide-span side rails
- Galvanised

**Benefits**

- Storing of min. 2 sets per level possible
- optimised height 2,750 mm for storage of SUV wheels
- Can be variably used for wheels with 550-750 mm Ø



Spacer			
Length	175-325 mm	265-465 mm	
Galvanised	13920-F 8.64 €	13921-F 9.87 €	

see page 88

Wall attachment	
Length	175-325 mm
Galvanised	13920-E 11.83 €

see page 89

Delivery does not include wall anchors

Bay loads 400 kg												
Bay width mm				1,500		2,000		2,250		2,500		
Height mm	Depth mm	Storage levels	Bay load tons	Starter shelving	Extension shelving	Starter shelving	Extension shelving	Starter shelving	Extension shelving	Starter shelving	Extension shelving	
				Galvanised	400	3	1.2	20930	20935	20950	20955	20960
260,67 €	216,22 €	282,26 €	237,80 €					316,78 €	272,33 €	330,41 €	285,95 €	
4	1.6	20931	20936			20941	20946	20991	20996	20981	20986	
		358,44 €	293,72 €			387,21 €	322,50 €	433,25 €	368,54 €	451,42 €	386,70 €	
5	2.0	20932	20937			20952	20957	20962	20967	20972	20977	
		455,75 €	371,00 €			491,71 €	406,97 €	549,26 €	464,52 €	571,97 €	487,23 €	
6	2.4	20933	20938		20953	20958	20963	20968	20973	20978		
		559,83 €	451,67 €		602,99 €	494,83 €	672,05 €	563,89 €	699,30 €	591,14 €		
Additional level					20934	20934	20954	20954	20964	20964	20974	20974
					57,25 €	57,25 €	64,45 €	64,45 €	75,96 €	75,96 €	80,50 €	80,50 €

Bay load equals the total of the shelf load.

**Example assembly, shelving width of 2,000 mm with various different shelf widths**



Shelf width mm	1,500	2,000	2,225	2,500
Tyres per level	6 x to 225 mm	8 x to 225 mm	8 x to 245 mm	10 x to 225 mm / 8 x to 285 mm
Up to inch size	18	18	18	18
Storage levels	3	3	3	3
Tyres per rack	18	24	24	30 / 24

The racking assemblies are only examples. For other tyre sizes, the number of tyres in the different rack widths can also increase.

Shelving systems Plug-in system  
Shelving systems Bolted system  
Shelving systems Office  
Wide-span shelving  
Pallet racking  
Cantilever racking  
Shelving systems and mezzanine systems





## » Wellness holidays for wheels with gentle tyre crossbeams

The owner-managed automobile trading company Stegelmann, incidentally the sixth oldest Volkswagen dealer in the world, has succeeded in accommodating 5,000 wheel sets in a space 5.5 metres high, 50 metres long and 18.8 metres wide.

This system allows the company to optimally map its seasonal business and all its processes from a practical and economic point of view over a six-month time-frame. The system is two-storey and makes full use of the room's height. Both levels are 2.70 metres high and all tyres are within easy reach.

Three four-row shelves form the core of the system. The hall width is optimally utilised with two double-row and one single-row rack row, each towards the hall wall. In the four-row racks, the sets are stored in pairs one behind the other, in the two-row racks in

sets next to each other. This means that there is 80 cm of space in the aisles when the shelves are full. This is sufficient to transport the wheels with trolleys. Crossways ensure short distances, stairs and a floor lift transport several wheel sets to the upper floor level.

The warehouse consists of a plug-in system that can be used very flexibly especially for wheel storage. Four different shelf widths cover all tyre sizes and offer high variability. The height can also be changed in a 25 mm grid during operation. The shelf levels carry a load of 150 kg and can therefore also store tyres with rims. A special advantage of the system: The crossbeams, on which the weight is pressed for six months, are adapted in their shape to the stored goods and thus protect the wheels.





**At a glance**



**Requirements**

- » Installation of a newly built warehouse with a two-storey tyre rack system

**Realisation**

- » Consulting, planning and assembly

**Object data**

- » approx. 400 wheel racks for the careful storage of approx. 5,000 sets of wheels in various dimensions
- » Shelving from 1,050 to 1,200 mm wide and 5,200 mm high with 150 kg tyre crossbeams
- » Integrated shelf lift for safe transport of the wheels to the upper level

**Special features**

- » Careful storage due to special tyre crossbeams

**Benefits**

- » Efficient handling of the high expenditure during the seasonal peak periods



## » Environmental shelving for certified safety

The safe storage of substances hazardous to water is a particular challenge. Oils, paints and thinners can be stored in small containers in a professional and environmentally friendly way thanks to the environmental shelving from SCHULTE.



### Planning

For complete shelving units, T-profiles and depth ledgers are supplied as standard in **MULTIplus** pluggable.

If you require pre-assembled frames, these are riveted at the factory up to 2,500 mm high and 600 mm deep for an extra charge (see page 83).

### Safety

**Shelving with a height/depth ratio greater than 5:1 must be secured against tipping in accordance with the DGUV (German statutory accident insurance association) regulation 108-007 (BGR 234).**

#### Example:

A shelf unit with a depth of 300 mm and a height of 2,000 mm must be secured by wall, foot or head bracing (see fixing accessories, pages 85 - 89).

The specified load capacities apply to evenly distributed loads per shelf.

### Assembly measurements

#### Starter shelving:

Nominal length + 60 mm

#### Extension shelving:

Nominal length + 6 mm

#### Total frame depth:

Nominal depth + 36 mm

#### containment tray:

Starter shelving: 1,096 x 570 mm

Extension shelving: 1,005 x 570 mm

Shelving systems Plug-in system  
Shelving systems Bolted system  
Shelving systems Office  
Wide-span shelving  
Pallet racking  
Cantilever racking  
Shelving systems and mezzanine systems





**Tray base**

Any potential leaking liquids are safely collected.



**Spill containment**

The spill containment tray prevents seepage of liquids into the ground.



**Wire mesh base**

Direct run-off of leaking liquids through wire mesh base into the fully weld-sealed containment tray.

**Product features**

- Proper storage of water-polluting substances
- Small container shelving, available in different versions
- Containment trays with declaration of conformity (ÜHP) according to StawaR
- in case of leaking liquids, the containment trays prevent seepage into the soil or ground water

Shelving systems  
Plug-in system

Shelving systems  
Bolted system

Shelving systems  
Office

Wide-span shelving

Pallet racking

Cantilever racking

Shelving systems and  
mezzanine systems

**Water Resources Act - WHG**

**Storing water-polluting substances in containment trays**



The purpose of this law is to ensure the sustainable water management the water bodies as part of the balance of nature, as the basis of human life, as habitat for animals and plants and as a usable resource to protect.



Shelving systems  
Plug-in system

Shelving systems  
Bolted system

Shelving systems  
Office

Wide-span shelving

Pallet racking

Cantilever racking

Shelving systems and  
mezzanine systems



## Small container shelving

With shelves and containment trays

**Double-sided use**

### Properties

- 5 **MULTIplus150** shelves and 1 containment tray
- Containment tray volume (height: 83 mm):  
Starter shelving = 37 litres / Extension shelving = 34 litres
- Incl. declaration of compliance in accordance with German regulations on steel containment trays
- Height of the shelves can be adjusted in increments of 25 mm
- Bracing with face beams
- Galvanised

### Benefits

- tightly welded containment tray made of 3 mm galvanised sheet steel prevents liquids from seeping into the floor
- Shorter warehouse walking times thanks to two-side access

### Shelf load 150 kg / bay load 1.3 t

Height mm	Width mm	Depth mm	Starter shelving		Extension shelving		
2,000	1,000	500	14944	427.86 €	14945	369.61 €	
Additional shelf with 4 shelf supports		1,000	500	17250-B	20.47 €	17250-B	20.47 €
Containment tray starter shelving		1,096	570	14944-G	208.18 €		
Containment tray extension bay		1,005	570			14944-A	195.62 €

## Small container shelving

With grating shelf and containment tray

**Double-sided use**

### Properties

- 4 grating shelves, each 150 kg shelf load, 1 **MULTIplus150** cover shelf and 1 containment tray
- Containment tray volume (height: 83 mm):  
Starter shelving = 37 litres / Extension shelving = 34 litres
- Incl. declaration of compliance in accordance with German regulations on steel containment trays
- Mesh 30 x 30 mm, bearing bar 25 x 2 mm
- Height of the grating shelf can be adjusted in increments of 25 mm
- Bracing with face beams
- Galvanised

### Benefits

- direct drainage of escaping liquids through grating shelves into a tightly welded containment tray made of 3 mm galvanised sheet steel
- Shorter warehouse walking times thanks to two-side access

### Shelf load 150 kg / bay load 1.3 t

Height mm	Width mm	Depth mm	Starter shelving		Extension shelving		
2,000	1,000	500	14946	724.12 €	14947	665.87 €	
Additional wire mesh shelf with 4 universal supports		1,000	500	14948	97.04 €	14948	97.04 €
Containment tray starter shelving		1,096	570	14944-G	208.18 €		
Containment tray extension bay		1,005	570			14944-A	195.62 €



All prices do not include fittings. The tables show ordering examples. Other dimensions and versions on request.

## Environmental spill containment shelving

Safety at all levels

**Double-sided use**

### Properties

- 4 environmental container trays and 1 **MULTIplus150** Cover shelf
- Up to 150kg load capacity of the tray with 60 mm edge height
- Incl. declaration of compliance in accordance with German regulations on steel containment trays
- Volume of the environmental container trays:  
depth 500 mm = 18 litres / depth 600 mm = 22 litres
- Height of the containment tray can be adjusted in increments of 25 mm
- Bracing with face beams
- Galvanised

### Benefits

- Environmental container trays made of 3 mm galvanised sheet steel safely catch any leaking liquids
- Shorter warehouse walking times thanks to two-side access

#### Shelf load 150 kg / bay load 1.3 t

Height mm	Width mm	Depth mm	Starter shelving		Extension shelving			
2,000	1,000	500	14870	921.21 €	14871	875.51 €		
Additional container tray with 4 universal supports			1,000	500	14872	198.36 €	14872	198.36 €
2,000	1,000	600	14875	989.16 €	14876	942.21 €		
Additional container tray with 4 universal supports			1,000	600	14877	214.07 €	14877	214.07 €



Shelving systems  
Plug-in system

Shelving systems  
Bolted system

Shelving systems  
Office

Wide-span shelving

Pallet racking

Cantilever racking

Shelving systems and  
mezzanine systems

## Spill containment shelving

Safety at all levels

**Double-sided use**

### Properties

- 4 containment trays and 1 **MULTIplus150** cover shelf
- Up to 150kg load capacity of the tray with 60 mm edge height
- Volume of the containment trays:  
depth 500 mm = 18 litres / depth 600 mm = 22 litres
- Height of the containment tray can be adjusted in increments of 25 mm
- Bracing with face beams
- Galvanised

### Benefits

- Container trays made of 1.5 mm galvanised sheet steel safely catch any leaking liquids
- Shorter warehouse walking times thanks to two-side access

#### Shelf load 150 kg / bay load 1.3 t

Height mm	Width mm	Depth mm	Starter shelving		Extension shelving			
2,000	1,000	500	14940	585.23 €	14941	539.53 €		
Additional container tray with 4 universal supports			1,000	500	14994	114.36 €	14994	114.36 €
2,000	1,000	600	14942	618.25 €	14943	571.31 €		
Additional container tray with 4 universal supports			1,000	600	14992	121.35 €	14992	121.35 €





# » Food shelving

made of stainless steel or anodised aluminium

Plug-in system  
Bolted system  
Office shelving  
Wide-span shelving  
Pallet racking  
Cantilever racking  
Shelving and mezzanine systems




**Stainless-steel shelving**



Stainless-steel shelving bases

**Aluminium shelving**



Shelving bases anodise aluminium

**Depths:**  
400 mm  
500 mm  
600 mm

**Widths:** 800 / 1,000 / 1,200 mm

**Height:**  
1,800 mm  
1,950 mm

## Properties

- Suitable for catering and food processing businesses
- Shelves up to 150 kg load capacity

## Benefits

- Stainless steel: food safe, also suitable for the storage of unpackaged food
- Stable thanks to height-adjustable bases and cross braces

- Hygienic and easy to clean
- Quick to install by simply plugging in the bases
- Flexible use through option of corner installation

## Planning

The complete racks are supplied with pre-assembled frames.

The specified load capacities apply to evenly distributed loads per shelf.

The shelves have an edge height of 40 mm.

### Hint:

Not compatible with the SCHULTE plug-in system.

## Safety

**Shelving with a height/depth ratio greater than 5:1 must be secured against tipping in accordance with the DGUV (German statutory accident insurance association) regulation 108-007 (BGR 234).**

### Example:

A shelf with a depth of 300 mm and a height of 2,000 mm must be secured by wall anchoring.

## Assembled dimensions

**Starter shelving:** Nominal length + 50 mm

**Extension shelving:** Nominal length + 25 mm

### Total frame depth:

Nominal depth = frame depth  
Base dimension = nominal depth - 59 mm

### Bay load:

Aluminium shelves up to 800 kg  
Stainless steel shelves up to 1,200 kg

Shelves can be hung at increments of 150 mm

**Shelf width 800 mm · shelf load 150 kg**


		Depth mm		400				500				600			
Material	Height mm	Shelves	Bay load kg	Starter shelving		Extension shelving		Starter shelving		Extension shelving		Starter shelving		Extension shelving	
				Aluminium anodised	1,800	4	800	18950	638.90 €	18951	480.23 €	18954	709.45 €	18955	541.10 €
	1,950	18952	657.63 €	18953	489.60 €			18956	729.99 €	18957	551.36 €	18960	805.03 €	18961	615.88 €
	Additional shelf		18697	80.37 €	18697			80.37 €	18677	93.16 €	18677	93.16 €	18670	106.66 €	18670
Stainless steel	1,800	4	1,200	18986	1,076.23 €	18987	760.65 €	18990	1,165.14 €	18991	842.97 €	18994	1,253.89 €	18995	925.12 €
	1,950			18988	1,106.10 €	18989	775.59 €	18992	1,195.02 €	18993	857.91 €	18996	1,283.77 €	18997	940.06 €
	Additional shelf			18616	111.26 €	18616	111.26 €	18598	130.19 €	18598	130.19 €	18592	149.08 €	18592	149.08 €

**Shelf width 1,000 mm · shelf load 150 kg**

		Depth mm		400				500				600			
Material	Height mm	Shelves	Bay load kg	Starter shelving		Extension shelving		Starter shelving		Extension shelving		Starter shelving		Extension shelving	
				Aluminium anodised	1,800	4	800	18962	703.01 €	18963	542.62 €	18966	786.09 €	18967	616.01 €
	1,950	18964	721.74 €	18965	551.99 €			18968	806.62 €	18969	626.28 €	18972	895.65 €	18973	704.78 €
	Additional shelf		18724	95.56 €	18724			95.56 €	18730	111.49 €	18730	111.49 €	18736	128.48 €	18736
Stainless steel	1,800	4	1,200	18998	1,170.53 €	18999	852.68 €	19002	1,277.39 €	19003	952.93 €	19006	1,384.93 €	19007	1,053.87 €
	1,950			19000	1,200.41 €	19001	867.61 €	19004	1,307.27 €	19005	967.87 €	19008	1,414.80 €	19009	1,068.81 €
	Additional shelf			18824	133.69 €	18824	133.69 €	18830	157.10 €	18830	157.10 €	18836	180.69 €	18836	180.69 €

**Shelf width 1,200 mm · shelf load 125 kg**

		Depth mm		400				500				600			
Material	Height mm	Shelves	Bay load kg	Starter shelving		Extension shelving		Starter shelving		Extension shelving		Starter shelving		Extension shelving	
				Aluminium anodised	1,800	4	800	18974	768.85 €	18975	606.88 €	18978	869.93 €	18979	698.27 €
	1,950	18976	787.58 €	18977	616.25 €			18980	890.46 €	18981	708.54 €	18984	990.10 €	18985	797.65 €
	Additional shelf		18725	111.23 €	18725			111.23 €	18731	131.66 €	18731	131.66 €	18737	151.30 €	18737
Stainless steel	1,800	4	1,200	19010	1,264.88 €	19011	944.51 €	19014	1,388.95 €	19015	1,061.98 €	19018	1,514.26 €	19019	1,180.69 €
	1,950			19012	1,294.75 €	19013	959.45 €	19016	1,418.82 €	19017	1,076.92 €	19020	1,544.13 €	19021	1,195.62 €
	Additional shelf			18825	156.02 €	18825	156.02 €	18831	183.73 €	18831	183.73 €	18837	211.76 €	18837	211.76 €



### Suspension rail

- For S hooks

Material	Load capacity kg	
	Width mm	Price
Aluminium	800	18623 128.30 €
	1,000	18783 146.09 €
	1,200	18784 163.31 €




### S hooks

122 mm high

Stainless steel	18886	14.49 €
-----------------	-------	---------

### Corner connecting clamp\*

- For simple corner installation
- Can be used for both stainless-steel and aluminium shelving
- Stability thanks to insertion from the side
- 2 pieces are required per shelf



Aluminium	18887	10.38 €
-----------	-------	---------

\* When using corner connecting clamps, the shelf load of each shelf decreases by 30%.

Shelving systems  
Plug-in system

Shelving systems  
Bolted system

Shelving systems  
Office

Wide-span shelving

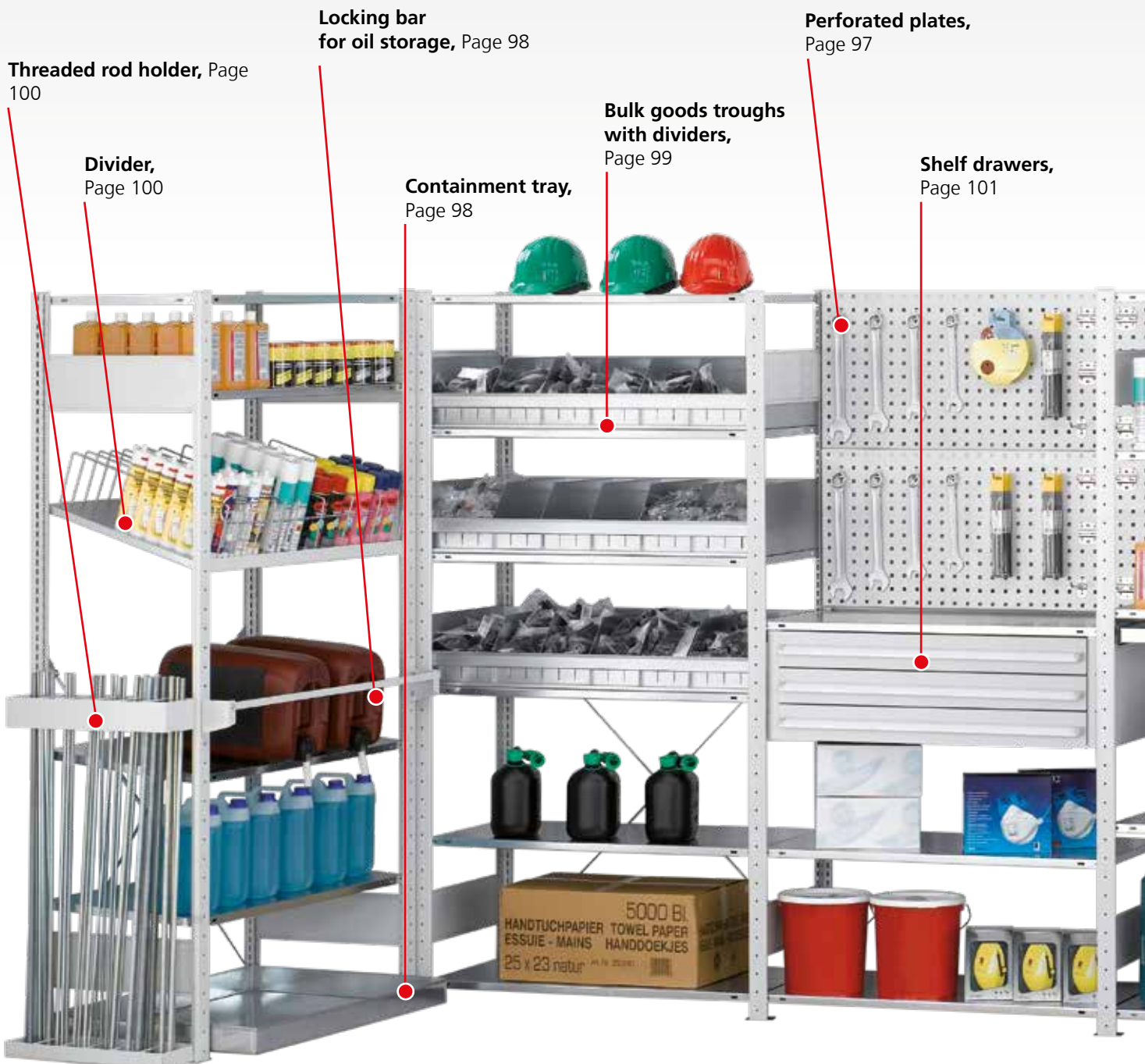
Pallet racking

Cantilever racking

Shelving systems and  
mezzanine systems

# » The accessories from SCHULTE Lagertechnik for optimised management of your stored goods

With versatile system modules and accessories specially tailored to the target groups, SCHULTE Lagertechnik enables you to organise your storage space more efficiently and thus optimise small parts management. Small parts are in your direct field of vision and quickly at your fingertips. This saves space and valuable time. This instantly increases workflow efficiency.




All prices without fitting. The tables show ordering examples. Other dimensions and versions on request.



## Your benefits at a glance

- Increase speed of the picking process
- Optimise the shelving according to the application
- Storage of hazardous goods in compliance with the standards
- Flexible partitioning
- Clearly organised storage room



Shelving systems  
Plug-in system

Shelving systems  
Bolted system

Shelving systems  
Office

Wide-span shelving

Pallet racking

Cantilever racking

Shelving systems and  
mezzanine systems

# » Das MULTIpLus plug-in system

## efficient utilisation and ergonomic advantages

The perforation of the **MULTIplus** T-Profile in the Plug-in shelving system from SCHULTE Lagertechnik takes place in a 25 mm increment. In combination with the **MULTIplus85** and **MULTIplus150** shelves, which also have an edge height of 25 mm, there is a unique flexibility of height adjustability and storage capacity utilisation.

The coordination between grid and shelves allows optimal adaptation to the goods to be stored and thus allows the highest possible utilisation of the shelf volume.

Due to the low 25 mm edge you can also create more levels per bay than with comparable higher insert edge heights and achieve a lower positioning of the shelves. This leads to order picking with much more ergonomic operability.



### Your benefits

- optimum use of space through more storage levels
- improved and ergonomically advantageous gripping heights
- more flexible partitioning of the shelves possible



Shelving systems  
Plug-in system

Shelving systems  
Bolted system

Shelving systems  
Office

Wide-span shelving

Pallet racking

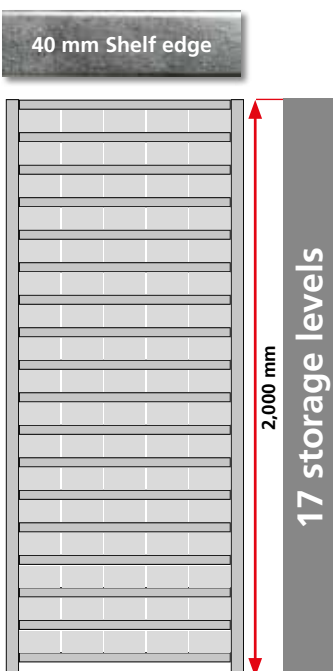
Cantilever racking

Shelving systems and  
mezzanine systems


## » More storage levels with same shelf height

- Increase in storage levels with the same rack height
- with over 10 shelf bays you save a whole shelf

**17 storage levels**  
at 2,000 mm shelf height



**19 storage levels**  
at 2,000 mm shelf height




## » Ergonomic operation due to lower overall height

- ergonomically advantageous operation due to optimised gripping heights
- shorter picking distances due to faster removal of the goods

**2,300 mm Height**  
with 19 storage levels



**2,000 mm Height**  
with 19 storage levels






## » MULTIplus shelves

High quality and high load capacity

- **Environmentally friendly connection technology:** Clinching instead of welding
- **Optimised box shape** increases the load capacity per shelf by up to 25%
- **Additional bracing** through material doubling at the supporting edges
- **Easy to plug** into the shelf supports
- **Maximum stability** by extending the box profile right into the corners
- **High stability** through the triple fold of the material in downwards direction

- **Transport safety** by stacking cams



Depths: 300 / 400 / 500 / 600 / 800 / 1,000 mm

Widths: 750 / 1,000 / 1,300 mm

25 / 40 mm

Edge heights
<b>MULTIplus85 / MULTIplus150</b> 25 mm edge height
<b>MULTIplus250 / MULTIplus330</b> 40 mm edge height

- **Perforation system** for easy attachment of accessories such as plug-in dividers or plug-in wire mesh panels. Distance of the system perforation: 50mm



Shelving systems  
Plug-in system  
Shelving systems  
Bolted system  
Shelving systems  
Office  
Wide-span shelving  
Pallet racking  
Cantilever racking  
Shelving systems and mezzanine systems

## MULTIplus150

shelves are always supplied without shelf supports, please order matching shelves separately (see page 85)

Edge height 25 mm · shelf load 150 kg							
	Depth mm	Shelf width mm					
		750 mm		1,000 mm		1,300 mm	
Galvanised	300	17203 ■	12.44 €	17230 ■	14.22 €	17530 ■	21.89 €
	400	17204 ■	13.94 €	17240 ■	16.98 €	17540 ■	24.88 €
	500	17205 ■	15.43 €	17250 ■	19.45 €	17550 ■	27.83 €
	600	17206 ■	16.90 €	17260 ■	22.06 €	17560 ■	30.78 €
	800	17208 ■	23.71 €	17280 ■	27.38 €	17580 ■	45.74 €
RAL 7035 light grey	300	37203 ■	14.08 €	37230 ■	15.05 €	37530 ■	24.71 €
	400	37204 ■	15.52 €	37240 ■	18.12 €	37540 ■	27.48 €
	500	37205 ■	18.25 €	37250 ■	22.06 €	37550 ■	33.54 €
	600	37206 ■	19.69 €	37260 ■	25.02 €	37560 ■	36.33 €
	800	37208 ■	26.52 €	37280 ■	30.50 €	37580 ■	56.93 €

## MULTIplus250

shelves are always supplied without shelf supports, please order matching shelves separately (see page 85)

Edge height 40 mm · shelf load 250 kg							
	Depth mm	Shelf width mm					
		750 mm		1,000 mm*		1,300 mm	
Galvanised	300	17303 ■	14.06 €	17330 ■	17.24 €	17630 ■	24.03 €
	400	17304 ■	16.15 €	17340 ■	20.42 €	17640 ■	27.86 €
	500	17305 ■	18.20 €	17350 ■	24.44 €	17650 ■	31.65 €
	600	17306 ■	20.25 €	17360 ■	27.50 €	17660 ■	35.47 €
	800	17308 ■	27.45 €	17380 ■	33.40 €	17680 ■	50.14 €
	1,000			17395 ■*	55.49 €		
RAL 7035 light grey	300	37303 ■	15.77 €	37330 ■	19.58 €	37630 ■	28.21 €
	400	37304 ■	17.94 €	37340 ■	21.71 €	37640 ■	32.22 €
	500	37305 ■	20.20 €	37350 ■	26.48 €	37650 ■	38.86 €
	600	37306 ■	22.48 €	37360 ■	30.58 €	37660 ■	42.84 €
	800	37308 ■	30.45 €	37380 ■	34.85 €	37680 ■	60.81 €
	1,000*			37395 ■*	63.18 €		

\* Shelves 1,000 x 1,000 mm are supplied with 2 beams!

## MULTIplus330

Shelves are always installed without shelf supports supplied, please order matching separately (see page 85)

Edge height 40 mm · shelf load 330 kg			
	Depth mm	Shelf width 1,000 mm	
Galvanised	300	17430 ■	19.45 €
	400	17440 ■	25.53 €
	500	17450 ■	26.84 €
	600	17460 ■	31.16 €
	800	17480 ■	40.20 €
RAL 7035 light grey	300	37430 ■	23.22 €
	400	37440 ■	27.79 €
	500	37450 ■	32.85 €
	600	37460 ■	37.21 €
	800	37480 ■	41.06 €

## MULTIplus85

Shelves are always installed without shelf supports supplied, please order matching separately (see page 85)

Edge height 25 mm · shelf load 85 kg							
	Depth mm	Shelf width mm					
		750 mm		1,000 mm		1,300 mm	
Galvanised	300	11023 ■	11.16 €	11333 ■	13.10 €	11053 ■	17.73 €
	350	11028 ■	12.07 €	11332 ■	14.20 €		
	400			11344 ■	15.26 €		
	500			11355 ■	17.41 €		
	600			11366 ■	19.62 €		
RAL 7035 light grey	300	30023 ■	12.82 €	31330 ■	14.66 €	30053 ■	20.24 €
	350	30028 ■	13.72 €	31331 ■	15.59 €		
	400			31340 ■	16.71 €		
	500			31350 ■	20.07 €		
	600			31360 ■	22.10 €		

## Reinforcing bearer

to increase the capacity of the shelf load



For MULTIplus150 shelves · 25 mm edge height			
Galvanised	Widths mm		
		750	12590-25 ■
	1,000	12591-25 ■	7.24 €
	1,300	12592-25 ■	9.66 €

For MULTIplus250 / 330 shelves · 40 mm edge height			
Galvanised	Widths mm		
		750	12590-40 ■
	1,000	12591-40 ■	7.24 €
	1,300	12592-40 ■	10.18 €

MULTIplus150 Increase load capacity to 220 kg				MULTIplus250 Increase load capacity to 330 kg			MULTIplus330 Increase load capacity to 410 kg		
Depth mm	without bearer	1 bearer	2 bearers	without bearer	1 bearer	2 bearers	without bearer	1 bearer	2 bearers
300	150 kg	---	---	250 kg	---	---	330 kg	---	---
400	150 kg	+ 35 kg	+ 70 kg	250 kg	+ 50 kg	+ 80 kg	330 kg	+ 50 kg	+ 80 kg
500	150 kg	+ 35 kg	+ 70 kg	250 kg	+ 50 kg	+ 80 kg	330 kg	+ 50 kg	+ 80 kg
600	150 kg	+ 35 kg	+ 70 kg	250 kg	+ 50 kg	+ 80 kg	330 kg	+ 50 kg	+ 80 kg
800	150 kg	no increase in load capacity only less bowing under load		250 kg	---	+ 50 kg	330 kg	---	+ 50 kg
1,000	150 kg			250 kg	---	+ 25 kg	330 kg	---	---

All prices without fitting. The tables show ordering examples. Other dimensions and versions on request.

■ 5 days from warehouse · ■ 2 weeks ready for dispatch

Shelving systems Plug-in system  
Shelving systems Bolted system  
Shelving systems Office  
Wide-span shelving  
Pallet racking  
Cantilever racking  
Shelving systems and mezzanine systems

Shelving systems  
Plug-in system

Shelving systems  
Bolted system

Shelving systems  
Office

Wide-span shelving

Pallet racking

Cantilever racking

Shelving systems and  
mezzanine systems

## » Multiplus T-profiles

High quality and high precision



### 25 mm perforation and edge height

Optimum combination of the 25 mm grid perforation of the **MULTIplus** T-profiles and the 25 mm edge height of **MULTIplus85** and **MULTIplus150** shelves.




■ **System perforation**  
with height markings for easy connection of the system components

■ **Butterfly perforation**  
for mounting the depth ledgers

■ **2 material thicknesses**  
for maximum stability at all shelf heights

■ **Optimal use of space** through 25 mm grid perforation and 25 mm edge height of the shelves

■ **Maximum stability** through flanged web with additional beading



■ **High loads** due to optimised box shape with tight radii

■ **5 colours** available as standard

■ **Meets the highest requirements** for manufacturing tolerances, in particular parallelism, crowning and freedom from torsion



## MULTIplus T-profile

### Plug-in

- For assembly of **MULTIplus** T-profile frames
- From a height of 3,000 mm, suitable for subsequent addition of another storey (multi-tier shelving)
- Galvanised, RAL 7035 light grey, RAL 5010 gentian blue, RAL 3000 fire red, black



Height mm	1,000	1,500	1,800	2,000	2,300	2,500	2,750	3,000	3,500	4,000	4,500	5,000	5,500	6,000	6,500	7,000	7,500
Galvanised	15210 ■ 9.14 €	15215 ■ 13.65 €	15218 ■ 15.39 €	15220 ■ 16.55 €	15223 ■ 19.23 €	15225 ■ 20.89 €	15228 ■ 24.27 €	15230 ■ 27.08 €	15235 ■ 31.89 €	15240 ■ 36.42 €	15245 ■ 41.20 €	15250 ■ 45.80 €	15251 ■ 50.85 €	15252 ■ 55.43 €	15253 ■ 60.07 €	15254 ■ 64.74 €	15255 ■ 69.31 €
RAL 7035 light grey	35210 ■ 11.04 €	35215 ■ 16.47 €	35218 ■ 18.56 €	35220 ■ 20.61 €	35223 ■ 23.92 €	35225 ■ 26.04 €	35228 ■ 28.90 €	35230 ■ 33.03 €	35235 ■ 38.10 €	35240 ■ 44.37 €	35245 ■ 49.66 €	35250 ■ 55.70 €	35251 ■ 64.78 €	35252 ■ 70.65 €	35253 ■ 76.56 €	35254 ■ 82.49 €	35255 ■ 88.31 €
RAL 5010 gentian blue			35218-B ■ 18.56 €	35220-B ■ 20.61 €	35223-B ■ 23.92 €	35225-B ■ 26.04 €	35228-B ■ 28.90 €	35230-B ■ 33.03 €	35235-B ■ 38.10 €	35240-B ■ 44.37 €	35245-B ■ 49.66 €	35250-B ■ 55.70 €	35251-B ■ 64.78 €	35252-B ■ 70.65 €	35253-B ■ 76.56 €	35254-B ■ 82.49 €	35255-B ■ 88.31 €
RAL 3000 Fire red				35220-R ■ 20.61 €	35223-R ■ 23.92 €	35225-R ■ 26.04 €		35230-R ■ 33.03 €									
Black			35218-S ■ 18.56 €	35220-S ■ 20.61 €	35223-S ■ 23.92 €												
Single clamping base	15280 ■	0.49 €		Double clamping base		15281 ■	0.96 €		Protective cap		15282 ■	0.39 €					

## MULTIplus side elements

### Plug-in

- For assembly of **MULTIplus** T-profile frames
- Simple plug-in system for the shelf supports
- Galvanised, RAL 7035 light grey, RAL 5010 gentian blue, RAL 3000 fire red, black



Depth mm	300	350	400	500	600	800	1,000
Galvanised	15263 ■ 4.13 €	15261 ■ 4.50 €	15264 ■ 4.80 €	15265 ■ 5.42 €	15266 ■ 6.04 €	15268 ■ 7.59 €	15270 ■ 9.90 €
RAL 7035 light grey	35263 ■ 5.77 €	35261 ■ 6.04 €	35264 ■ 6.21 €	35265 ■ 7.00 €	35266 ■ 7.66 €	35268 ■ 9.20 €	35270 ■ 10.71 €
RAL 5010 gentian blue	35263-B ■ 5.77 €	35261-B ■ 6.04 €	35264-B ■ 6.21 €	35265-B ■ 7.00 €	35266-B ■ 7.66 €	35268-B ■ 9.20 €	35270-B ■ 10.71 €
RAL 3000 Fire red	35263-R ■ 5.77 €	35261-R ■ 6.04 €	35264-R ■ 6.21 €	35265-R ■ 7.00 €	35266-R ■ 7.66 €	35268-R ■ 9.20 €	35270-R ■ 10.71 €
Black	35263-S ■ 5.77 €	35261-S ■ 6.04 €	35264-S ■ 6.21 €	35265-S ■ 7.00 €	35266-S ■ 7.66 €	35268-S ■ 9.20 €	35270-S ■ 10.71 €

All prices without fitting. The tables show ordering examples. Other dimensions and versions on [p. 52](#) ■ ready from warehouse ■ ready to dispatch in 2 weeks ■ ready to dispatch in 4 weeks

Shelving systems  
Plug-in system

Shelving systems  
Bolted system

Shelving systems  
Office

Wide-span shelving

Pallet racking

Cantilever racking

Shelving systems and  
mezzanine systems



## MULTIplus T-profile frames, preassembled Plug-in, without bases

- Plug-in frame system for inserting **MULTIplus 85/150/250** shelves and accessory parts
- Comprising T-profiles, side elements (riveted) and protective cap
- Galvanised, RAL 7035 RAL 7035 light grey and RAL 5010 gentian blue

### Mounted frames

	Height mm	Side elements	Depth mm							
			300		400		500		600	
Galvanised	1,800	2	12920-M	49.28 €	12921-M	50.61 €	12922-M	51.85 €	12923-M	53.09 €
	2,000	2	12870-M	51.60 €	12871-M	52.92 €	12872-M	54.16 €	12873-M	55.40 €
	2,300	2	12890-M	58.65 €	12891-M	59.97 €	12892-M	61.22 €	12893-M	62.46 €
	2,500	3	12874-M	69.14 €	12875-M	71.13 €	12876-M	72.99 €	12877-M	74.86 €
RAL 7035 light grey	1,800	2	32920-M	58.90 €	32921-M	59.78 €	32922-M	61.36 €	32923-M	62.68 €
	2,000	2	32770-M	62.99 €	32771-M	63.87 €	32772-M	65.45 €	32773-M	66.77 €
	2,300	2	32930-M	71.31 €	32931-M	72.19 €	32932-M	73.77 €	32933-M	75.10 €
	2,500	3	32774-M	84.35 €	32775-M	85.66 €	32776-M	88.03 €	32777-M	90.02 €
RAL 5010 gentian blue	1,800	2	32920-B-M	58.90 €	32921-B-M	59.78 €	32922-B-M	61.36 €	32923-B-M	62.68 €
	2,000	2	32770-B-M	62.99 €	32771-B-M	63.87 €	32772-B-M	65.45 €	32773-B-M	66.77 €
	2,300	2	32930-B-M	71.31 €	32931-B-M	72.19 €	32932-B-M	73.77 €	32933-B-M	75.10 €
	2,500	3	32774-B-M	84.35 €	32775-B-M	85.66 €	32776-B-M	88.03 €	32777-B-M	90.02 €
Single clamping base			15280	0.38 €	Double clamping base		15281	0.74 €		

When using 330 kg shelves, please request special T-profile frames with an amended number of side elements.



## MULTIplus T-profile solid metal uprights, preassembled Plug-in, without bases

- Completely pre-assembled plug-in system with solid metal uprights for **MULTIplus** shelves
- Solid metal frames are also ideally suited as cladding of shelving head ends
- Comprising T-profiles, solid metal side panels and protective caps
- Galvanised, RAL 7035 RAL 7035 light grey and RAL 5010 gentian blue

### Pre-assembled solid metal frames

	Height mm	Depth mm								
		300		400		500		600		
Galvanised	1,800	10251	65.48 €	10252	71.77 €	10253	79.10 €	10254	84.60 €	
	2,000	10256	67.99 €	10257	74.28 €	10258	81.61 €	10259	87.11 €	
	2,300	10261	78.96 €	10262	86.13 €	10263	94.57 €	10264	101.01 €	
	2,500	10266	88.85 €	10267	96.89 €	10268	106.45 €	10269	113.81 €	
RAL 7035 light grey	1,800	30251	76.62 €	30252	82.71 €	30253	89.99 €	30254	95.58 €	
	2,000	30256	80.91 €	30257	87.00 €	30258	94.28 €	30259	99.86 €	
	2,300	30261	93.84 €	30262	100.91 €	30263	109.23 €	30264	115.66 €	
	2,500	30266	105.32 €	30267	113.36 €	30268	122.73 €	30269	130.01 €	
RAL 5010 gentian blue	1,800	30251-B	76.62 €	30252-B	82.71 €	30253-B	89.99 €	30254-B	95.58 €	
	2,000	30256-B	80.91 €	30257-B	87.00 €	30258-B	94.28 €	30259-B	99.86 €	
	2,300	30261-B	93.84 €	30262-B	100.91 €	30263-B	109.23 €	30264-B	115.66 €	
	2,500	30266-B	105.32 €	30267-B	113.36 €	30268-B	122.73 €	30269-B	130.01 €	
Single clamping base		15280	0.49 €	Double clamping base		15281	0.96 €			

**MULTIplus T-profile frames, not assembled**  
**Plug-in, without bases**

- Plug-in uprights system for **MULTIplus 85/150/250** shelves and accessory parts
- Suitable for retrospective addition of another storey from a height of 3,000 mm
- Comprising T-profiles, side elements and protective caps
- Galvanised, RAL 7035 light grey and RAL 5010 gentian blue

**Unassembled frames**

	Height mm	Side elements	Depth mm											
			300		400		500		600		800		1,000	
Galvanised	1,800	2	12920 ■	39.83 €	12921 ■	41.16 €	12922 ■	42.40 €	12923 ■	43.64 €	12924 ■	46.74 €	12925 ■	51.37 €
	2,000	2	12870 ■	42.15 €	12871 ■	43.47 €	12872 ■	44.71 €	12873 ■	45.95 €	12882-A ■	49.06 €	12883-A ■	53.68 €
	2,300	2	12890 ■	47.51 €	12891 ■	48.83 €	12892 ■	50.07 €	12893 ■	51.31 €	12898 ■	54.42 €	12899 ■	59.04 €
	2,500	3	12874 ■	54.97 €	12875 ■	56.96 €	12876 ■	58.82 €	12877 ■	60.68 €	12884-A ■	65.33 €	12885-A ■	72.27 €
	3,000	3	12878 ■	67.35 €	12879 ■	69.34 €	12880 ■	71.20 €	12881 ■	73.06 €	12886-A ■	77.72 €	12887-A ■	84.66 €
RAL 7035 light grey	1,800	2	32920 ■	49.45 €	32921 ■	50.33 €	32922 ■	51.91 €	32923 ■	53.23 €	32924 ■	56.31 €	32929 ■	59.33 €
	2,000	2	32770 ■	53.54 €	32771 ■	54.42 €	32772 ■	56.00 €	32773 ■	57.32 €	32782-A ■	60.40 €	32783-A ■	63.42 €
	2,300	2	32930 ■	60.17 €	32931 ■	61.05 €	32932 ■	62.63 €	32933 ■	63.95 €	32934 ■	67.03 €	32935 ■	70.05 €
	2,500	3	32774 ■	70.17 €	32775 ■	71.48 €	32776 ■	73.85 €	32777 ■	75.84 €	32784-A ■	80.45 €	32785-A ■	84.98 €
	3,000	3	32778 ■	84.16 €	32779 ■	85.48 €	32780 ■	87.85 €	32781 ■	89.83 €	32786-A ■	94.45 €	32787-A ■	98.97 €
RAL 5010 gentian blue	1,800	2	32920-B ■	49.45 €	32921-B ■	50.33 €	32922-B ■	51.91 €	32923-B ■	53.23 €	32924-B ■	56.31 €	32929-B ■	59.33 €
	2,000	2	32770-B ■	53.54 €	32771-B ■	54.42 €	32772-B ■	56.00 €	32773-B ■	57.32 €	32782-A-B ■	60.40 €	32783-A-B ■	63.42 €
	2,300	2	32930-B ■	60.17 €	32931-B ■	61.05 €	32932-B ■	62.63 €	32933-B ■	63.95 €	32934-B ■	67.03 €	32935-B ■	70.05 €
	2,500	3	32774-B ■	70.17 €	32775-B ■	71.48 €	32776-B ■	73.85 €	32777-B ■	75.84 €	32784-A-B ■	80.45 €	32785-A-B ■	84.98 €
	3,000	3	32778-B ■	84.16 €	32779-B ■	85.48 €	32780-B ■	87.85 €	32781-B ■	89.83 €	32786-A-B ■	94.45 €	32787-A-B ■	98.97 €
Single clamping base			15280 ■	0.49 €	Double clamping base			15281 ■	0.96 €					



When using 330 kg shelves, please request special T-profile frames with an amended number of side elements.



**Complete shelving units with preassembled T-profile frames**



For complete shelving units, the T-profiles and side elements are not supplied assembled.

If you would like preassembled frames, these are riveted at the factory at an additional charge. Due to transport reasons, we only riveted frames up to a height of 2,500 mm and depth of 600 mm. Please add an "-M" to the article number (e.g. 12750-M).

Shelf height:	Additional charge Starter shelving:	Additional charge Extension shelving
2,000 mm	17.40 €	8.70 €
2,300 mm	20.60 €	10.30 €
2,500 mm	26.30 €	13.15 €

Prices apply only to T-profile frames with shelves up to 250 kg.



## Accessories

# Overview of the plug-in system

## Components and component parts

Shelving systems  
Plug-in system

Shelving systems  
Bolted system

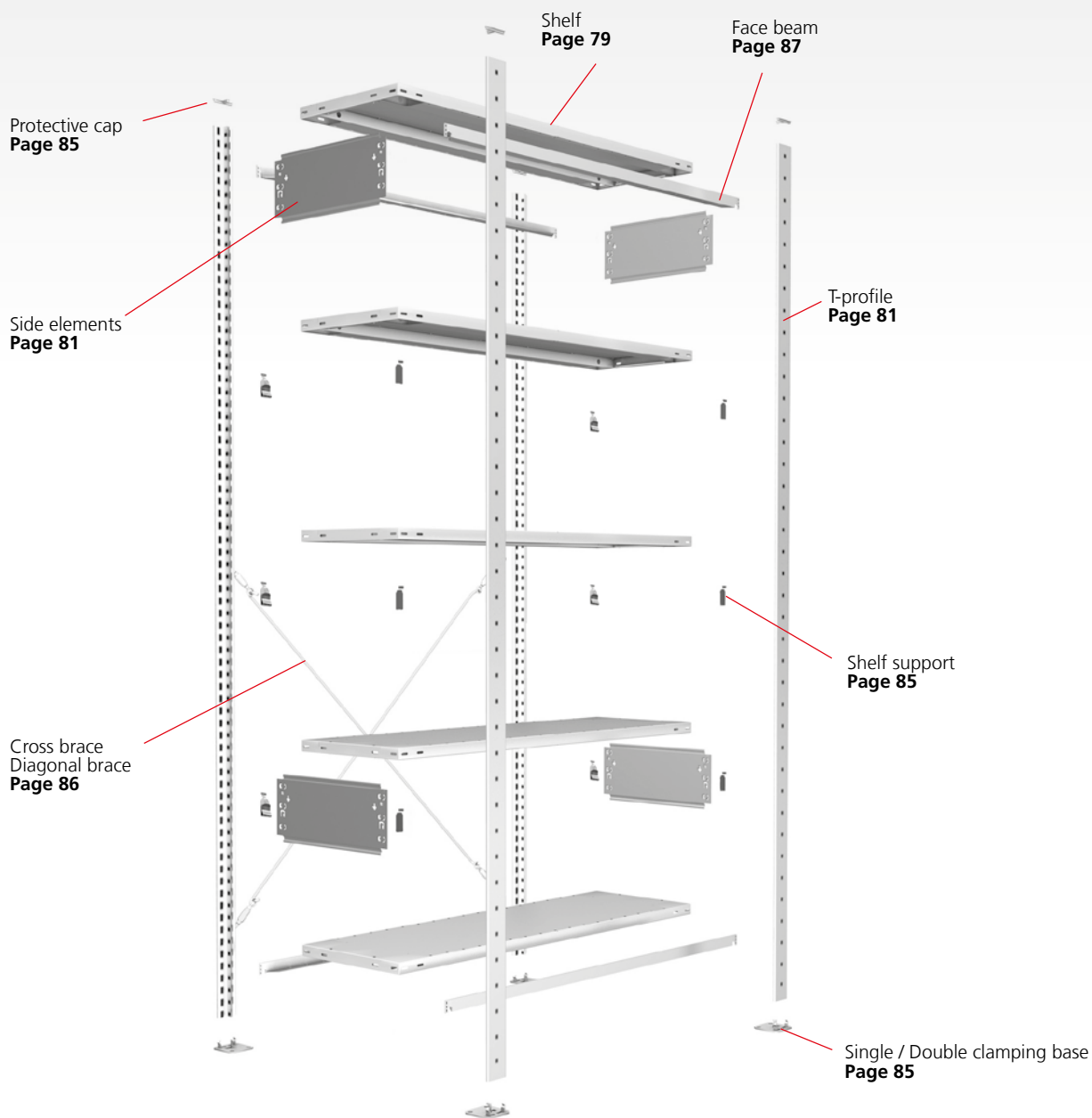
Shelving systems  
Office

Wide-span shelving

Pallet racking

Cantilever racking

Shelving systems and  
mezzanine systems





**Shelf support**  
for **MULTIplus** shelves

- for hooking the shelves into T-profile frames
- 4 pieces required for each shelf
- Galvanised

for <b>MULTIplus85</b> <b>MULTIplus150</b>	29150 ■	0.25 €
for <b>MULTIplus250</b> <b>MULTIplus330</b>	39250 ■	0.48 €

**Universal supports**  
For wooden shelves and wire-mesh shelves, etc.

- for the laying of wooden floors etc. in T-profile frames
- 4 pieces required for each shelf
- Up to 200 kg load capacity per level
- Galvanised

For wooden shelves, wire-mesh shelves	10337 ■	2.76 €
---------------------------------------	---------	--------



Shelving systems  
Plug-in system

Shelving systems  
Bolted system



**Single clamping base**  
For **MULTIplus** T-profiles

- For secure assembly of plug-in shelving
- Galvanised

For shelves containing magnesium, separating foil must be laid underneath the clamping bases.

Clamping base	15280 ■	0.49 €
Separating foil	12693-TF ■	2.37 €

**Double clamping base**  
For **MULTIplus** T-profiles

- For secure assembly of the middle T-profile for double shelving bays
- Galvanised

Clamping base	15281 ■	0.96 €
Separating foil	12692-TF ■	3.94 €



For shelves containing magnesium, separating foil must be laid underneath the clamping bases.

Shelving systems  
Office

Wide-span shelving



**Base plate**  
For single and double clamping bases

- 2 mm thick, to compensate for floor unevenness
- Galvanised

Base plate Single clamping base	12694 ■	0.49 €
Base plate double clamping base	12695 ■	0.96 €

**Protective cap**  
For **MULTIplus** T-profiles

- Optical finish
- Made of plastic

RAL 7035 lightgrey	15282 ■	0.39 €
black	35282-S ■	0.39 €



Pallet racking

Cantilever racking

Shelving systems and mezzanine systems



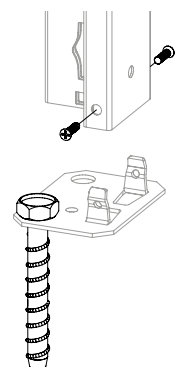
**Self-tapping bolt**  
4.8 x 13 mm (single)

Bolt	12710 ■	€ 0.35
------	---------	--------

**Attachment set**  
1 x screw anchor 8 x 75 mm  
2 x self-tapping screws

- For fixing shelving to the floor
- Coordinates with the plug-in clamping base system
- For connecting base plates for **MULTIplus** T-profiles


Attachment set	12709 ■	2.64 €
----------------	---------	--------



**Screw anchor**  
8 x 75 mm (single)

Bolt anchor	19956 ■	1.93 €
-------------	---------	--------

Shelving systems  
Plug-in system




### Cross brace set for plug-in system-starter shelving

- consisting of: 2 diagonal braces, 2 turnbuckles
- for bracing single-sided use plug-in system starter shelving
- Can be used from shelving heights of 1,200 mm
- Made of round steel
- Galvanised

Shelf width mm	Cross brace set		Diagonal brace, single		Turnbuckle	
750 / 1,000	12690	9.59 €	13591	3.34 €	13590	1.45 €
1,300	12690-L	12.47 €	13591-X	4.78 €	13590	1.45 €

Shelving systems  
Bolted system

Shelving systems  
Office



### Diagonal braces set for plug-in systems-extension shelving

- consisting of: 1 diagonal brace, 1 turnbuckle
- for bracing single-sided use, plug-in system-extension shelving
- Can be used from shelving heights of 1,200 mm
- Made of round steel
- Galvanised

Shelf width mm	Diagonal braces set		Diagonal brace, single		Turnbuckle	
750 / 1,000	12691	4.80 €	13591	3.34 €	13590	1.45 €
1,300	12691-L	6.23 €	13591-X	4.78 €	13590	1.45 €

Wide-span shelving

Pallet racking

Cantilever racking

## Faster assembly of the shelving bay in just a few steps



### Bracing with cross braces



Every 2nd shelf must be braced with cross braces. For assembly, use the prescribed minimum number of cross braces:

- Up to a shelving height of 2,500 mm = 1 cross brace
- Up to a shelving height of 3,000 mm = 2 cross braces
- Up to a shelving height of 4,500 mm = 3 cross braces

### Bracing with face beams

For assembly of shelving systems with face beams, use the provided minimum number of cross braces:

- Up to a shelving height of 2,000 mm = 2 cross braces
- Up to a shelving height of 3,500 mm = 3 cross braces
- From 3,500 mm shelving height = on request

When using 330 kg shelves, the specified number of cross braces or face beams changes!

All prices without fitting. The tables show ordering examples. Other dimensions and versions on request.

■ 5 days from warehouse

Shelving systems and  
mezzanine systems




**Face beams for shelving systems**

**For bracing double-sided shelving**

- incl. 2 safety pins to prevent the face beam from falling out unintentionally
- Galvanised or RAL 7035 light grey

for MULTIplus85/150 shelves · 25 mm edge					
Length mm	750		1,000		1,300
Galvanised	13448 ■	6.05 €	13449 ■	7.00 €	13450 ■ 9.11 €
RAL 7035 light grey	33448 ■	6.98 €	33449 ■	8.15 €	33450 ■ 9.53 €

for MULTIplus250/330 shelves · 40 mm edge					
Length mm	750		1,000		1,300
Galvanised	13417 ■	6.05 €	13418 ■	7.00 €	13418-L ■ 9.11 €
RAL 7035 light grey	33415 ■	6.98 €	33416 ■	8.15 €	33416-L ■ 9.53 €




Locking pin single	13920-S ■	0.21 €
--------------------	-----------	--------

**Face beams for shelving with sloping shelves**

**For bracing double-sided shelving**

- Simple placement of the sloping shelves without shelf support
- Higher face beams at the front with 40 mm edge height
- Special face beams at the rear with sloping edges for shelves with 14° percent inclination
- incl. 2 safety pins to prevent the face beam from falling out unintentionally
- max. 150 kg load capacity per level
- RAL 7035 light grey

Face beams for sloping shelves · 25 mm edge					
	Length mm	Higher face beams 40 mm front		Special face beams rear	
RAL 7035 light grey	750	33415 ■	6.98 €	33415-25-S14 ■	6.54 €
	1,000	33416 ■	8.15 €	33416-25-S14 ■	8.15 €
	1,300	33416-L ■	9.53 €	33420-25-S14 ■	9.53 €



Locking pin single	13920-S ■	0.21 €
--------------------	-----------	--------

**Face beams for shelving with sloping shelves**



Use two different face beams for assembling shelving with sloping shelves. Against the falling out of the goods a raised face beam is inserted at the front. A special face beam with an angled edge is used at the rear to make it easier to position the shelves.

**Tyre crossbeams, single**

**For the gentle storage of wheels and tyres**

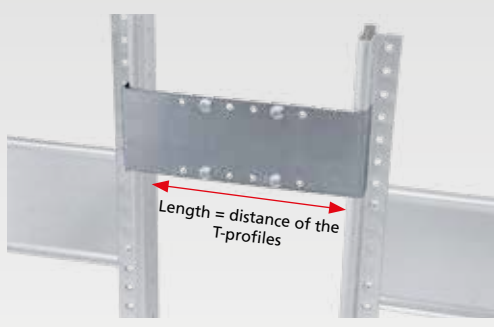
- incl. 2 safety pins to prevent the crossbar from falling out unintentionally
- Galvanised

	Length mm	Height mm		
Galvanised	900	50	13993 ■	7.60 €
	1,000		13921 ■	8.14 €
	1,050		13988 ■	8.51 €
	1,150		13929 ■	9.15 €
	1,200		13989 ■	9.42 €
	1,300		13922 ■	9.97 €
	1,500		13923 ■	11.58 €
Locking pin for tyre crossbar			13920-S ■	0.21 €



2 tyre crossbeams required for each level.

Shelving systems  
Plug-in system



**Spacer**  
**For double shelving**

- To ensure the required distance between two 2 shelving bays
- Depth as well as height can be adjusted in increments of 25 mm
- Can be inserted into the T-profile frames
- incl. 4 flat head bolts M6 x 12
- Galvanised

Length	175-325 mm	265-465 mm
Galvanised	13920-F ■ 11.23 €	13921-F ■ 12.84 €

Shelving systems  
Bolted system

Shelving systems  
Office



**Profile clamp**  
**For double shelving**

- Simple clamping connection of T-profiles for double shelving bays

Profile clamp	12696 ■	1.61 €
---------------	---------	--------

**Connection plate on one side**  
**For double shelving**

- For assembly of the cross braces for double shelving bays


Connection plate	12697 ■	4.80 €
------------------	---------	--------

**Connection plate both sides**  
**For double shelving**

- for special solutions for double racks

Connection plate	12698 ■	5.12 €
------------------	---------	--------

Wide-span shelving



**Double shelving connector**  
**For T-profiles for double shelving bays**

- For secure, stable connection of the T-profiles for double shelving bays
- For use from a height of 3,000 mm
- Incl. 2 hexagon bolts

Height 40 mm		
Galvanised	10346 ■	3.78 €
RAL 7035 light grey	30348 ■	4.13 €
RAL 5010 gentian blue	30348-B ■	4.13 €

**Filling strips**  
**for double shelving**

- bridges the gap between the shelves in double racks
- Installation possible with face beams, not with cross bracing

	Length mm	For shelf supports		For face beams	
Galvanised	750	12701-FB ■	5.20 €	12701-LR ■	4.01 €
	1,000	12702-FB ■	5.71 €	12702-LR ■	4.50 €
	1,300	12703-FB ■	6.30 €	12703-LR ■	5.12 €
RAL 7035 light grey	750	32704-FB ■	5.95 €	32704-LR ■	4.70 €
	1,000	32705-FB ■	6.46 €	32705-LR ■	5.32 €
	1,300	32706-FB ■	7.11 €	32706-LR ■	5.91 €

Pallet racking



**Plastic hammer**  
**for fixing shelving components**

- 40 mm hammer face
- with sturdy wooden handle

Hammer	18540 ■	22.85 €
--------	---------	---------

**Suspension brackets for corner shelving**  
**for hanging into face beams**

- 2 face beams and 2 suspension brackets are required for each level
- Load capacity of the suspension brackets: 150 kg
- Galvanised


for MULTIplus shelves 25 mm edge	10353-25 ■	4.63 €
for MULTIplus shelves 40 mm edge	10353-40 ■	4.63 €

Shelving systems and  
mezzanine systems

**Wall attachment**

**For individual shelving bays**

- To attach shelving bays to the wall and as tilt protection
- Depth as well as height can be adjusted in increments of 25 mm
- incl. 4 flat head bolts M6 x 12
- Galvanised



For wall distances	175-325 mm	
Galvanised	13920-E	15.37 €

Delivery does not include wall anchors

Shelving systems  
Plug-in system

Shelving systems  
Bolted system

Shelving systems  
Office

Wide-span shelving

Pallet racking

Cantilever racking

Shelving systems and  
mezzanine systems

**Wall anchoring**

**Vertical model**



- Necessary as tip protection for shelving systems with a height-depth ratio greater than/equal to 5:1
- For wall distances up to 15 mm
- Delivery does not include bolts or wall anchors
- Galvanised

Anchoring	10330	4.29 €
-----------	-------	--------

**Wall anchoring**

**Horizontal model**



- necessary for securing shelving systems against tilting at a height/depth ratio of 5:1 or more
- Anchoring directly to the wall
- Delivery does not include bolts or wall anchors
- Galvanised

Anchoring	12699	1.14 €
-----------	-------	--------

**Hexagon bolts**

Size	UNIT		
M6x12	50	10323	12.17 €

**Single clamping base**

15280	0.49 €
-------	--------

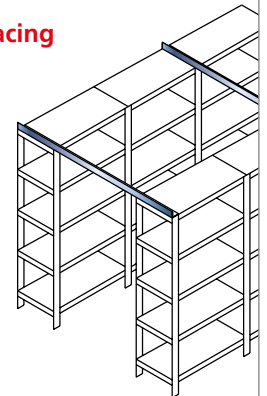
**Angle profiles**

	Width mm	Depth mm	Material thickness mm	Length mm	
				1,500	2,000
Galvanised	40	40	2.0	11195	11200
				9.08 €	12.00 €

**Transverse bracing set**

**For the assembly of transverse bracing**

- 1 angle profile 40 x 40 mm
- 2 single clamping bases
- 2 hexagon bolts
- 4 self-tapping bolts



Set 1: 1,500 mm	13305	12.07 €
Set 2: 2,000 mm	13306	14.99 €
Set 3: 2,500 mm	13307	18.42 €
Set 4: 3,000 mm	13308	23.13 €

**Coupling piece for 2 T-profiles**  
**1-part**

- For adding another storey of shelving
- For bolted connection of T-profiles
- Incl. 4 self-tapping bolts
- Attachment to front perforation of T-profiles

Height 200 mm	1-part	
Galvanised	10350	5.39 €
RAL 7035 light grey	30350	5.80 €
RAL 5010 gentian blue	30350-B	5.80 €

**Coupling piece for 4 T-profiles**  
**2-part**

- For adding another storey of double shelving
- For bolted connection of the middle T-profile
- Incl. 8 hexagon bolts
- 2 connectors enclose 4 abutting T-profiles

Height 200 mm	2-part	
Galvanised	10347	10.49 €
RAL 7035 light grey	30349	11.17 €
RAL 5010 gentian blue	30349-B	11.17 €






## Plinth panel

**Prevents objects rolling underneath**

- Incl. 2 neoprene plug closures
- Galvanised and RAL 7035 light grey

	Width mm	Height mm		
Galvanised	750	90	12564 ■	10.18 €
	1,000		12566 ■	11.72 €
	1,300		12567 ■	15.23 €
RAL 7035 light grey	750	90	32554 ■	10.55 €
	1,000		32556 ■	11.82 €
	1,300		32557 ■	15.35 €




## Stop bar

**Prevents the items sliding through**

- For inserting into the shelf support
- Galvanised and RAL 7035 light grey

	Width mm	Height mm		
Galvanised	750	55	10491 ■	2.81 €
	1,000		10490 ■	3.57 €
	1,300		10497 ■	4.29 €
RAL 7035 light grey	750	55	30481 ■	5.30 €
	1,000		30480 ■	5.95 €
	1,300		30487 ■	6.78 €



## Bulk goods bar

**Prevents the stock items from falling out**

- Incl. 2 neoprene plug closures
- Galvanised and RAL 7035 light grey

For MULTIplus 85/150 shelves				
	Width mm	Height mm		
Galvanised	750	88	12572-25 ■	10.18 €
	1,000		12573-25 ■	11.23 €
	1,300		12574-25 ■	14.67 €
RAL 7035 light grey	750	88	32570-25 ■	10.55 €
	1,000		32571-25 ■	11.82 €
	1,300		32575-25 ■	15.23 €

For MULTIplus 250/330 shelves				
	Width mm	Height mm		
Galvanised	750	95	12572-40 ■	10.18 €
	1,000		12573-40 ■	11.23 €
	1,300		12574-40 ■	14.67 €
RAL 7035 light grey	750	95	32570-40 ■	10.55 €
	1,000		32571-40 ■	11.82 €
	1,300		32575-40 ■	15.23 €

## Plug-in dividers

### For MULTIplus shelves

- Partitioning of the shelves for optimal storage of small parts
- Simple insertion into the **MULTIplus** perforation system
- Galvanised and RAL 7035 light grey



## Stationary

### For MULTIplus 85/150 shelves · 25 mm edge

	Depth mm		300	400	500	600	800
	Height mm	Headroom mm					
Galvanised	190	200	12380-25 ■ 6.60 €	12384-25 ■ 7.26 €	12388-25 ■ 7.90 €	12392-25 ■ 8.60 €	12396-25 ■ 9.90 €
			290	300	12381-25 ■ 7.80 €	12385-25 ■ 8.82 €	12389-25 ■ 9.80 €
	390	400			12382-25 ■ 9.03 €	12386-25 ■ 10.38 €	12390-25 ■ 11.75 €
			490	500	12383-25 ■ 10.21 €	12387-25 ■ 11.93 €	12391-25 ■ 13.65 €
RAL 7035 light grey	190	200			32360-25 ■ 8.49 €	32364-25 ■ 9.11 €	32368-25 ■ 9.75 €
			290	300	32361-25 ■ 9.59 €	32365-25 ■ 10.64 €	32369-25 ■ 11.58 €
	390	400			32362-25 ■ 10.83 €	32366-25 ■ 12.20 €	32370-25 ■ 13.48 €
			490	500	32363-25 ■ 12.12 €	32367-25 ■ 13.78 €	32371-25 ■ 15.46 €

Order-related manufacturing, returns excluded

### For MULTIplus 250/330 shelves · 40 mm edge

	Depth mm		300	400	500	600	800
	Height mm	Headroom mm					
Galvanised	200	210	12380-40 ■ 6.84 €	12384-40 ■ 7.60 €	12388-40 ■ 8.32 €	12392-40 ■ 9.07 €	12396-40 ■ 10.55 €
			300	310	12381-40 ■ 8.08 €	12385-40 ■ 9.11 €	12389-40 ■ 10.21 €
	400	410			12382-40 ■ 9.28 €	12386-40 ■ 10.71 €	12390-40 ■ 12.17 €
			500	510	12383-40 ■ 10.51 €	12387-40 ■ 12.27 €	12391-40 ■ 14.03 €
RAL 7035 light grey	200	210			32360-40 ■ 8.49 €	32364-40 ■ 9.11 €	32368-40 ■ 9.75 €
			300	310	32361-40 ■ 9.65 €	32365-40 ■ 10.69 €	32369-40 ■ 11.64 €
	400	410			32362-40 ■ 10.83 €	32366-40 ■ 12.20 €	32370-40 ■ 13.48 €
			500	510	32363-40 ■ 12.16 €	32367-40 ■ 13.85 €	32371-40 ■ 15.52 €

Order-related manufacturing, returns excluded

## Freestanding

### For MULTIplus 85/150 shelves · 25 mm edge

RAL 7035	Depth mm		300	400	500	600	800
	Height mm	Headroom mm					
	140		32380-25 ■ 7.81 €	32381-25 ■ 8.32 €	32382-25 ■ 8.82 €	32383-25 ■ 9.24 €	32384-25 ■ 10.30 €

Order-related manufacturing, returns excluded

### For MULTIplus 250/330 shelves · 40 mm edge

RAL 7035	Depth mm		300	400	500	600	800
	Height mm	Headroom mm					
	140		32380-40 ■ 7.86 €	32381-40 ■ 8.36 €	32382-40 ■ 8.84 €	32383-40 ■ 9.28 €	32384-40 ■ 10.34 €

Order-related manufacturing, returns excluded



Shelving systems  
Plug-in system

Shelving systems  
Bolted system

Shelving systems  
Office

Wide-span shelving

Pallet racking

Cantilever racking

Shelving systems and  
mezzanine systems



Only suitable for levels with shelf supports.

## Bay dividers For MULTIplus shelves

- Can be freely moved along the shelves
- Freestanding
- Can be adjusted in infinite increments lengthwise
- RAL 7035 light grey

### For MULTIplus 85/150 shelves · 25 mm edge

RAL 7035 light grey	Depth mm	Height mm		
	300	200		
400	33436-25 ■		12.37 €	
500	33437-25 ■		13.34 €	
600	33438-25 ■		14.54 €	

Order-related manufacturing, returns excluded

### For MULTIplus 250/330 shelves · 40 mm edge

RAL 7035 light grey	Depth mm	Height mm		
	300	200		
400	33436-40 ■		12.37 €	
500	33437-40 ■		13.34 €	
600	33438-40 ■		14.54 €	

Order-related manufacturing, returns excluded



## Bookends For MULTIplus shelves

- Can be moved freely
- Freestanding, loose
- Can also be used to mark the end of the bays
- RAL 7035 light grey

RAL 7035 light grey	For shelving depths of mm	Measurements			
		Depth mm	Height mm		
	300	280	200	32493 ■	7.29 €
	400	380		32494 ■	8.53 €
	500	480		32495 ■	9.87 €
	600	580		32496 ■	11.13 €



**Wire mesh plug-in panel**  
for **MULTIplus shelves**

- Partitioning of the shelves for optimal storage of small parts
- simple insertion into the **MULTIplus** System perforation
- Mesh size 45 / 50 x 50 mm
- Can be combined with wire bulk goods bar
- Gloss galvanised



**For MULTIplus 85/150 shelves · 25 mm edge**

	Depth mm	Height mm		
Galvanised	300	140	12425-25 ■	6.50 €
	400		12426-25 ■	6.90 €
	500		12427-25 ■	7.66 €
	600		12428-25 ■	9.97 €

Order-related manufacturing, returns excluded

**For MULTIplus 250/330 shelves · 40 mm edge**

	Depth mm	Height mm		
Galvanised	300	140	12425-40 ■	6.50 €
	400		12426-40 ■	6.90 €
	500		12427-40 ■	7.66 €
	600		12428-40 ■	9.97 €

Order-related manufacturing, returns excluded

**Wire bulk good bar**  
for **MULTIplus shelves**

- prevents the stored goods from slipping and falling out
- Simple insertion into the **MULTIplus** perforation system
- Mesh size 20 mm
- Can be combined with wire mesh plug-in panel
- Gloss galvanised



**For MULTIplus 85/150 shelves · 25 mm edge**

	Width mm	Height mm		
Galvanised	750	80	12576-25 ■	14.46 €
	1,000		12577-25 ■	16.40 €
	1,300		12578-25 ■	19.17 €

Order-related manufacturing, returns excluded

**For MULTIplus 250/330 shelves · 40 mm edge**

	Width mm	Height mm		
Galvanised	750	80	12576-40 ■	14.46 €
	1,000		12577-40 ■	16.40 €
	1,300		12578-40 ■	19.17 €

Order-related manufacturing, returns excluded



## Solid metal side panels for basic and extension shelving units

- combinable heights, retrofitting possible
- Incl. bolts/ nuts M6 x 8 for attachment
- Galvanised, RAL 7035 light grey and RAL 5010 gentian blue

	Height mm	Depth mm											
		300		400		500		600		800		1,000	
Galv.	1,050	22736 ■	12.43 €	22738 ■	15.57 €	22739 ■	19.24 €	22740 ■	21.99 €	22741 ■	28.38 €	22742 ■	35.11 €
	1,300	22743 ■	16.15 €	22745 ■	20.17 €	22746 ■	24.95 €	22747 ■	28.63 €	22748 ■	36.84 €	22749 ■	45.62 €
RAL 7035	1,050	26516 ■	14.82 €	26518 ■	17.87 €	26519 ■	21.51 €	26520 ■	24.30 €	26521 ■	30.71 €	26522 ■	37.34 €
	1,300	26523 ■	19.24 €	26525 ■	23.26 €	26526 ■	27.94 €	26527 ■	31.58 €	26528 ■	39.93 €	26529 ■	48.48 €
RAL 5010	1,050	26516-B ■	14.82 €	26518-B ■	17.87 €	26519-B ■	21.51 €	26520-B ■	24.30 €	26521-B ■	30.71 €	26522-B ■	37.34 €
	1,300	26523-B ■	19.24 €	26525-B ■	23.26 €	26526-B ■	27.94 €	26527-B ■	31.58 €	26528-B ■	39.93 €	26529-B ■	48.48 €

## Solid metal rear walls for basic and extension shelving units

- combinable heights, retrofitting possible
- Incl. rear wall clamps for attaching
- Galvanised and RAL 7035 light grey

	Height mm	Width mm					
		750		1,000		1,300	
Galvanised	500	12544 ■	13.63 €	12542 ■	18.29 €	12547 ■	23.82 €
	800	12551 ■	21.98 €	12549 ■	29.30 €	12550 ■	38.08 €
	1,000	12545 ■	26.52 €	12543 ■	34.71 €	12548 ■	45.14 €
RAL 7035 light grey	500	32526 ■	15.33 €	32522 ■	20.61 €	32547 ■	26.80 €
	800	32551 ■	24.73 €	32549 ■	26.29 €	32550 ■	42.87 €
	1,000	32527 ■	28.75 €	32523 ■	36.43 €	32548 ■	47.35 €

## Solid metal side panels For outer frames

- Flush closure with the T-profile frames
- Retrofit assembly possible
- Attractive solid metal cladding for the outer frames
- Flexible thanks to 3 combinable heights
- When using the solid metal side panel, the T-profile frames must be fitted with side elements
- Incl. bolts / nuts M6 x 12 for attachment
- RAL 7035 light grey, RAL 5010 gentian blue and RAL 3000 fire red

Flush closure  
With T-profile frames

	Height mm	Depth mm											
		300		400		500		600		800			
RAL 7035	1,000	25000 ■	41.61 €	25001 ■	46.62 €	25002 ■	54.13 €	25003 ■	63.67 €	25004 ■	78.85 €		
	1,250	25005 ■	48.13 €	25006 ■	53.49 €	25007 ■	62.09 €	25008 ■	72.91 €	25009 ■	91.47 €		
	1,300	25010 ■	48.37 €	25011 ■	53.73 €	25012 ■	62.39 €	25013 ■	73.54 €	25014 ■	91.91 €		
RAL 5010	1,000	25000-B ■	42.51 €	25001-B ■	47.22 €	25002-B ■	54.83 €	25003-B ■	64.57 €	25004-B ■	80.05 €		
	1,250	25005-B ■	48.78 €	25006-B ■	54.19 €	25007-B ■	62.94 €	25008-B ■	73.99 €	25009-B ■	93.21 €		
	1,300	25010-B ■	48.97 €	25011-B ■	54.43 €	25012-B ■	62.67 €	25013-B ■	74.66 €	25014-B ■	93.36 €		
RAL 3000	1,000	25000-R ■	42.51 €	25001-R ■	47.22 €	25002-R ■	54.83 €	25003-R ■	64.57 €	25004-R ■	80.05 €		
	1,250	25005-R ■	48.78 €	25006-R ■	54.19 €	25007-R ■	62.94 €	25008-R ■	73.99 €	25009-R ■	93.21 €		
	1,300	25010-R ■	48.97 €	25011-R ■	54.43 €	25012-R ■	62.67 €	25013-R ■	74.66 €	25014-R ■	93.36 €		

All prices without fitting. The tables show ordering examples. Other dimensions and versions on ready from warehouse · ready to dispatch in 2 weeks · ready to dispatch in 4 weeks

## Wire mesh side panels

### For starter and extension shelving

- Mesh 50 x 50 x 3 mm
- Retrofit assembly possible
- incl. clamping hooks
- Gloss galvanised

	For shelf depths mm	Wire mesh depth mm	Height 300 mm		Height 500 mm		Height 1,000 mm		Height 1,950 mm	
Galvanised	300	200	12453-B	22.65 €	12453-C	23.25 €	12453-D	26.55 €	12453-A	32.31 €
	400	300	12455-B	23.80 €	12455-C	25.78 €	12455-D	30.51 €	12455-A	36.84 €
	500	400	12457-B	25.12 €	12457-C	28.20 €	12457-D	34.42 €	12457-A	41.40 €
	600	500	12459-B	26.32 €	12459-C	30.66 €	12459-D	38.27 €	12459-A	45.97 €
	800	700	12461-B	28.69 €	12461-C	35.56 €	12461-D	46.19 €	12461-A	56.97 €
Combination clamping hooks			12463	1.22€						

## Wire mesh rear walls

### For starter and extension shelving

- Mesh 50 x 50 x 3 mm
- Retrofit assembly possible
- incl. clamping hooks
- Gloss galvanised

	For shelf widths mm	Wire mesh width mm	Height 300 mm		Height 500 mm		Height 1,000 mm		Height 1,950 mm	
Galvanised	750	650	12468-A	10.92 €	12468-B	17.87 €	12448-D	29.10 €	12448-A	52.41 €
	1,000	900	12469-A	13.99 €	12469-B	23.03 €	12451-D	37.10 €	12451-A	67.89 €
	1,300	1,200	12470-A	17.67 €	12470-B	29.18 €	12452-D	46.63 €	12452-A	86.35 €
Combination clamping hooks			12463	1.22€						



Shelving systems  
Plug-in system

Shelving systems  
Bolted system

Shelving systems  
Office

Wide-span shelving

Pallet racking

Cantilever racking

Shelving systems and  
mezzanine systems

## Wing doors

### For starter and extension shelving

Ideal for the assembly of lockable shelving systems in combination with side and rear walls. Can be combined with accessories from the plug-in system.

Stable doors through integrated reinforcing bearers.

The hinged doors with a height of 1,000 mm can be combined with drawer unit 36269, see page 105, by ordering front panel 32349 at the same time.

- 2 door elements each 500 mm wide
- Turning handle with 3-point locking, incl. 2 keys
- Easy to assemble components
- Retrofitting possible
- RAL 7035 light grey

#### Hinged door for 2,000 mm height

Colour	Height mm	Width mm	Keyed alike		Individually keyed	
RAL 7035 light grey	2,000	1,000	32311	536.12 €	32312	536.12 €

#### Wing door for 1,000 mm height

Colour	Height mm	Width mm	Keyed alike		Individually keyed	
RAL 7035 light grey	1,000	1,000	32313	404.53 €	32314	404.53 €

Front panel	32349	11.31 €				
-------------	-------	---------	--	--	--	--



Complete double door cabinets can be found on page 55.

Shelves with doors must always be secured against tipping (see pages 85, 89)!





Delivery does not include fittings!

## Perforated plate side walls For T-profile frames

- For inserting hooks for perforated walls
- with perforation 5 mm diameter in straight rows
- Incl. 10 bolts M6 x 8
- Galvanised

Colour	Height mm	Depth mm		
Galvanised	1,000	300	22750	24.77 €
		400	22751	40.55 €
		500	22752	46.36 €
		600	22753	59.57 €
		800	22754	65.28 €
		1,000	22755	76.27 €

## Perforated back panels for basic and extension shelving units

- For inserting hooks for perforated walls
- with perforation 5 mm diameter in straight rows
- Incl. rear wall clamps
- Galvanised

	Height mm	Width mm			
		750	1,000		
Galvanised	500	22770	38.83 €	22780	47.52 €
	1,000	22771	62.77 €	22781	68.14 €

## Hooks for perforated plate walls



### Type 1

- Unit 50 items
- For hanging storage of small parts
- Gloss galvanised

Length mm		Items
120	12490	0.89 €



### Type 2

- Unit 50 items
- e.g. for blister packs
- Gloss galvanised

Length mm		Items
140	12491	0.85 €



### Type 3

- Unit 25 items
- For hanging storage of small parts
- Gloss galvanised

Length mm		Items
200	12492	2.84 €


Please note the packaging unit sizes.

**Perforated plate side panels**


**For T-profile outer frames**

- Flush closure with the T-profile frames
- For clearly organised tools and parts storage
- Functional perforated plates for outer frames
- Flexible thanks to 3 combinable heights
- Retrofit assembly possible
- When using the perforated plate side panel, the T-profile frames must be fitted with side elements
- incl. screws / nuts M5 x 25 for fastening
- RAL 7035 light grey, RAL 5010 gentian blue and RAL 3000 fire red

	Height mm	Depth mm									
		300		400		500		600		800	
RAL 7035	1,000	35665	49.38 €	35666	55.98 €	35667	66.41 €	35668	79.33 €	35669	98.58 €
	1,250	35680	57.31 €	35681	65.21 €	35682	77.63 €	35683	92.84 €	35684	117.51 €
	1,300	35672	58.41 €	35673	65.97 €	35674	78.72 €	35675	94.26 €	35676	119.24 €
RAL 5010	1,000	35665-B	50.17 €	35666-B	56.77 €	35667-B	67.20 €	35668-B	80.10 €	35669-B	99.37 €
	1,250	35680-B	58.10 €	35681-B	66.00 €	35682-B	78.41 €	35683-B	93.63 €	35684-B	118.30 €
	1,300	35672-B	59.21 €	35673-B	66.74 €	35674-B	79.51 €	35675-B	95.05 €	35676-B	120.03 €
RAL 3000	1,000	35665-R	50.17 €	35666-R	56.77 €	35667-R	67.20 €	35668-R	80.10 €	35669-R	99.37 €
	1,250	35680-R	58.10 €	35681-R	66.00 €	35682-R	78.41 €	35683-R	93.63 €	35684-R	118.30 €
	1,300	35672-R	59.21 €	35673-R	66.74 €	35674-R	79.51 €	35675-R	95.05 €	35676-R	120.03 €



Also in RAL 3000 fire red available



Flush closure With T-profile frames




Delivery does not include fittings!

**Perforated panel rear walls**

**for basic and extension shelving units**

- Flush closure with the T-profile frames
- For clearly organised tools and parts storage
- incl. screws / nuts M6 x 12 for fastening
- RAL 7035 light grey and RAL 5010 gentian blue

	Height x width mm		
RAL 7035 light grey	500 x 1,000	35690	77.34 €
RAL 5010 gentian blue	500 x 1,000	35690-B	77.34 €



Delivery does not include fittings!



## Wire mesh basket

For hanging in **MULTIplus T-profile frames**

- For shelving with a width of 1,000 mm and depth of 500 mm
- 35 kg load capacity applies to uniformly distributed loads
- Mesh size 27 mm
- Incl. 4 universal supports (art. No. 10337)
- Delivery does not include partition grids
- Gloss galvanised

Width mm	Depth mm	Height mm		
950	500	240	13676 ■	123.90 €



## Partition grids

For wire mesh baskets

- For partitioning the wire mesh baskets
- Mesh size 27 mm
- Gloss galvanised

13677 ■	14.87 €
---------	---------



## Locking bar for oil storage

For bolting on to **MULTIplus T-profile frames**

- 1 locking bar, 2 mounting brackets, incl. bolts
- Easy exchange of the canisters through flap mechanism
- To secure liquid containers, e.g. oil canisters
- For shelving bays with a shelf width of 1,000 mm
- RAL 7035 light grey

Width mm		
1,000	33771 ■	21.58 €



## Spill containment

For oil storage with 500 mm shelf depths

- Can be placed between the T-profile frames
- To collect leaking liquids
- Galvanised

Width mm	Depth mm	Storage capacity litre		
950	650	30	14997 ■	124.91 €



**Bulk goods trays**

**For MULTIplus shelves**

- Bulk goods trays comprising: front and rear strip, 2 side parts (without dividers)
- For the storage of small parts and bulk goods
- Bulk goods trays are placed on the shelves
- Height front 100 mm, rear 200 mm
- Option of inserting additional dividers for optimal partitioning of the bulk goods
- Can be partitioned in increments of 50 mm
- At least 1 divider required for each bulk goods tray
- Galvanised



Depth mm		300	400	500	600	800
Galvanised	Width mm					
	750		16220-750 ■	16221-750 ■	16222-750 ■	16223-750 ■
		37.45 €	38.01 €	38.61 €	39.23 €	43.03 €
1,000		16220 ■	16221 ■	16222 ■	16223 ■	16224 ■
		40.31 €	40.88 €	41.47 €	42.09 €	45.90 €
1,300		16220-130 ■	16221-130 ■	16222-130 ■	16223-130 ■	16224-130 ■
		47.93 €	48.49 €	49.09 €	49.71 €	53.51 €

**Component parts for bulk goods trays**

**For partitioning bulk goods trays**


- For optimal partitioning of the bulk goods
- Height front 100 mm, rear 200 mm
- Galvanised

Divider			
Depth mm			
Galvanised	300	16220-A ■	7.57 €
	400	16221-A ■	7.84 €
	500	16222-A ■	8.14 €
	600	16223-A ■	8.39 €
	800	16225-A ■	12.71 €

Front bar, 100 mm high			
Width mm			
Galvanised	750	16220-V-750 ■	15.05 €
	1,000	16220-V ■	16.26 €
	1,300	16220-V-130 ■	20.96 €

Rear bar, height of 200 mm			
Width mm			
Galvanised	750	16220-H-750 ■	14.89 €
	1,000	16220-H ■	16.55 €
	1,300	16220-H-130 ■	19.46 €

Side part, height of 200 mm			
Depth mm			
Galvanised	300	16220-S ■	3.75 €
	400	16221-S ■	4.03 €
	500	16222-S ■	4.33 €
	600	16223-S ■	4.64 €
	800	16224-S ■	6.54 €



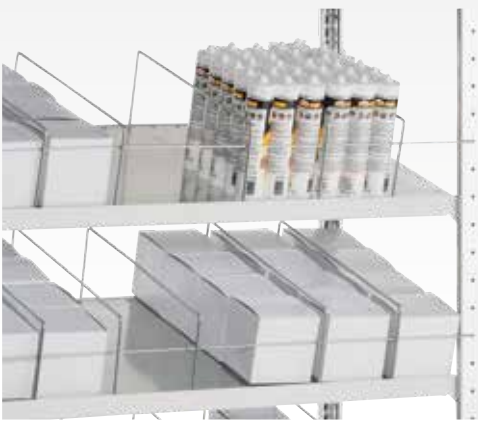


## Holders for threaded bars

To attach to the side of the **MULTIplus T-profile frames**

- For storing long goods, e.g. threaded bars, profiles, bars
- For bolting on to the T-profile frames
- Comprising upper and lower part, incl. bolts
- RAL 7035 light grey

For shelves with depths mm	Number of bays	Width of the bays mm		
400	5	75	33770-400 ■	35.25 €
500	6	78	33770-500 ■	39.49 €
600	7	80	33770-600 ■	41.61 €
800	10	74.5	33770-800 ■	47.65 €



## Wire dividers and anti-tip devices

For perforation system of the sloping shelves **MULTIplus150**

- Wire divider for partitioning shelves, height of 150 mm
- Anti-tip device to prevent the goods falling out at the front
- Gloss galvanised

Wire divider, depth of 400 mm	13771-400 ■	2.91 €
Wire divider, depth of 500 mm	13771-500 ■	3.58 €
Wire divider, depth of 600 mm	13771-600 ■	4.34 €
Wire divider, depth of 800 mm	13771-800 ■	5.80 €
Anti-tip device, width of 750 mm	13772-75 ■	2.34 €
Anti-tip device, width of 1,000 mm	13772-100 ■	2.98 €
Anti-tip device, width of 1,300 mm	13772-130 ■	3.86 €



## Partition and side guides

For kanban shelving with **MULTIplus150 shelves**

- Divider guides for partitioning the shelves, height of 25 mm
- Side guides to prevent the goods falling out at the side
- Divider guides gloss galvanised, side guides galvanised

Divider guides			
400 mm	500 mm	600 mm	800 mm
10366-25 ■	10367-25 ■	10368-25 ■	10369-25 ■
3.34 €	3.50 €	3.60 €	3.95 €

Side guides			
400 mm	500 mm	600 mm	800 mm
10380-25 ■	10381-25 ■	10382-25 ■	10383-25 ■
1.73 €	2.16 €	2.36 €	2.76 €



## End wall border

To attach to the side of the **MULTIplus T-profile frames**

- Prevents the goods falling out at the side
- Incl. 2 bolts M6 x 12
- RAL 7035 light grey

	Length mm	Height mm		
RAL 7035 light grey	300	39	30470 ■	3.31 €
	350		30470-A ■	3.44 €
	400		30471 ■	3.57 €
	500		30472 ■	3.88 €
	600		30473 ■	4.19 €

## Shelving drawers

For installing in the **MULTIplus plug-in shelving system**

- 1,000 mm shelf width, suitable for the plug-in system
- Telescopic drawer slide with 100% extension of the drawers
- 70 kg load capacity with a uniformly distributed load
- Handle strip with inscription label and transparent protective sheet
- Drawer open at the top (a shelf is suitable as the top cover)
- Internal dimensions of the drawer: 856 x 425 x 80 mm (WxDxH)
- Partitioning sets with slotted bays can be found on page 107
- RAL 7035 light grey



Shelf drawer, single  
Shelf as top cover optional



Shelf drawer, set of 3  
Shelf as top cover optional

### Shelf drawer, single

Height mm	Width mm	Depth mm		
100	1,000	500	25015 ■	263.80 €

### Shelf drawer, set of 3

Height mm	Width mm	Depth mm		
300	1,000	500	25016 ■	765.38 €

NOTE:

Shelving units with drawers must always be secured against tipping.

## Pull-out shelves

for fitting in **MULTIplus plug-in system shelves**

- ball bearing telescopic extension with 70 kg load capacity
- 300 mm depth fully extended
- 400 / 500 / 600 mm depth extending 88 %
- Extension shelf with 40 mm edge and 3-fold edging
- Galvanised and RAL 7035 light grey



Width mm	Depth mm	Galvanised		RAL 7035 light grey	
1,000	300	12719 ■	124.34 €	32723 ■	134.90 €
1,000	400	12716 ■	131.63 €	37726 ■	144.39 €
1,000	500	12718 ■	139.06 €	32721 ■	157.43 €
1,000	600	12717 ■	149.43 €	37727 ■	166.44 €

## Clothes rails

For installing in the **MULTIplus plug-in shelving system**

- For hanging professional and safety work wear
- Incl. brackets and bolts
- Reinforced clothes rails on request
- Oval pipe: 30 x 15 mm
- Gloss galvanised

Length mm	Load capacity		
750	50	12711-75 ■	25.18 €
1,000	45	12711 ■	25.33 €
1,300	40	12711-130 ■	25.49 €

Additional charge for perforated side elements for attaching the clothes rail €0.92.  
Add G to the article number! Suitable depth ledgers can be found on page 81.







## Universal profile sets for fitting in MULTIplus Plug-in shelving systems

- **Set consisting of:**  
2 depth angles incl. 4 shelf supports  
1 universal profile with anti-slip protection
- Universal profile for up to 9 partitioning pipes in a 100 mm grid
- Ideal for storing upright goods
- Height can be adjusted in increments of 25 mm
- galvanised

### Universal profile set, shelf width 1,000 mm

Depth mm	400		500		600		800		1,000	
Set	14070	44.32 €	14071	44.91 €	14072	46.90 €	14073	49.14 €	14074	51.11 €
Depth angle	13924	8.25 €	13925	8.54 €	13926	9.54 €	13927	10.65 €	13928	11.64 €

Universal profile 1,000 mm length	13968	33.50 €
Shelf support	39250	0.48 €

- Partitioning pipes with soft foam covering  
Ø 36 mm incl. end cap
- 5 kg leaning load per partition tube

### Partitioning tubing

Partitioning pipe 300 mm length	14045	6.74 €
Partitioning pipe 400 mm length	14046	7.83 €
Partitioning pipe 500 mm length	14047	8.89 €



## Hanger sets for fitting in MULTIplus Plug-in shelving systems

- **Set consisting of:**  
2 depth brackets incl. 4 shelf supports  
1 round tube suspension device incl. fastening
- Round pipe Ø 30 mm
- Ideal for storing hanging goods up to 50 kg
- Height can be adjusted in increments of 25 mm
- Galvanised

### Shelf width 750 mm

Depth mm	400		500		600		800		1,000	
	14113	35.62 €	14114	36.38 €	14118	38.97 €	14119	41.88 €	14120	44.44 €

### Shelf width 1,000 mm

Depth mm	400		500		600		800		1,000	
	14121	36.08 €	14122	36.84 €	14123	39.44 €	14124	42.34 €	14125	44.91 €

### Shelf width 1,300 mm

Depth mm	400		500		600		800		1,000	
	14126	37.51 €	14127	38.27 €	14128	40.86 €	14129	43.77 €	14131	46.33 €

**Scanner rails**  
for **MULTIplus shelves**

- Self adhesive, transparent

for width mm	Total height mm	Insertion height mm		€/ item
750	21	18	13694-A	2.58 €
750	33	30	13688-A	2.82 €
750	37	35	13669-A	2.89 €
1,000	21	18	13694	3.39 €
1,000	33	30	13688	3.70 €
1,000	37	35	13669	3.74 €
1,300	21	18	13694-B	4.43 €
1,300	33	30	13688-B	4.78 €
1,300	37	35	13669-B	4.84 €




**Magnetic signs**  
for shelves, T-profiles etc.

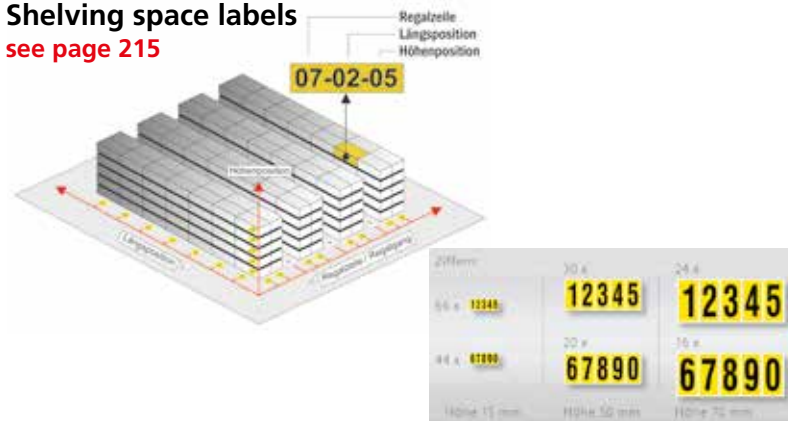
- For labelling steel shelving
- Flexible and reusable
- Permanent magnetic, with white surface

Individual label				
Width mm	Height mm	UNIT QTY.		€/ UNIT
80	25	50	13700	28.15 €
100	30	50	13685	30.03 €
150	50	50	13701	59.11 €

Rolled goods				
Length m	Height mm	UNIT roll		€/ roll
10	25	1	13632	68.25 €
10	30	1	13633	81.75 €
10	50	1	13634	115.87 €
10	80	1	13635	165.64 €



**Shelving space labels**  
see page 215



**Shelving row labels**  
see page 215



**Shelving panel**  
For labelling shelving

- Can be inserted in the MULTIplus T-profiles
- 1,000 x 200 mm
- RAL 7035 light grey

**For single shelvings**

32559 ■ 27.08 €

**For rows of shelving**

left	32559-L	27.08 €	
centre	32559-M	27.08 €	
right	32559-R	27.08 €	

**Load capacity labels**  
DIN A4 or DIN A3

- Customised according to the facility specifications
- Printed on rigid-foam panels
- Mounting with springs
- according to DIN EN 15635



Format		
DIN A4	13710	53.67 €
DIN A3	13711	68.30 €

## » Drawer units

Ideal workplace addition for storage of small parts

Shelving systems  
Plug-in system

Shelving systems  
Bolted system

Shelving systems  
Office

Wide-span shelving

Pallet racking

Cantilever racking

Shelving systems and  
mezzanine systems

**Ribbed rubber**  
für Schubladenblöcke optional



### For plug-in shelving systems or freestanding

- Welded steel construction
- Handle strip with labelling field and cover foil
- Drawers with single pull-out stop
- 70 kg load capacity per drawer with evenly distributed load
- Division of the stored goods by drawer dividers and dividers optionally available
- safe storage through central locking
- Special drawer unit for combining with wing doors 1,000 mm

#### Planning

- Freestanding or integrated into the SCHULTE Lagertechnik plug-in system.
- Drawer units must be installed when the shelves are assembled.  
**For subsequent installation is the partial disassembly of the existing shelves is necessary!**

#### Safety

- Freestanding drawer units and shelves with drawer units must be **secured against tipping.**
- Single pull-out stop
- Roller guide rails, extendable up to 90 %
- Drawers with end stop

#### Assembly measurements

- Drawer base:**  
856 x 425 mm
- Aluminium handle strip:**  
800 mm wide
- Total height of the drawer unit:**  
Sum of drawer heights  
+ 100 mm cabinet height

All prices without fitting. The tables show ordering examples. Other dimensions and versions on request.



**Drawer units**  
for Plug-in shelving systems  
or freestanding

**New colour combinations**

Example colours



**Drawer units**

Drawer model	Number and height of the drawers	Height mm	Width mm	Depth mm	Frame: RAL 7035 light grey		Frame: RAL 7035 light grey		Frame: RAL 7035 light grey	
					Drawers: RAL 7035 light grey		Drawers: RAL 9005 deep black		Drawers: RAL 5010 gentian blue	
	5 x 100 mm	600	1,000	500	36265 □	1,049.23 €	36315 □	1,049.23 €	36284 □	1,049.23 €
	5 x 200 mm				36266 □	1,152.07 €	36316 □	1,152.07 €	36285 □	1,152.07 €
	4 x 100 mm 3 x 200 mm	1,100			36267 ■	1,401.48 €	36317 □	1,401.48 €	36286 □	1,401.48 €
	10 x 100 mm				36268 □	1,775.60 €	36318 □	1,775.60 €	36287 □	1,775.60 €

**Our top seller: Combi drawer unit**

Ideal for combination with shelves 2,000 mm high and wing doors 1,000 mm

	2 x 100 mm 3 x 200 mm	900	1,000	500	36269 ■	1,039.53 €	36319 ■	1,039.53 €	36288 □	1,039.53 €
--	--------------------------	-----	-------	-----	---------	------------	---------	------------	---------	------------

Ribbed rubber 16224-500 ■ 13.95 €

**Drawer cabinet shelf** **NEW**

lockable with wing door

- 3 **MULTIplus150** shelves
- 1 drawer unit (Art.-Nr. 36269)  
Drawers: 2 x 100 mm and 3 x 200 mm Height, with centre lock
- 1 Wing door 1.000 mm Height, incl. 3-point locking, keyed alike
- 1 rear wall und 2 side walls
- Bracing by cross brace
- T-profile frame, shelves, Drawer unit, Wing door in RAL 7035 light grey

Height mm	Width mm	Depth mm	Load capacity kg	Starter unit
2.000	1.000	500	150	22615 ■ 1,786.73 €



All prices without fitting.

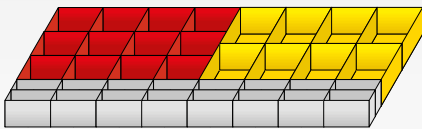
■ 5 days from warehouse · ■ 2 weeks ready for dispatch · □ 5-6 weeks ready for dispatch



## Insert boxes

### For partitioning drawers

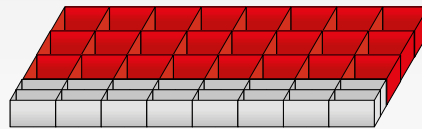
- Can be taken out individually
- Boxes 63 mm high
- For drawers with 100 mm height
- Made of high-impact-proof polystyrene
- Organised into colours (grey, red, yellow)



### Insert boxes set 1 for drawers

Quantity	W x D x H	Colour
8	108 x 162 x 63 mm	yellow
12	108 x 108 x 63 mm	red
16	108 x 49 x 63 mm	grey

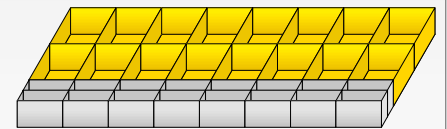
Insert boxes set 1	25047	83.28 €
--------------------	-------	---------



### Insert boxes set 2 for drawers

Quantity	W x D x H	Colour
24	108 x 108 x 63 mm	red
16	108 x 49 x 63 mm	grey

Insert boxes set 2	25048	91.84 €
--------------------	-------	---------



### Insert boxes set 3 for drawers

Quantity	W x D x H	Colour
16	108 x 162 x 63 mm	yellow
16	108 x 49 x 63 mm	grey

Insert boxes set 3	25049	74.72 €
--------------------	-------	---------



For optimal utilisation of the drawers, all slotted bays must total 856 mm.

**Example:** 2 slotted trays each 214 mm wide  
+ 3 slotted trays each 107 mm wide  
+ 2 slotted trays each 53 mm wide  
= 856 mm Total width



## Slotted bays

### For partitioning drawers

- slotted bays for optimal storage of small parts
- Slot spacing 10 mm
- Galvanised

Height mm	Width mm	Depth mm		
70	53	425	16210	18.36 €
70	107	425	16211	18.82 €
70	214	425	16212	20.01 €
115	53	425	16208	19.07 €
115	107	425	16213	19.82 €
115	214	425	16214	21.21 €



## Separators

### for partitioning the slotted bays

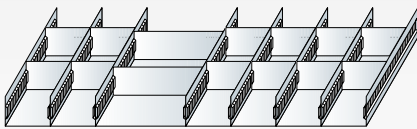
- Aluminium

For height mm	For width mm		
70	53	16215	1.50 €
70	107	16216	2.26 €
70	214	16217	3.71 €
115	53	16209	2.55 €
115	107	16218	3.85 €
115	214	16219	5.25 €

## Slotted bays

### For partitioning drawers

- Slotted bays each with 425 mm depth
- For drawers with 100 mm and 200 mm height
- Variable partitioning possible
- Slot spacing 10 mm
- Slotted bays galvanised
- Separators aluminium

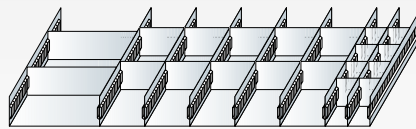


### Slotted bays set 1 for drawers 100 mm height

1 slotted bay 214 x 70 mm  
with 2 separators

6 slotted bays 107 x 70 mm  
each with 2 separators

Slotted bays set 1    25050 ■    167.41 €



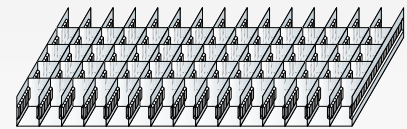
### Slotted bays set 2 for drawers 100 mm height

1 slotted bay 214 x 70 mm  
with 2 separators

5 slotted bays 107 x 70 mm  
each with 2 separators

2 slotted bays 53 x 70 mm  
each with 4 separators

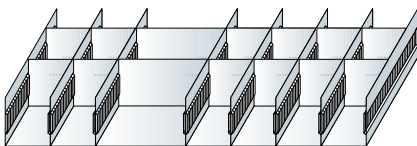
Slotted bays set 2    25051 ■    186.79 €



### Slotted bays set 3 for drawers 100 mm height

15 slotted bays 53 x 70 mm  
each with 4 separators

Slotted bays set 3    25052 ■    389.52 €

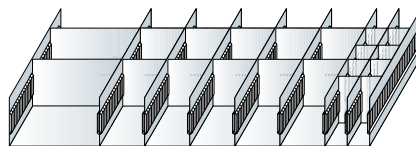


### Slotted bays set 4 for drawers 200 mm height

1 slotted bay 214 x 115 mm  
with 2 separators

6 slotted bays 107 x 115 mm  
each with 2 separators

Slotted bays set 4    25060 ■    196.82 €



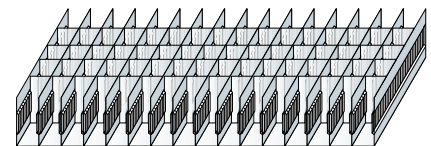
### Slotted bays set 5 for drawers 200 mm height

1 slotted bay 214 x 115 mm  
with 2 dividers

5 slotted bays 107 x 115 mm  
each with 2 dividers

2 slotted bays 53 x 115 mm  
each with 4 separators

Slotted bays set 5    25061 ■    234.85 €



### Slotted bays set 6 for drawers 200 mm height

15 slotted bays 53 x 115 mm  
each with 4 separators

Slotted bays set 6    25062 ■    468.51 €



# » Boxes and containers

For organised storage of small parts

Shelving systems  
Plug-in system

Shelving systems  
Bolted system

Shelving systems  
Office

Wide-span shelving

Pallet racking

Cantilever racking

Shelving systems and  
mezzanine systems



The image depicts example fitting with picking containers.

## Picking containers

made of polypropylene

- For organised and systematic storage of small parts
- The stacking edge on all sides enables secure stacking to save space
- Option of using on conveyor belts and roller conveyors
- Optimal utilisation of the volume and easy to clean thanks to the smooth inner walls
- Stable through reinforced opening and closing recesses on the handle opening
- Model A, B and C with rear recessed grip
- Resistant to oils, the majority of acids and alkali
- Temperature-resistant from -20 °C to +80 °C
- Environmentally friendly, can be completely recycled and food safe
- Integrated label holder



Shelving systems  
Plug-in system

Shelving systems  
Bolted system

Shelving systems  
Office

Wide-span shelving

Pallet racking

Cantilever racking

Shelving systems and  
mezzanine systems

Model	External dimension L x W x H mm	Inner dimension L x W x H mm	UNIT	blue		red		green		yellow		grey	
				Price / items	Price / items	Price / items	Price / items	Price / items	Price / items	Price / items	Price / items		
A	500 x 315 x 200	432 x 273 x 185	8	20200 ■ 20.44 €	20201 ■ 20.44 €	20202 ■ 20.44 €	20203 ■ 20.44 €	20204 ■ 20.44 €	20205 ■ 17.74 €	20206 ■ 17.75 €	20207 ■ 17.75 €	20208 ■ 17.75 €	20209 ■ 17.75 €
B	500 x 315 x 150	432 x 273 x 135	10	20210 ■ 12.51 €	20211 ■ 12.51 €	20212 ■ 12.51 €	20213 ■ 12.51 €	20214 ■ 12.51 €	20215 ■ 10.29 €	20216 ■ 10.30 €	20217 ■ 10.30 €	20218 ■ 10.30 €	20219 ■ 10.30 €
C	345 x 213 x 200	280 x 179 x 185	10	20220 ■ 7.70 €	20221 ■ 7.70 €	20222 ■ 7.70 €	20223 ■ 7.70 €	20224 ■ 7.70 €	20225 ■ 5.70 €	20226 ■ 5.70 €	20227 ■ 5.70 €	20228 ■ 5.70 €	20229 ■ 5.70 €
D	330 x 213 x 150	280 x 179 x 137	10	20230 ■ 2.68 €	20231 ■ 2.68 €	20232 ■ 2.68 €	20233 ■ 2.68 €	20234 ■ 2.68 €	20235 ■ 1.21 €	20236 ■ 1.21 €	20237 ■ 1.21 €	20238 ■ 1.21 €	20239 ■ 1.21 €
E	290 x 150 x 125	254 x 122 x 113	25										
F	230 x 150 x 125	194 x 122 x 113	25										
G	164 x 105 x 75	135 x 85 x 62	25										
H	89 x 102 x 50	70 x 87 x 43	50										

All prices are per item. Only available in packaging units. Example Part No. 20200: PU 8 x 22.55 € = 180.40 € complete price.

### Front flaps for picking containers



for model		
A	13506 ■	10.95 €
B	13507 ■	10.00 €
C	13508 ■	8.40 €
D	13509 ■	6.93 €
F	13511 ■	3.03 €

### Labels suitable for label insertion



- Labels are supplied on perforated sheets

for model	Labels per sheet		
A-F	24	13496 ■	6.54 €
G	60	13497 ■	16.27 €

All prices without fitting. The tables show ordering examples. Other dimensions and versions on request.

■ 2 weeks ready for dispatch



## Shelving containers

made of polypropylene

- Optimised extremely stable bases
- Optimised utilisation of the depth of the shelf
- For organised and systematic storage of small parts in shelves
- Optional use of dividers
- With label holder
- Food safe

All prices are per item. Only available in packaging units.  
Example Part No. 36000-VKB: PU 16 x 4.85 € = 77.60 € complete price.  
Also see complete shelving units page 56-57.

Depth mm	Width mm	Height mm	Colour	blue		red		green		grey	
				UNIT	Price / item	UNIT	Price / item	UNIT	Price / item	UNIT	Price / item
300	93	83	16	36000-VKB	4.85 €	36001-VKB	4.85 €	36002-VKB	4.85 €	36004-VKB	4.85 €
	152		10	36010-VKB	5.71 €	36011-VKB	5.71 €	36012-VKB	5.71 €	36014-VKB	5.71 €
	186		8	36020-VKB	7.06 €	36021-VKB	7.06 €	36022-VKB	7.06 €	36024-VKB	7.06 €
400	93		16	36030-VKB	6.10 €	36031-VKB	6.10 €	36032-VKB	6.10 €	36034-VKB	6.10 €
	152		10	36040-VKB	7.19 €	36041-VKB	7.19 €	36042-VKB	7.19 €	36044-VKB	7.19 €
	186		8	36050-VKB	8.09 €	36051-VKB	8.09 €	36052-VKB	8.09 €	36054-VKB	8.09 €
500	93		16	36060-VKB	8.61 €	36061-VKB	8.61 €	36062-VKB	8.61 €	36064-VKB	8.61 €
	152		10	36070-VKB	15.30 €	36071-VKB	15.30 €	36072-VKB	15.30 €	36074-VKB	15.30 €
	186		8	36080-VKB	11.77 €	36081-VKB	11.77 €	36082-VKB	11.77 €	36084-VKB	11.77 €
600	93	16	36090-VKB	11.70 €	36091-VKB	11.70 €	36092-VKB	11.70 €	36094-VKB	11.70 €	
	152	10	36100-VKB	15.28 €	36101-VKB	15.28 €	36102-VKB	15.28 €	36104-VKB	15.28 €	
	186	8	36110-VKB	16.71 €	36111-VKB	16.71 €	36112-VKB	16.71 €	36114-VKB	16.71 €	



Dividers 93 mm



Dividers 152 mm



Dividers 186 mm

Partitioning options:  
Up to 3 dividers (4 bays) at a depth of 300 mm  
Up to 4 dividers (5 bays) at a depth of 400 mm depth  
Up to 5 dividers (6 bays) at a depth of 500 mm  
Up to 6 dividers (7 bays) at a depth of 600 mm

## Dividers

for shelving containers

- For variable partitioning of the shelving containers in the bays
- With label holder
- Snap-in
- Fully transparent

for width mm	UNIT	Price / item
93	25	36095-VKB 1.21 €
152	25	36093-VKB 1.34 €
186	25	36096-VKB 1.60 €



## Labels

for shelving containers

- Cut to fit in three widths
- Can be written and printed on
- Made of white paper and transparent plastic as protection

for width mm	Paper, white		Plastic, transparent	
	UNIT	Price / items	UNIT	Price / item
93	36091	0.43 €	36092	0.61 €
152	36094	0.74 €	36095	0.63 €
186	36097	0.91 €	36098	0.99 €



## Euro stacking boxes

made of polypropylene

- Conforms to Euro pallet dimensions
- High load capacity of up to 80 kg
- Optimised side panel design and stable ribbed base
- With handholds on the narrow sides (from box heights of 210 mm)
- Suitable for roller conveyors
- Label holders on all four sides
- Temperature resistant from -20 °C to +80 °C
- nResistant to oils, fats as well as the majority of acids and alkali
- Food safe and easy to clean
- Can be completely recycled

Colour			blue	red	grey
Depth mm	Width mm	Height mm	Price / item	Price / item	Price / item
300	200	120	20400 ■ 12.60 €	20401 ■ 12.60 €	20402 ■ 12.60 €
400	300	120	20403 ■ 23.03 €	20404 ■ 23.03 €	20405 ■ 23.03 €
400	300	145	20460 ■ 24.41 €	20461 ■ 24.41 €	20462 ■ 24.41 €
400	300	175	20406 ■ 25.58 €	20407 ■ 25.58 €	20408 ■ 25.58 €
400	300	210	20409 ■ 28.61 €	20410 ■ 28.61 €	20411 ■ 28.61 €
400	300	270	20412 ■ 33.16 €	20413 ■ 33.16 €	20414 ■ 33.16 €
400	300	320	20470 ■ 35.49 €	20471 ■ 35.49 €	20472 ■ 35.49 €
600	400	120	20415 ■ 34.11 €	20416 ■ 34.11 €	20417 ■ 34.11 €
600	400	145	20480 ■ 37.35 €	20481 ■ 37.35 €	20482 ■ 37.35 €
600	400	175	20418 ■ 40.51 €	20419 ■ 40.51 €	20420 ■ 40.51 €
600	400	210	20421 ■ 43.54 €	20422 ■ 43.54 €	20423 ■ 43.54 €
600	400	270	20424 ■ 48.65 €	20425 ■ 48.65 €	20426 ■ 48.65 €
600	400	320	20427 ■ 58.22 €	20428 ■ 58.22 €	20429 ■ 58.22 €
600	400	420	20430 ■ 67.44 €	20431 ■ 67.44 €	20432 ■ 67.44 €



Shelving systems  
Plug-in system

Shelving systems  
Bolted system

Shelving systems  
Office

Wide-span shelving

Pallet racking

Cantilever racking

Shelving systems and  
mezzanine systems

### Hinged lid with hinges

- Made of polypropylene
- Black



Depth mm	Width mm		
300	200	20439 ■	8.79 €
400	300	20440 ■	15.24 €
600	400	20441 ■	23.03 €

\*Box not included in delivery!

### Removable lid for Euro-stacking boxes

- Made of polypropylene
- Black



Depth mm	Width mm		
300	200	20444 ■	5.76 €
400	300	20445 ■	7.19 €
600	400	20446 ■	13.94 €

### Compartment divider for partitioning the boxes

- Individually adjustable lengths
- Made of polypropylene, anthracite



Measurements L x H mm	Suitable from a box height of mm		
1.150 x 80	120	20450 ■	19.26 €
1.150 x 100	175	20451 ■	20.13 €
1.150 x 120	175	20452 ■	21.94 €
1.150 x 180	270	20453 ■	27.61 €



### Labels for Euro-stacking boxes

- Paper, white



W x H mm	for box heights		Price / item
210 x 45	bis 210 mm	20454 ■	0.39 €
210 x 60	ab 210 mm	20455 ■	0.39 €
210 x 74	ab 270 mm	20456 ■	0.43 €

# » Aluminium Ladders

for safe operations at the shelving units

SCHULTE Lagertechnik provides a wide range of aluminium ladder models to ensure safe access to the upper shelf levels. Whether mobile with rollers or firmly fixed to the shelving unit, all our ladders are easy to use and extremely stable. All ladders feature ribbed steps for a high degree of anti-slip safety.





### Aluminium step ladders

**Single-sided access, with rollers**

- High degree of anti-slip safety with 80-mm deep, ribbed steps
- permanent step/beam connection
- safe stand due to 4 self-locking spring rollers, diameter 80 mm
- Load capacity per step 150 kg
- Rigid connection through metal stays on both sides, which can be released
- optimised ladder-joint 'safe-cap'
- 6-fold riveting and higher wall thickness for even more stability and durability of the ladder
- non-slip nivello®-ladder shoes
- Ladder widths from 620 to 800 mm, step distance 235 mm
- Ladder inclination 20°

Working heights up to approx. m	2.75	3.00	3.25	3.50	3.75	4.00	4.25
Platform height m	0.70	0.93	1.17	1.40	1.64	1.87	2.11
Width mm	620	650	680	700	740	770	800
Number of steps	3	4	5	6	7	8	9
Article No.	34893 ■	34894 ■	34895 ■	34896 ■	34897 ■	34898 ■	34899 ■
Price	718.16 €	789.32 €	830.69 €	910.11 €	1,047.46 €	1,007.03 €	1,168.26 €

All prices without fitting. The tables show ordering examples. Other dimensions and versions on request.

■ 2 weeks ready for dispatch

## Aluminium platform ladders

### Double-sided access, with rollers

- For easy removal of the goods from the shelving
- Stable rectangular aluminium tubing side beams
- Load capacity per step 150 kg
- Size of the platform 600 x 800 mm
- 200 mm deep, ribbed steps
- complete with railing on both sides, foot and knee rail
- 4 self-locking guide rollers Ø 125 mm, 2 fitted with locking devices
- Handrail not included in delivery

Working heights up to approx. m	2.70	3.00	3.20	3.50	3.70	3.90
Height of platform not including railing m	0.72	0.96	1.20	1.44	1.68	1.92
Surface area W x D m	0.77 x 1.51	0.82 x 1.79	0.88 x 2.07	0.94 x 2.35	1.00 x 2.62	1.06 x 2.90
Required aisle width mm	1,020	1,070	1,130	1,190	1,250	1,310
Number of steps incl. platform	3	4	5	6	7	8
Article No.	34877 ■	34878 ■	34879 ■	34880 ■	34881 ■	34882 ■
Price	1,815.27 €	1,911.24 €	2,108.16 €	2,268.67 €	2,467.24 €	2,659.19 €

### Handrail

Handrail on the steps, optionally right or left, for 3 steps	34883	244.90 €
Handrail on the steps, optionally right or left, for 4-6 steps	34884	244.90 €
Handrail on the steps, optionally right or left, for 7-8 steps	34885	244.90 €



**Hint:** In accordance with BGI 637, from a platform height of 1m handrails on both sides are required. Please order mandatory accessories.

## Aluminium platform ladders

### Single-sided access, with rollers

- For easy removal of the goods from the shelving
- Stable rectangular aluminium tubing side beams
- Load capacity per step 150 kg
- Size of the platform 600 x 800 mm
- 200 mm deep, ribbed steps
- complete with railing on three sides, foot and knee rail
- 4 self-locking guide rollers Ø 125 mm, 2 fitted with locking devices
- Handrail not included in delivery

Working heights up to approx. m	2.70	3.00	3.20	3.50	3.70	3.90
Height of platform not including railing m	0.72	0.96	1.20	1.44	1.68	1.92
Surface area W x D m	0.77 x 1.24	0.82 x 1.41	0.88 x 1.58	0.94 x 1.75	1.00 x 1.92	1.06 x 2.09
Required aisle width mm	1,020	1,070	1,130	1,190	1,250	1,310
Number of steps incl. platform	3	4	5	6	7	8
Article No.	34867 ■	34868 ■	34869 ■	34870 ■	34871 ■	34872 ■
Price	1,720.94 €	1,800.37 €	1,899.66 €	1,997.29 €	2,093.26 €	2,217.37 €

### Handrail

Handrail on the steps, optionally right or left, for 3 steps	34874 ■	122.45 €
Handrail on the steps, optionally right or left, for 4-6 steps	34875 ■	122.45 €
Handrail on the steps, optionally right or left, for 7-8 steps	34876 ■	122.45 €



**Hint:** In accordance with BGI 637, from a platform height of 1m handrails on both sides are required. Please order mandatory accessories.





## Aluminium shelf ladders

### Hook-in

- High degree of anti-slip safety with 80-mm deep, ribbed steps
- Load capacity per step 150 kg
- permanent step/beam connection
- non-slip ladder shoes
- upper end with 2 hooks each for placing and standing, diameter 35 mm
- Ladder width 420 mm, step distance 235 mm
- Ladder inclination 20°

Working heights up to approx. m	2.80	3.30	3.80	4.30	4.80	5.30	5.80
Ladder length total m	1.69	2.19	2.69	3.19	3.69	4.19	4.69
Vertical hanging height m	1.58	2.05	2.52	2.99	3.46	3.93	4.40
Projection m	0.58	0.75	0.92	1.09	1.26	1.43	1.60
Number of steps	6	8	10	12	14	16	18
Article No.	34800 ■	34801 ■	34802 ■	34803 ■	34804 ■	34805 ■	34806 ■
Price	501.39 €	577.51 €	655.28 €	726.44 €	814.14 €	895.22 €	1.004.44 €



## Aluminium shelf ladders

### Mobile

- High degree of anti-slip safety with 80-mm deep, ribbed steps
- Load capacity per step 150 kg
- permanent step/beam connection
- Stable thanks to 2 self-locking brake rollers for heavy loads, diameter 80 mm
- Quiet travel carriage at the upper end
- Ladder can be disengaged vertically \*on the shelving
- Ladder width 420 mm, step distance 235 mm
- Ladder inclination 20°

Working heights up to approx. m	2.80	3.30	3.80	4.30	4.80	5.30	5.80
Vertical hanging height m	1.92	2.39	2.86	3.33	3.80	4.27	4.74
Projection m	0.78	0.95	1.12	1.29	1.46	1.63	1.80
Number of steps	6	8	10	12	14	16	18
Article No.	34853 ■	34854 ■	34855 ■	34856 ■	34857 ■	34858 ■	34859 ■
Price	1.067.32 €	1.135.16 €	1.212.93 €	1.280.78 €	1.375.10 €	1.471.08 €	1.563.74 €



**Aluminium shelving ladder, moveable laterally**  
**Mobile, for double shelving units**

- High degree of anti-slip safety with 80-mm deep, ribbed steps
- Load capacity per step 150 kg
- permanent step/beam connection
- Stable thanks to 2 self-locking brake rollers for heavy loads, diameter 80 mm
- For maximum aisle widths 1,600 mm
- Fluctuations in widths of up to 20 mm compensated by the running mechanism
- Ladder width 400 mm, step distance 235 mm
- Ladder inclination 20°



Working heights up to approx. m	2.65	2.88	3.12	3.35	3.59	3.82	4.06
Vertical hanging height m	1.50	1.73	1.97	2.20	2.44	2.67	2.91
Projection m	0.66	0.75	0.83	0.92	1.01	1.09	1.18
Number of steps	6	7	8	9	10	11	12
Article No.	34860-N ■	34861-N ■	34862-N ■	34863-N ■	34864-N ■	34865-N ■	34866-N ■
Price	1,388.34 €	1,461.15 €	1,540.58 €	1,629.93 €	1,725.91 €	1,800.37 €	1,993.98 €



When ordering, please supply vertical rail height, aisle width and aisle length!



**Aluminium tubing**  
**up to 1,000 mm bay width**

- Ø 30 mm, length 3,000 mm
- Individually adjustable length

Aluminium tubing Ø 30 mm, length 3,000 mm	34814 ■	87.70 €
Aluminium tubing Ø 30 mm, length 3,000 mm, anodised	34815 ■	92.67 €

**Steel tubing**

**For 1,300 mm bay widths**

- Ø 30 mm, length 3,000 mm
- Individually adjustable length



Steel tubing Ø 30 mm, length 3,000 mm	34841 ■	87.70 €
---------------------------------------	---------	---------



**Mount with end stop**  
**with rubber stop**

- As an end element of a rail system

Mount with end stop right (incl. fixing material)	34817 ■	59.66 €
Mount with end stop left (incl. fixing material)	34818 ■	59.66 €

**Intermediate mount**

**for aluminium and steel tubing**

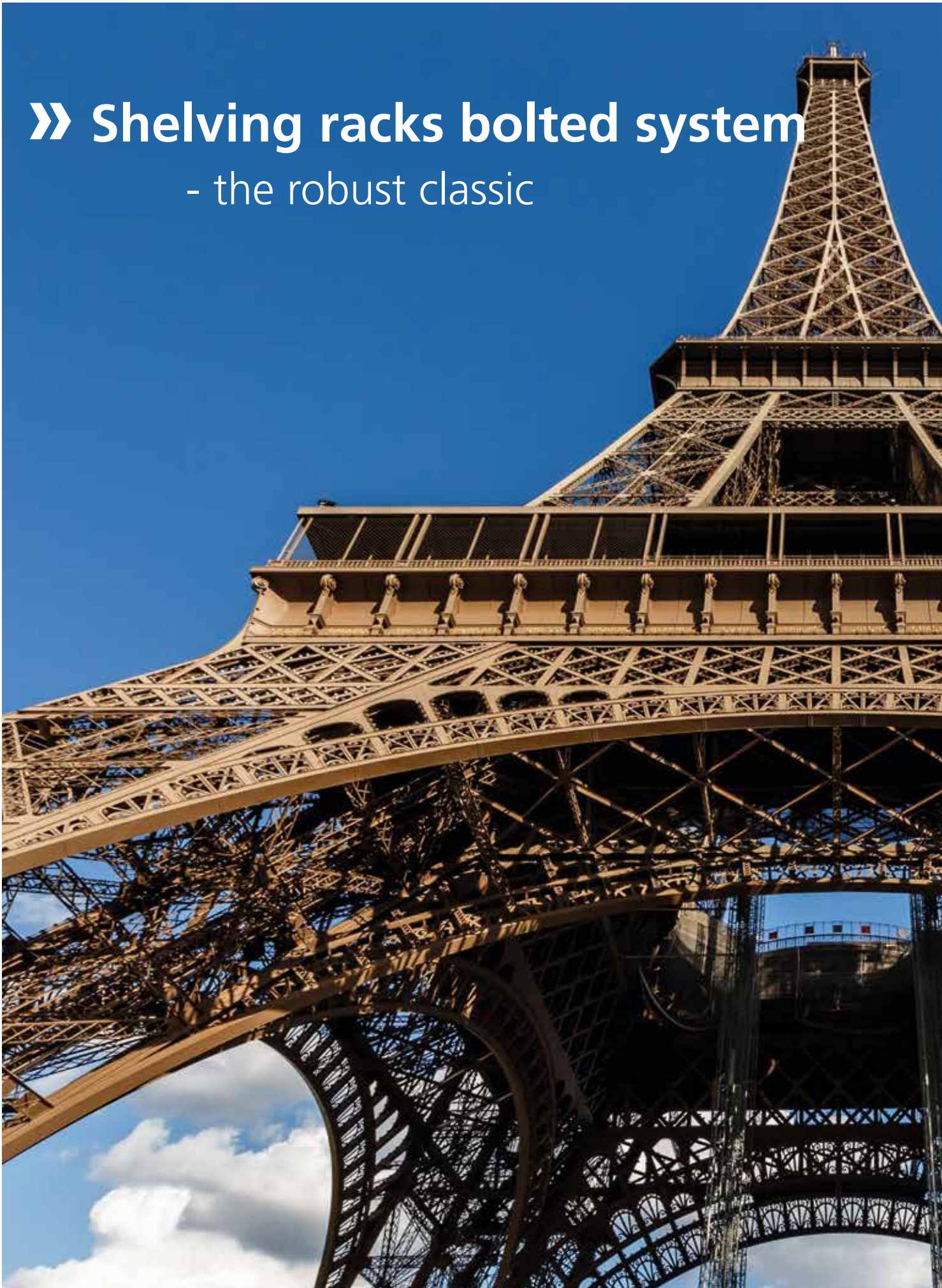
- 1 intermediate holder required per tube (750 mm, 1,000 mm or 1,300 mm)



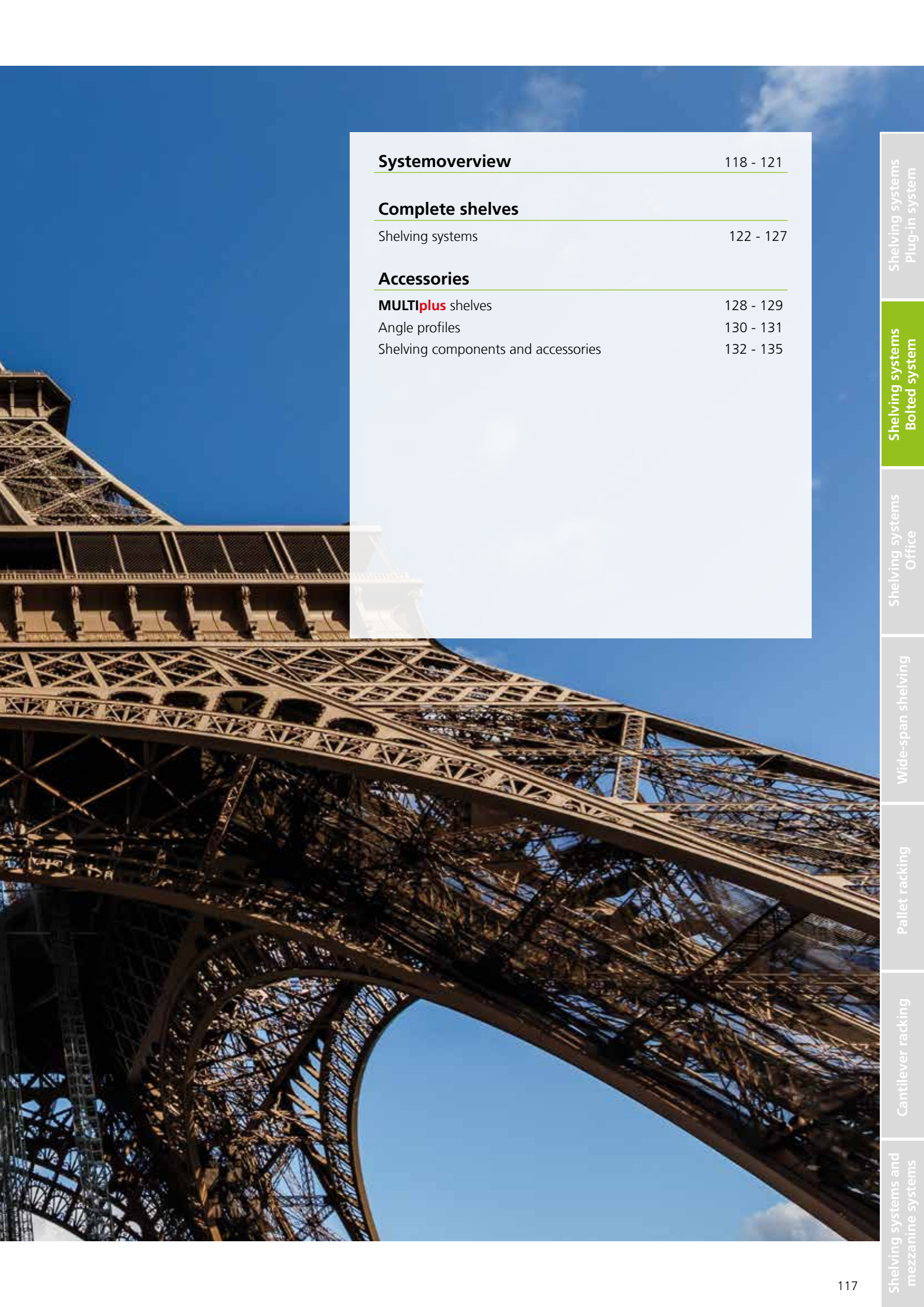
Intermediate mount (1 per upright)	34816 ■	43.42 €
------------------------------------	---------	---------



# » Shelving racks bolted system - the robust classic







**Systemoverview** 118 - 121

**Complete shelves**

Shelving systems 122 - 127

**Accessories**

**MULTIplus** shelves 128 - 129

Angle profiles 130 - 131

Shelving components and accessories 132 - 135

Shelving systems  
Plug-in system

Shelving systems  
Bolted system

Shelving systems  
Office

Wide-span shelving

Pallet racking

Cantilever racking

Shelving systems and  
mezzanine systems

# » Bolted system

robust, versatile, inexpensive

- The economically priced system for one-story rows of shelving
- Assembly through bolting in the angle profiles and shelves
- All shelving can be used from both sides
- high flexibility and easy changing of accessories due to system perforation with **MULTIplus** shelves
- Manual loading and unloading
- The load capacity of the **MULTIplus** shelves can be immediately identified by the stamped mark on the front edge. This prevents overloading.

## » Angle profiles

Height can be varied by increments of 25 mm

The angle profiles are available in two different versions, depending on the intended application.

A range of dimensions and material strengths ensure high stability for every shelving unit.

The perforation of the angle profiles in the SCHULTE bolted system takes place in a 25 mm grid. In combination with the **MULTIplus85** and **MULTIplus150** shelves, this enables unique flexibility when it comes to adjusting the height.

You save space due to small assembly dimensions with long shelf rows due to slim angle profiles.



# SHELVING RACKS BOLTED SYSTEM



## » **MULTIplus shelves**

With edge heights of 25 and 40 mm

The shelves from SCHULTE Lagertechnik are available with edge heights of **25 mm and 40 mm**.

The load capacity of the shelves can be immediately recognised by the stamped mark in the front edges.

**TIP** Our **MULTIplus85** and **MULTIplus150** shelves with their 25 mm edge height offer you in combination with our 25 mm grid of T-profiles an optimal use of the storage space.



## » **Variable widths and depths** for optimum adaptation

Shelves for the bolted system are available in four different widths and a wide range of depths. This enables optimal customisation to the existing storage area and the stored items.


## » **Surfaces**

two variants

All shelves and angle profiles are sendzimir galvanized or powder-coated in RAL 7035 light grey available.



Galvanised



RAL 7035  
light grey



# SHELVING RACKS BOLTED SYSTEM



## » Double-sided use

### Bracing through corner angle

The bolted system by SCHULTE Lagertechnik is assembled using **corner angles**; the angle profiles and shelves are connected to one another.

This achieves optimal bracing for the shelving. For the number of levels to be braced, please refer to the assembly instructions.

## » Scope of delivery

Already coordinated with the shelving unit

All shelving with **MULTIplus85** and **MULTIplus150** shelves is delivered with 35 x 35 mm angle profiles and plastic feet. Fillister head bolts with hexagon head are included for assembly.

Shelving with **MULTI250 shelves** shelves are supplied with 40 x 40 mm angle profiles and steel bases. Assembly is carried out using a hexagon socket wrench.

# » Three edgy characters

with 25 and 40 mm shelf edges

Our bestseller is the **MULTIplus150** shelf with its unique edge height of 25 mm for this shelf load. It handles loads of 150 kg and enables high storage density thanks to the combination of the angle profiles with 25 mm grid perforations.

The **MULTIplus85** is particularly suited for light items and storage boxes with a shelf load of 85 kg.

The **MULTIplus250** can handle loads of 250 kg and is therefore particularly suited for heavy goods.

## MULTIplus85

### The sturdy one

- **85 kg shelf load:** including for workwear, electrical installation articles or storage boxes
- **25 mm edge height**
- Ideal for storing light goods and as office shelving



25 mm

### Our bestseller

## MULTIplus150

### The all-rounder

- **150 kg shelf load:** e.g. for tools, paint, metal goods, packaged goods
- Unique for the shelf load, **edge height of only 25 mm**



25 mm

## MULTIplus250

### The muscle man

- **250 kg shelf load:** for example for canisters, foil rolls, cable bundles
- **40 mm edge height**



40 mm

## » Shelving systems

Double-sided use · bracing through corner angles

Shelving systems  
Plug-in system

Shelving systems  
Bolted system

Shelving systems  
Office

Wide-span shelving

Pallet racking

Cantilever racking

Shelving systems and  
mezzanine systems



**Heights:**  
1,800 mm  
2,000 mm  
2,300 mm  
2,500 mm  
3,000 mm

**Depths:**  
300 mm  
400 mm  
500 mm  
600 mm  
800 mm  
1,000 mm

Starter shelving

Extension shelving

Extension shelving

Widths: 750 / 1,000 / 1,300 mm

**Planning**

The specified load capacities apply to evenly distributed loads per shelf.

For bolted shelving, the load capacity and stability is achieved by the corner angles. For the number of levels to be braced, please refer to the assembly instructions.

**Safety**

**Shelving with a height/depth ratio greater than 5:1 must be secured against tipping in accordance with the DGUV (German statutory accident insurance association) regulation 108-007 (BGR 234).**

With the bolted system, the anti-tilt device (screw connection to the wall) can be made directly through the perforation of the angle profile.

Additional fastening materials on the shelf are then not necessary.

**Assembly measurements**

**Starter shelving:**  
Nominal length + 6 mm

**Extension shelving:**  
nominal length + 3 mm

**Total frame depth:**  
Nominal depth + 6 mm

**Buckling length:**  
The first shelf must be inserted at a height of 100 mm. The free buckling length shall not exceed 500 mm. Larger buckling lengths are possible on request.

All prices without fitting. The tables show ordering examples. Other dimensions and versions on request.





**Bracing through corner angle**

The bracing of the shelves with corner angles is optimal for use on both sides.

**Product features**

- Bracing with corner angles
- Loading and unloading of the stock items possible from both sides
- Short picking routes
- Assembly through bolting in the shelves
- Height of the shelves can be adjusted in increments of 25 mm
- Individual adaptation to spatial conditions and to the stored items with 3 shelf widths
- Economically priced alternative to the plug-in system

**Quick finder**

Complete shelves	124 - 127
Shelves	128 - 129
Angle profiles	130 - 131
Accessories	132 - 135

**Shelf load or bay load?**



The shelf load describes the maximum load capacity of an individual shelf with a uniformly distributed load.  
The bay load describes the maximum permitted load capacity of a shelving bay.

**IMPORTANT:** The sum of the actual shelf loads may not exceed the maximum bay load - according to DGUV regulation 108-007 (BGR 234).



## Complete shelving units

# Double-side use · 25 mm edge height

## Bracing through corner angle

Shelving systems  
Plug-in system

Shelving systems  
Bolted system

Shelving systems  
Office

Wide-span shelving

Pallet racking

Cantilever racking

Shelving systems and  
mezzanine systems

## MULTIplus85

### The sturdy one

- **85 kg shelf load** for example for workwear, electrical installation articles or storage boxes
- **25 mm edge height**
- ideal for use with light storage goods and office shelving

### Our bestseller

## MULTIplus150

### The all-rounder

- **150 kg shelf load:** for example for tools, paints, ironmongery
- Unique for the shelf load, **edge height of only 25 mm**

## Complete shelving units MULTIplus85



Shelf width 1,000 mm · shelf load 85 kg

		Depth mm		300		400		500		600	
	Height mm	Bay load kg	Shelves	Starter shelving	Extension shelving	Starter shelving	Extension shelving	Starter shelving	Extension shelving	Starter shelving	Extension shelving
Galvanised	2,000	GR 680 AR 340	5	11830	11835	11840	11845	11850	11855	11860	11865
				117.76 €	91.64 €	128.55 €	102.43 €	139.27 €	113.15 €	150.35 €	124.22 €
	2,500	GR 860 AR 430	6	11831	11836	11841	11846	11851	11856	11861	11866
				150.27 €	114.45 €	163.22 €	127.40 €	176.09 €	140.26 €	189.37 €	153.55 €
	3,000	GR 940 AR 470	7	11832	11837	11842	11847	11852	11857	11862	11867
176.86 €				134.29 €	191.97 €	149.40 €	206.98 €	164.41 €	222.48 €	179.91 €	
	Additional shelf with 8 bolts and nuts			11333-A	11333-A	11344-A	11344-A	11355-A	11355-A	11366-A	11366-A
				14.57 €	14.57 €	16.73 €	16.73 €	18.87 €	18.87 €	21.09 €	21.09 €
RAL 7035 light grey	2,000	GR 680 AR 340	5	31730	31735	31740	31745	31750	31755	31760	31765
				126.76 €	100.02 €	137.06 €	110.32 €	153.84 €	127.10 €	164.00 €	137.26 €
	2,500	GR 860 AR 430	6	31731	31736	31741	31746	31751	31756	31761	31766
				160.77 €	124.35 €	173.12 €	136.71 €	193.27 €	156.85 €	205.45 €	169.03 €
	3,000	GR 940 AR 470	7	31732	31737	31742	31747	31752	31757	31762	31767
189.47 €				146.03 €	203.89 €	160.44 €	227.39 €	183.94 €	241.60 €	198.16 €	
	Additional shelf with 8 bolts and nuts			31330-A	31330-A	31340-A	31340-A	31350-A	31350-A	31360-A	31360-A
				16.12 €	16.12 €	18.18 €	18.18 €	21.54 €	21.54 €	23.57 €	23.57 €

GR = Starter shelving / AR = Extension shelving · For combinations of starter and extension shelving units, the bay loads of the basic shelving units are reduced by 50% of the catalogue values!

All prices without fitting. The tables show ordering examples. Other dimensions and versions on request.



## Complete shelving units Multiplus150

### Shelf width 750 mm · shelf load 150 kg

	Depth mm			300		400		500		600		800	
	Height mm	Bay load kg	Shelves	Starter shelving	Extension shelving	Starter shelving	Extension shelving	Starter shelving	Extension shelving	Starter shelving	Extension shelving	Starter shelving	Extension shelving
Galvanised	2,000	GR 1,460 AR 730	5	10730-75	10735-75	10740-75	10745-75	10750-75	10755-75	10760-75	10765-75	10780-75	10785-75
				119.41 €	90.81 €	126.89 €	98.28 €	134.36 €	105.76 €	141.70 €	113.09 €	175.76 €	147.16 €
	2,500	GR 1,320 AR 660	6	10731-75	10736-75	10741-75	10746-75	10751-75	10756-75	10761-75	10766-75	10781-75	10786-75
				146.30 €	110.47 €	155.27 €	119.44 €	164.24 €	128.41 €	173.04 €	137.21 €	213.92 €	178.09 €
	3,000	GR 1,200 AR 600	7	10732-75	10737-75	10742-75	10747-75	10752-75	10757-75	10762-75	10767-75	10782-75	10787-75
172.22 €				129.65 €	182.69 €	140.12 €	193.15 €	150.58 €	203.42 €	160.85 €	251.11 €	208.54 €	
Additional shelf with 8 bolts and nuts			17203-A	17203-A	17204-A	17204-A	17205-A	17205-A	17206-A	17206-A	17208-A	17208-A	
			13.91 €	13.91 €	15.40 €	15.40 €	16.90 €	16.90 €	18.36 €	18.36 €	25.18 €	25.18 €	
RAL 7035 light grey	2,000	GR 1,460 AR 730	5	30630-75	30635-75	30640-75	30645-75	30650-75	30655-75	30660-75	30665-75	30680-75	30685-75
				128.84 €	99.61 €	136.03 €	106.80 €	149.71 €	120.48 €	156.90 €	127.68 €	191.04 €	161.81 €
	2,500	GR 1,320 AR 660	6	30631-75	30636-75	30641-75	30646-75	30651-75	30656-75	30661-75	30666-75	30681-75	30686-75
				157.30 €	120.88 €	165.93 €	129.51 €	182.35 €	145.93 €	190.98 €	154.56 €	231.94 €	195.52 €
	3,000	GR 1,200 AR 600	7	30632-75	30637-75	30642-75	30647-75	30652-75	30657-75	30662-75	30667-75	30682-75	30687-75
185.42 €				141.98 €	195.50 €	152.05 €	214.65 €	171.21 €	224.72 €	181.28 €	272.51 €	229.07 €	
Additional shelf with 8 bolts and nuts			37203-A	37203-A	37204-A	37204-A	37205-A	37205-A	37206-A	37206-A	37208-A	37208-A	
			15.54 €	15.54 €	16.98 €	16.98 €	19.72 €	19.72 €	21.16 €	21.16 €	27.98 €	27.98 €	

### Shelf width 1,000 mm · shelf load 150 kg

	Depth mm			300		400		500		600		800	
	Height mm	Bay load kg	Shelves	Starter shelving	Extension shelving	Starter shelving	Extension shelving	Starter shelving	Extension shelving	Starter shelving	Extension shelving	Starter shelving	Extension shelving
Galvanised	2,000	GR 1,460 AR 730	5	10730	10735	10740	10745	10750	10755	10760	10765	10780	10785
				128.30 €	99.69 €	142.12 €	113.52 €	154.46 €	125.86 €	167.51 €	138.91 €	194.10 €	165.49 €
	2,500	GR 1,320 AR 660	6	10731	10736	10741	10746	10751	10756	10761	10766	10781	10786
				156.96 €	121.13 €	173.55 €	137.72 €	188.36 €	152.53 €	204.01 €	168.19 €	235.92 €	200.09 €
	3,000	GR 1,200 AR 600	7	10732	10737	10742	10747	10752	10757	10762	10767	10782	10787
184.66 €				142.09 €	204.01 €	161.45 €	221.29 €	178.72 €	239.56 €	196.99 €	276.78 €	234.21 €	
Additional shelf with 8 bolts and nuts			17230-A	17230-A	17240-A	17240-A	17250-A	17250-A	17260-A	17260-A	17280-A	17280-A	
			15.68 €	15.68 €	18.45 €	18.45 €	20.92 €	20.92 €	23.53 €	23.53 €	28.84 €	28.84 €	
RAL 7035 light grey	2,000	GR 1,460 AR 730	5	30630	30635	30640	30645	30650	30655	30660	30665	30680	30685
				133.70 €	104.48 €	149.08 €	119.85 €	168.75 €	139.53 €	183.56 €	154.34 €	210.93 €	181.70 €
	2,500	GR 1,320 AR 660	6	30631	30636	30641	30646	30651	30656	30661	30666	30681	30686
				163.14 €	126.72 €	181.59 €	145.17 €	205.20 €	168.78 €	222.97 €	186.55 €	255.81 €	219.39 €
	3,000	GR 1,200 AR 600	7	30632	30637	30642	30647	30652	30657	30662	30667	30682	30687
192.24 €				148.79 €	213.76 €	170.32 €	241.31 €	197.86 €	262.04 €	218.60 €	300.35 €	256.91 €	
Additional shelf with 8 bolts and nuts			37230-A	37230-A	37240-A	37240-A	37250-A	37250-A	37260-A	37260-A	37280-A	37280-A	
			16.52 €	16.52 €	19.59 €	19.59 €	23.53 €	23.53 €	26.49 €	26.49 €	31.96 €	31.96 €	

### Shelf width 1,300 mm · shelf load 150 kg

	Depth mm			300		400		500		600		800	
	Height mm	Bay load kg	Shelves	Starter shelving	Extension shelving	Starter shelving	Extension shelving	Starter shelving	Extension shelving	Starter shelving	Extension shelving	Starter shelving	Extension shelving
Galvanised	2,000	GR 1,460 AR 730	5	10730-130	10735-130	10740-130	10745-130	10750-130	10755-130	10760-130	10765-130	10780-130	10785-130
				166.66 €	138.06 €	181.62 €	153.01 €	196.36 €	167.75 €	211.10 €	182.49 €	285.92 €	257.32 €
	2,500	GR 1,320 AR 660	6	10731-130	10736-130	10741-130	10746-130	10751-130	10756-130	10761-130	10766-130	10781-130	10786-130
				203.00 €	167.17 €	220.94 €	185.11 €	238.63 €	202.80 €	256.32 €	220.49 €	346.11 €	310.28 €
	3,000	GR 1,200 AR 600	7	10732-130	10737-130	10742-130	10747-130	10752-130	10757-130	10762-130	10767-130	10782-130	10787-130
238.37 €				195.81 €	259.31 €	216.74 €	279.94 €	237.37 €	300.58 €	258.01 €	405.34 €	362.77 €	
Additional shelf with 8 bolts and nuts			17530-A	17530-A	17540-A	17540-A	17550-A	17550-A	17560-A	17560-A	17580-A	17580-A	
			23.36 €	23.36 €	26.35 €	26.35 €	29.30 €	29.30 €	32.24 €	32.24 €	47.21 €	47.21 €	
RAL 7035 light grey	2,000	GR 1,460 AR 730	5	30630-130	30635-130	30640-130	30645-130	30650-130	30655-130	30660-130	30665-130	30680-130	30685-130
				182.01 €	152.79 €	195.83 €	166.61 €	226.16 €	196.93 €	240.12 €	210.90 €	343.09 €	313.86 €
	2,500	GR 1,320 AR 660	6	30631-130	30636-130	30641-130	30646-130	30651-130	30656-130	30661-130	30666-130	30681-130	30686-130
				221.11 €	184.69 €	237.70 €	201.28 €	274.09 €	237.67 €	290.85 €	254.43 €	414.40 €	377.99 €
	3,000	GR 1,200 AR 600	7	30632-130	30637-130	30642-130	30647-130	30652-130	30657-130	30662-130	30667-130	30682-130	30687-130
259.87 €				216.43 €	279.22 €	235.78 €	321.68 €	278.24 €	341.23 €	297.78 €	485.38 €	441.94 €	
Additional shelf with 8 bolts and nuts			37530-A	37530-A	37540-A	37540-A	37550-A	37550-A	37560-A	37560-A	37580-A	37580-A	
			26.18 €	26.18 €	28.94 €	28.94 €	35.01 €	35.01 €	37.80 €	37.80 €	58.39 €	58.39 €	

GR = Starter shelving / AR = Extension shelving · For combinations of starter and extension shelving units, the bay loads of the basic shelving units are reduced by 50% of the catalogue values!

All prices without fitting. The tables show ordering examples. Other dimensions and versions on request.

Shelving systems  
Plug-in system

Shelving systems  
Bolted system

Shelving systems  
Office

Wide-span shelving

Pallet racking

Cantilever racking

Shelving systems and  
mezzanine systems



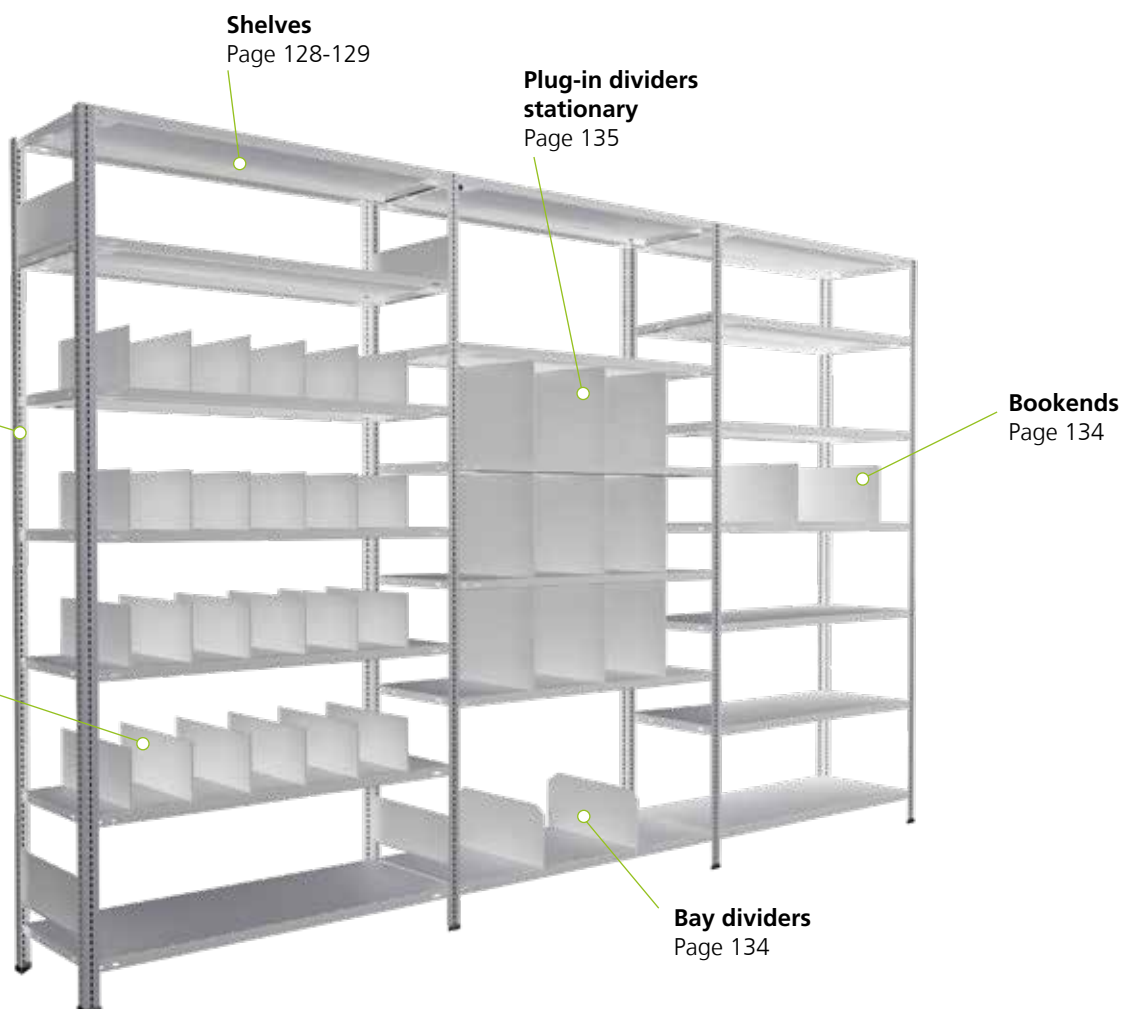
## Complete shelving units

**Double-sided use** · 40 mm edge height  
Bracing through corner angle

### MULTIplus250

#### The muscle man

- **250 kg shelf load:** e.g. for canisters, rolls of foil, cable bundles
- **40 mm edge height**



All prices without fitting. The tables show ordering examples. Other dimensions and versions on request.



## Complete shelving unit MULTIplus250

### Shelf width 750 mm · shelf load 250 kg

		Depth mm			300		400		500		600		800	
Galvanised	Height mm	Bay load kg	Shelves	Starter shelving	Extension shelving	Starter shelving	Extension shelving	Starter shelving	Extension shelving	Starter shelving	Extension shelving	Starter shelving	Extension shelving	
				2,000	GR 2,330 AR 1,170	5	10930-75	10935-75	10940-75	10945-75	10950-75	10955-75	10960-75	10965-75
				158.95 €	114.63 €	169.39 €	125.07 €	179.61 €	135.30 €	189.91 €	145.59 €	225.88 €	181.56 €	
2,500	GR 1,960 AR 980	6	10931-75	10936-75	10941-75	10946-75	10951-75	10956-75	10961-75	10966-75	10981-75	10986-75		
			189.09 €	136.73 €	201.62 €	149.26 €	213.89 €	161.53 €	226.24 €	173.89 €	269.41 €	217.05 €		
3,000	GR 1,950 AR 970	7	10932-75	10937-75	10942-75	10947-75	10952-75	10957-75	10962-75	10967-75	10982-75	10987-75		
			231.14 €	179.40 €	245.75 €	179.40 €	260.07 €	193.72 €	274.48 €	208.13 €	324.84 €	258.49 €		
Additional shelf with 8 bolts and nuts			17303-A	17303-A	17304-A	17304-A	17305-A	17305-A	17306-A	17306-A	17308-A	17308-A		
			16.43 €	16.43 €	18.52 €	18.52 €	20.57 €	20.57 €	22.62 €	22.62 €	29.82 €	29.82 €		
RAL 7035 light grey		2,000	GR 2,330 AR 1,170	5	30830-75	30835-75	30840-75	30845-75	30850-75	30855-75	30860-75	30865-75	30880-75	30885-75
					168.61 €	123.73 €	179.47 €	134.59 €	190.76 €	145.87 €	202.18 €	157.30 €	242.03 €	197.15 €
2,500	GR 1,960 AR 980	6	30831-75	30836-75	30841-75	30846-75	30851-75	30856-75	30861-75	30866-75	30881-75	30886-75		
			200.97 €	147.79 €	214.00 €	160.83 €	227.54 €	174.37 €	241.25 €	188.08 €	289.07 €	235.89 €		
3,000	GR 1,950 AR 970	7	30832-75	30837-75	30842-75	30847-75	30852-75	30857-75	30862-75	30867-75	30882-75	30887-75		
			244.95 €	177.67 €	260.15 €	192.87 €	275.95 €	208.67 €	291.95 €	224.66 €	347.73 €	280.45 €		
Additional shelf with 8 bolts and nuts			37303-A	37303-A	37304-A	37304-A	37305-A	37305-A	37306-A	37306-A	37308-A	37308-A		
			18.14 €	18.14 €	20.31 €	20.31 €	22.57 €	22.57 €	24.85 €	24.85 €	32.82 €	32.82 €		

### Shelf width 1,000 mm · shelf load 250 kg

		Depth mm			300		400		500		600		800	
Galvanised	Height mm	Bay load kg	Shelves	Starter shelving	Extension shelving	Starter shelving	Extension shelving	Starter shelving	Extension shelving	Starter shelving	Extension shelving	Starter shelving	Extension shelving	
				2,000	GR 2,330 AR 1,170	5	10930	10935	10940	10945	10950	10955	10960	10965
				174.82 €	130.50 €	190.76 €	146.44 €	210.86 €	166.54 €	226.16 €	181.84 €	255.64 €	211.32 €	
2,500	GR 1,960 AR 980	6	10931	10936	10941	10946	10951	10956	10961	10966	10981	10986		
			208.13 €	155.78 €	227.26 €	174.90 €	251.38 €	199.02 €	269.74 €	217.39 €	305.12 €	252.76 €		
3,000	GR 1,950 AR 970	7	10932	10937	10942	10947	10952	10957	10962	10967	10982	10987		
			253.35 €	187.00 €	275.67 €	209.32 €	303.81 €	237.46 €	325.23 €	258.88 €	366.50 €	300.15 €		
Additional shelf with 8 bolts and nuts			17330-A	17330-A	17340-A	17340-A	17350-A	17350-A	17360-A	17360-A	17380-A	17380-A		
			19.61 €	19.61 €	22.79 €	22.79 €	26.81 €	26.81 €	29.87 €	29.87 €	35.77 €	35.77 €		
RAL 7035 light grey		2,000	GR 2,330 AR 1,170	5	30830	30835	30840	30845	30850	30855	30860	30865	30880	30885
					187.65 €	142.77 €	198.30 €	153.42 €	222.14 €	177.26 €	242.66 €	197.78 €	264.03 €	219.15 €
2,500	GR 1,960 AR 980	6	30831	30836	30841	30846	30851	30856	30861	30866	30881	30886		
			223.82 €	170.64 €	236.60 €	183.42 €	265.20 €	212.03 €	289.83 €	236.65 €	315.47 €	262.30 €		
3,000	GR 1,950 AR 970	7	30832	30837	30842	30847	30852	30857	30862	30867	30882	30887		
			271.61 €	204.33 €	286.51 €	219.23 €	319.89 €	252.61 €	348.62 €	281.34 €	378.54 €	311.26 €		
Additional shelf with 8 bolts and nuts			37330-A	37330-A	37340-A	37340-A	37350-A	37350-A	37360-A	37360-A	37380-A	37380-A		
			21.95 €	21.95 €	24.08 €	24.08 €	28.84 €	28.84 €	32.95 €	32.95 €	37.22 €	37.22 €		

### Shelf width 1,300 mm · shelf load 250 kg

		Depth mm			300		400		500		600		800	
Galvanised	Height mm	Bay load kg	Shelves	Starter shelving	Extension shelving	Starter shelving	Extension shelving	Starter shelving	Extension shelving	Starter shelving	Extension shelving	Starter shelving	Extension shelving	
				2,000	GR 2,330 AR 1,170	5	10930-130	10935-130	10940-130	10945-130	10950-130	10955-130	10960-130	10965-130
				208.81 €	164.49 €	227.92 €	183.60 €	246.89 €	202.58 €	266.01 €	221.69 €	339.35 €	295.03 €	
2,500	GR 1,960 AR 980	6	10931-130	10936-130	10941-130	10946-130	10951-130	10956-130	10961-130	10966-130	10981-130	10986-130		
			248.93 €	196.57 €	271.86 €	219.50 €	294.63 €	242.27 €	317.56 €	265.20 €	405.58 €	353.22 €		
3,000	GR 1,950 AR 970	7	10932-130	10937-130	10942-130	10947-130	10952-130	10957-130	10962-130	10967-130	10982-130	10987-130		
			300.94 €	234.59 €	327.70 €	261.35 €	354.26 €	287.91 €	381.02 €	314.67 €	483.70 €	417.35 €		
Additional shelf with 8 bolts and nuts			17630-A	17630-A	17640-A	17640-A	17650-A	17650-A	17660-A	17660-A	17680-A	17680-A		
			26.40 €	26.40 €	30.23 €	30.23 €	34.02 €	34.02 €	37.84 €	37.84 €	52.51 €	52.51 €		
RAL 7035 light grey		2,000	GR 2,330 AR 1,170	5	30830-130	30835-130	30840-130	30845-130	30850-130	30855-130	30860-130	30865-130	30880-130	30885-130
					230.81 €	185.93 €	250.84 €	205.96 €	284.06 €	239.18 €	303.95 €	259.07 €	393.80 €	348.92 €
2,500	GR 1,960 AR 980	6	30831-130	30836-130	30841-130	30846-130	30851-130	30856-130	30861-130	30866-130	30881-130	30886-130		
			275.61 €	222.44 €	299.65 €	246.47 €	339.51 €	286.33 €	363.37 €	310.20 €	471.19 €	418.02 €		
3,000	GR 1,950 AR 970	7	30832-130	30837-130	30842-130	30847-130	30852-130	30857-130	30862-130	30867-130	30882-130	30887-130		
			332.03 €	264.75 €	360.07 €	292.79 €	406.58 €	339.30 €	434.42 €	367.14 €	560.21 €	492.93 €		
Additional shelf with 8 bolts and nuts			37630-A	37630-A	37640-A	37640-A	37650-A	37650-A	37660-A	37660-A	37680-A	37680-A		
			30.58 €	30.58 €	34.59 €	34.59 €	41.23 €	41.23 €	45.21 €	45.21 €	63.18 €	63.18 €		

GR = Starter shelving / AR = extension shelving · When the starter shelving and extension shelving is combined, the specified bay load of the starter shelving decreases by 50% of the catalogue value!

All prices without fitting. The tables show ordering examples. Other dimensions and versions on request.

Shelving systems  
Plug-in system

Shelving systems  
Bolted system

Shelving systems  
Office

Wide-span shelving

Pallet racking

Cantilever racking

Shelving systems and  
mezzanine systems

# » **MULTIplus** shelves

High quality and high load capacity

■ **Environmentally friendly connection technology:** Clinching instead of welding

■ **Optimised box shape** increases the load capacity per shelf by up to 25%

■ **Additional bracing** through material doubling at the supporting edges

**Maximum stability** by extending the box profile right into the corners

**High stability** through the triple fold of the material in downwards direction

■ **Transport safety** by stacking cams

Depths: 300 / 400 / 500 / 600 / 800 / 1,000 mm

Widths: 750 / 1,000 / 1,300 mm

25 / 40 mm

■ **System perforation** for easy attachment of accessories such as plug-in dividers or wire mesh panels. Distance of the system perforation: 50mm

■ **Ratchet perforation** for easy mounting in the bolted system

### Edge heights

**MULTIplus85 / MULTIplus150**  
25 mm edge height

**MULTIplus250**  
40 mm edge height



- Shelving systems Plug-in system
- Shelving systems Bolted system
- Shelving systems Office
- Wide-span shelving
- Pallet racking
- Cantilever racking
- Shelving systems and mezzanine systems



## MULTIplus150

Shelves are always supplied without screws, please order separately (see page 133)

Edge height 25 mm · shelf load 150 kg							
	Depth mm	Shelf width mm					
		750 mm		1,000 mm		1,300 mm	
Galvanised	300	17203 ■	12.44 €	17230 ■	14.22 €	17530 ■	21.89 €
	400	17204 ■	13.94 €	17240 ■	16.98 €	17540 ■	24.88 €
	500	17205 ■	15.43 €	17250 ■	19.45 €	17550 ■	27.83 €
	600	17206 ■	16.90 €	17260 ■	22.06 €	17560 ■	30.78 €
	800	17208 ■	23.71 €	17280 ■	27.38 €	17580 ■	45.74 €
RAL 7035 light grey	300	37203 ■	14.08 €	37230 ■	15.05 €	37530 ■	24.71 €
	400	37204 ■	15.52 €	37240 ■	18.12 €	37540 ■	27.48 €
	500	37205 ■	18.25 €	37250 ■	22.06 €	37550 ■	33.54 €
	600	37206 ■	19.69 €	37260 ■	25.02 €	37560 ■	36.33 €
	800	37208 ■	26.52 €	37280 ■	30.50 €	37580 ■	56.93 €

## MULTIplus250

Shelves are always supplied without screws, please order separately (see page 133)

Edge height 40 mm · shelf load 250 kg							
	Depth mm	Shelf width mm					
		750 mm		1,000 mm		1,300 mm	
Galvanised	300	17303 ■	14.06 €	17330 ■	17.24 €	17630 ■	24.03 €
	400	17304 ■	16.15 €	17340 ■	20.42 €	17640 ■	27.86 €
	500	17305 ■	18.20 €	17350 ■	24.44 €	17650 ■	31.65 €
	600	17306 ■	20.25 €	17360 ■	27.50 €	17660 ■	35.47 €
	800	17308 ■	27.45 €	17380 ■	33.40 €	17680 ■	50.14 €
	1,000			17395 ■*	55.50 €		
RAL 7035 light grey	300	37303 ■	15.77 €	37330 ■	19.58 €	37630 ■	28.21 €
	400	37304 ■	17.94 €	37340 ■	21.71 €	37640 ■	32.22 €
	500	37305 ■	20.20 €	37350 ■	26.48 €	37650 ■	38.86 €
	600	37306 ■	22.48 €	37360 ■	30.58 €	37660 ■	42.84 €
	800	37308 ■	30.45 €	37380 ■	34.85 €	37680 ■	60.81 €
	1,000			37395 ■*	63.18 €		

\* Shelves 1,000 x 1,000 mm are supplied with 2 beams!

## MULTIplus85

Shelves are always supplied without screws, please order separately (see page 133)

Edge height 25 mm · shelf load 85 kg							
	Depth mm	Shelf width mm					
		750 mm		1,000 mm		1,300 mm	
Galvanised	300	11023 ■	11.16 €	11333 ■	13.10 €	11053 ■	17.73 €
	350	11028 ■	12.07 €	11332 ■	14.20 €		
	400			11344 ■	15.26 €		
	500			11355 ■	17.41 €		
	600			11366 ■	19.62 €		
RAL 7035 light grey	300	30023 ■	12.82 €	31330 ■	14.66 €	30053 ■	20.24 €
	350	30028 ■	13.72 €	31331 ■	15.59 €		
	400			31340 ■	16.71 €		
	500			31350 ■	20.07 €		
	600			31360 ■	22.10 €		

All prices without equipment. The tables show ordering examples. Other dimensions and versions on request.

■ 5 days from warehouse · ■ ready to dispatch in 2 weeks

# » Angle profiles

Variable classic in streamlined design

## 25 mm perforation and edge height

Optimal combination of the 25 mm grid perforations of the **MULTIplus** T-profiles and the 25 mm edge height of the **MULTIplus85** and **MULTIplus150** shelves.



■ **System perforation**  
for easy connection  
of the system components

■ **Slim design**  
thus small assembly  
dimensions for long  
shelf rows

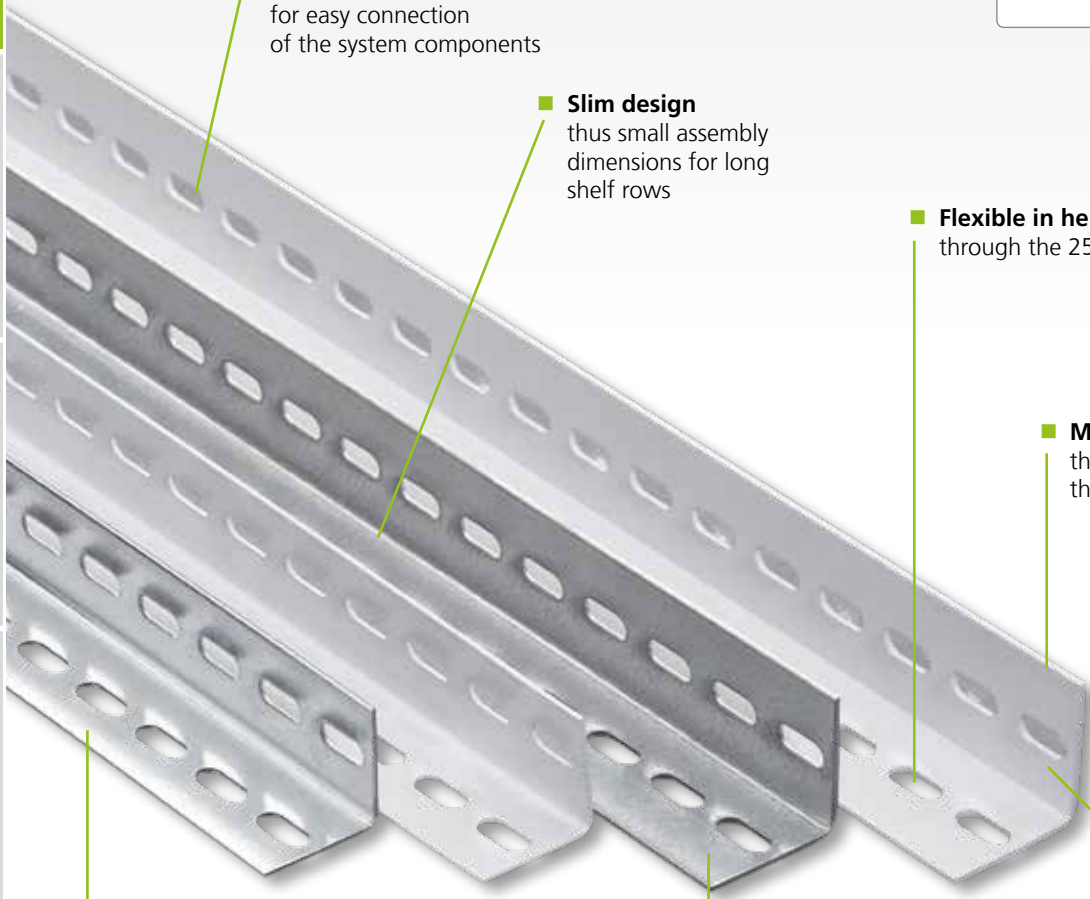
■ **Flexible in height**  
through the 25 mm grid

■ **Maximum stability**  
through adapted material  
thicknesses

■ **2 colours**  
available galvanised and in  
RAL 7035 light grey

■ **35 x 35 mm angle profile**  
for shelves with **MULTIplus85**  
and **MULTIplus150** shelves

■ **40 x 40 mm angle profile**  
for shelves with **MULTIplus250**  
shelves



Shelving systems  
Plug-in system

Shelving systems  
Bolted system

Shelving systems  
Office

Wide-span shelving

Pallet racking


Cantilever racking

Shelving systems and  
mezzanine systems

## Angle profiles

### bolted

- 35 x 35 mm and 40 x 40 mm angle profiles for constructing bolted shelving units
- Galvanised and RAL 7035 light grey



	Width mm	Depth mm	Material thickness mm	For shelves	Height mm							
					1,800	2,000	2,300	2,500	3,000	4,000	4,500	
Galvanised	35	35	1.5	MULTIplus85	13203 ■	13200 ■	13230 ■	13250 ■	13300 ■			
				MULTIplus150	7.53 €	8.34 €	9.87 €	11.58 €	13.34 €			
	40	40	2.0	MULTIplus250		11200 ■	11230 ■	11250 ■	11300 ■	11301 ■	11302 ■	
						12.00 €	13.70 €	15.43 €	20.14 €	27.05 €	31.16 €	
RAL 7035 light grey	35	35	1.5	MULTIplus85	32203 ■	32200 ■	32230 ■	32250 ■	32300 ■			
				MULTIplus150	5.96 €	6.65 €	7.76 €	9.14 €	10.60 €			
	40	40	2.0	MULTIplus250		30200 ■	30230 ■	30250 ■	30300 ■	30301 ■	30302 ■	
						9.45 €	10.84 €	12.18 €	15.85 €	23.92 €	27.56 €	

Shelving systems  
Plug-in system

Shelving systems  
Bolted system

Shelving systems  
Office

Wide-span shelving

Pallet racking

Cantilever racking

Shelving systems and  
mezzanine systems

### Access from both sides? Of course!



All shelves in the bolted system are braced with corner angles and can therefore always be used from both sides. The shelves can thus be served from both sides.





## Accessories

# Overview of the shelving components

## Components and component parts

Shelving systems  
Plug-in systemShelving systems  
Bolted systemShelving systems  
Office

Wide-span shelving

Pallet racking

Cantilever racking

Shelving systems and  
mezzanine systems




**Plastic bases  
for bolted system**

- for easy insertion onto the angle profile
- To protect the surface of the shelves
- Black

for angle profiles mm			
35 / 35	10311	■	0.41 €
40 / 40	10312	■	0.41 €

**Steel bases  
for bolted system**

- For a secure base and for floor mounting
- Also available as double bases for double shelving
- For bolting with the angle profiles
- Galvanised



for angle profiles mm	Single steel base		Double steel base	
35 / 35 and 40 / 40	10310	■ 1.52 €	10318	■ 1.52 €
Base plate 2 mm	10375	■ 0.54 €	10375	■ 0.54 €



**Flat head bolts  
for bolted system  
MULTIplus85 / MULTIplus150**

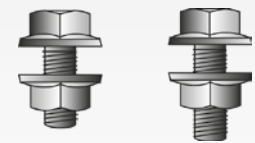
- With hexagon socket
- Collar nut with locking teeth

For bolting with corner angles, please order M6 x 16 bolts.

Size	UNIT		
M6x12	50	10360	■ 8.42 €
	10	10360-10	■ 2.10 €
M6x16	50	10361	■ 9.68 €
	10	10361-10	■ 2.41 €

**Hexagon bolts  
for bolted system  
MULTIplus250**

- Collar nut with locking teeth



For bolting with corner angles, please order M6 x 16 bolts.

Size	UNIT		
M6x12	50	10323	■ 12.17 €
	10	10323-10	■ 3.03 €
M6x16	50	10325	■ 13.02 €
	10	10325-10	■ 3.30 €
M6x20	50	10326	■ 14.39 €



**Corner angle  
for bolted system**

- For bracing all bolted system shelving
- 3 screws required, depending on use fillister head or hexagon head screws
- For all shelves
- Galvanised

10313	■	0.25 €
-------	---	--------

**Bolt anchor  
8 x 75 for steel base**

- for securing the shelves against tilting
- For bolting to the floor with the steel base
- Galvanised




19956	■	1.93 €
-------	---	--------

**Flat belt  
for bolted system**

- Side boundary to secure the items
- incl. 4 flat head bolts M6x12 and nuts
- Retrofitting is, naturally, also possible
- Galvanised and RAL 7035 light grey

	Height mm	Material strength mm	Depth mm					
			300	350	400	500	600	800
galvanised	78	2	10493	10493-A	10494	10495	10496	10498
			3.09 €	3.34 €	3.74 €	4.50 €	5.54 €	7.39 €
RAL 7035	78	2	30483	30483-A	30484	30485	30486	30488
			3.27 €	3.67 €	4.02 €	4.80 €	5.85 €	7.81 €



Shelving systems  
Plug-in system

Shelving systems  
Bolted system

Shelving systems  
Office

Wide-span shelving

Pallet racking

Cantilever racking

Shelving systems and  
mezzanine systems



## Shelf dividers, free-standing for MULTIplus shelves

- Can be freely moved along the shelves
- Can be adjusted in infinite increments lengthwise
- RAL 7035 light grey

### For MULTIplus85 and MULTIplus150 shelves · 25 mm edge

	Depth mm	Height mm		
RAL 7035 light grey	300	200	33435-25	11.33 €
	400		33436-25	12.37 €
	500		33437-25	13.34 €
	600		33438-25	14.54 €

Order-related manufacturing, returns excluded

### For MULTIplus250 shelves · 40 mm edge

	Depth mm	Height mm		
RAL 7035 light grey	300	200	33435-40	11.33 €
	400		33436-40	12.37 €
	500		33437-40	13.34 €
	600		33438-40	14.54 €

Order-related manufacturing, returns excluded



## Bookends, freestanding for MULTIplus shelves

- Can be moved freely
- can be used for all shelves up to 600 mm deep
- Can also be used to mark the end of the levels
- RAL 7035 light grey

	For shelving depths of mm	Measurements			
		Depth mm	Height mm		
RAL 7035 light grey	300	280	200	32493	7.29 €
	400	380		32494	8.53 €
	500	480		32495	9.87 €
	600	580		32496	11.13 €



## Stop bar for MULTIplus shelves

- Prevents the items sliding through
- Galvanised and RAL 7035 light grey

	Width mm	Height mm		
Galvanised	750	55	10491	2.81 €
	1,000		10490	3.57 €
	1,300		10497	4.29 €
RAL 7035 light grey	750	55	30481	5.30 €
	1,000		30480	5.95 €
	1,300		30487	6.78 €



## Plug-in dividers for MULTIplus shelves

- Partitioning of the shelves for optimal storage of small parts
- Simple insertion into the MULTIplus system perforation
- Galvanised and RAL 7035 light grey

### Stationary

#### For MULTIplus85 and MULTIplus150 shelves

	Depth mm		300	400	500	600	800
	Height mm	Headroom mm					
Galvanised	190	200	12380-25 ■ 6.60 €	12384-25 ■ 7.26 €	12388-25 ■ 7.90 €	12392-25 ■ 8.60 €	12396-25 ■ 9.90 €
			290	300	12381-25 ■ 7.80 €	12385-25 ■ 8.82 €	12389-25 ■ 9.80 €
	390	400			12382-25 ■ 9.03 €	12386-25 ■ 10.38 €	12390-25 ■ 11.75 €
			490	500	12383-25 ■ 10.21 €	12387-25 ■ 11.93 €	12391-25 ■ 13.65 €
RAL 7035 light grey	190	200			32360-25 ■ 8.49 €	32364-25 ■ 9.11 €	32368-25 ■ 9.75 €
			290	300	32361-25 ■ 9.59 €	32365-25 ■ 10.64 €	32369-25 ■ 11.58 €
	390	400			32362-25 ■ 10.83 €	32366-25 ■ 12.20 €	32370-25 ■ 13.48 €
			490	500	32363-25 ■ 12.12 €	32367-25 ■ 13.78 €	32371-25 ■ 15.46 €

Order-related manufacturing, returns excluded.

#### For MULTIplus250 shelves

	Depth mm		300	400	500	600	800
	Height mm	Headroom mm					
Galvanised	200	210	12380-40 ■ 6.84 €	12384-40 ■ 7.60 €	12388-40 ■ 8.32 €	12392-40 ■ 9.07 €	12396-40 ■ 10.55 €
			300	310	12381-40 ■ 8.08 €	12385-40 ■ 9.11 €	12389-40 ■ 10.21 €
	400	410			12382-40 ■ 9.28 €	12386-40 ■ 10.71 €	12390-40 ■ 12.17 €
			500	510	12383-40 ■ 10.51 €	12387-40 ■ 12.27 €	12391-40 ■ 14.03 €
RAL 7035 light grey	200	210			32360-40 ■ 8.49 €	32364-40 ■ 9.11 €	32368-40 ■ 9.75 €
			300	310	32361-40 ■ 9.65 €	32365-40 ■ 10.69 €	32369-40 ■ 11.64 €
	400	410			32362-40 ■ 10.83 €	32366-40 ■ 12.20 €	32370-40 ■ 13.48 €
			500	510	32363-40 ■ 12.16 €	32367-40 ■ 13.85 €	32371-40 ■ 15.52 €

Order-related manufacturing, returns excluded.

### Freestanding

#### For MULTIplus85 and MULTIplus150 shelves · 25 mm edge

RAL 7035	Depth mm		300	400	500	600	800
	Height mm	Headroom mm					
140	140	32380-25 ■ 7.81 €	32381-25 ■ 8.32 €	32382-25 ■ 8.82 €	32383-25 ■ 9.24 €	32384-25 ■ 10.30 €	

Order-related manufacturing, returns excluded.

#### For MULTIplus250 shelves · 40 mm edge

RAL 7035	Depth mm		300	400	500	600	800
	Height mm	Headroom mm					
140	140	32380-40 ■ 7.86 €	32381-40 ■ 8.36 €	32382-40 ■ 8.84 €	32383-40 ■ 9.28 €	32384-40 ■ 10.34 €	

Order-related manufacturing, returns excluded.

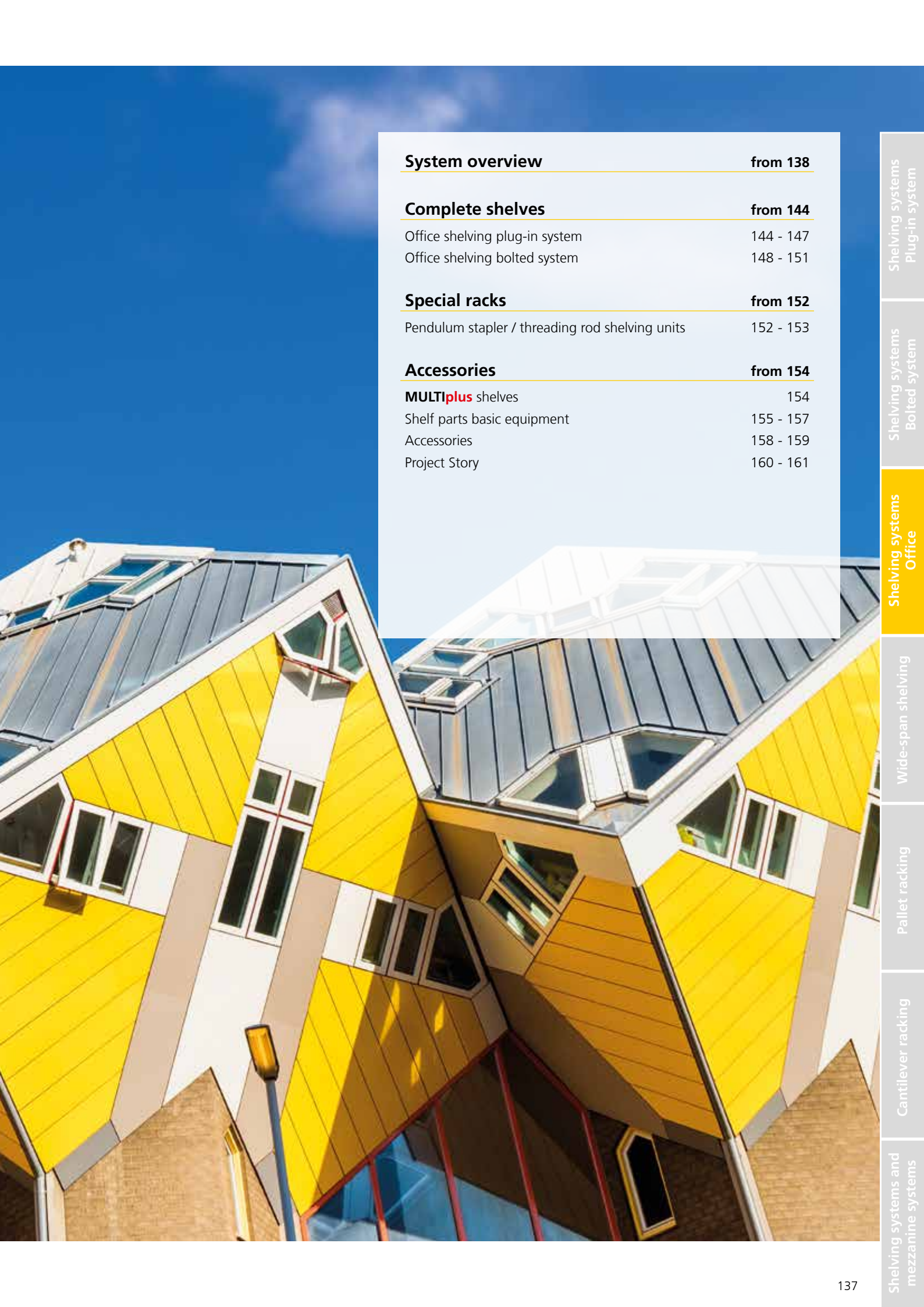


# » Shelving system office

- plenty of room in a tight space







**System overview** **from 138**

**Complete shelves** **from 144**

Office shelving plug-in system	144 - 147
Office shelving bolted system	148 - 151

**Special racks** **from 152**

Pendulum stapler / threading rod shelving units	152 - 153
---	-----------

**Accessories** **from 154**

<b>MULTIplus</b> shelves	154
Shelf parts basic equipment	155 - 157
Accessories	158 - 159
Project Story	160 - 161

Shelving systems  
Plug-in system

Shelving systems  
Bolted system

Shelving systems  
Office

Wide-span shelving

Pallet racking

Cantilever racking

Shelving systems and  
mezzanine systems



# » Office shelving

## Lots of space for organisation

- For up to 192 folders per bay (at a height of 2,300 mm)
- Optimal use of space thanks to the height adjustability of the shelves in increments of 25 mm
- Single-sided and double-sided use
- Option of plug-in or bolted system
- Shelving with **MULTIplus85** or **MULTIplus150** shelves
- for an attractive appearance: Plug-in system office shelving with non-perforated frame fronts and shelves

**TIP** In the office shelving sector, both shelves have an edge height of 25 mm and with increments of 25 for the T-profile, offer an ideal height adjustment system to your archive material.

# 25 mm



## » Two versions of shelves

### **MULTIplus85**

#### The sturdy one

- **85 kg shelf load:** For use with single-sided use office shelving at a depth of 300 mm
- **25 mm edge height**
- The **central stopper** prevents the files and documents from sliding through

#### Our bestseller

### **MULTIplus150**

#### The all-rounder

- **150 kg shelf load:** For use with double-sided use office shelving at a depth of 600 mm
- Unique for the shelf load, **edge height of only 25 mm**
- The **central stopper** prevents the files and documents from sliding through

## » Stop bars and central stoppers to ensure everything stays in place

With office shelving from SCHULTE Lagertechnik, the falling out or pushing of folders through a **stop bar** or a **central stopper** is prevented.

For 300 mm deep shelves, the stop bar prevents the folders from being pushed through.


For 600 mm deep shelves, the central stopper prevents the files from being pushed through. All shelves with a depth of 600 mm have a standard **central stopper perforation**.



Stop bar



Central stopper



## » Variable widths and depths for optimum adaptation

Shelves for the office shelving are available in four different widths and a wide range of depths. This enables optimal customisation to the existing storage area and the stored items.


## » Surfaces in a diverse range

The standard version of all shelves and profiles are supplied as sendzimir galvanised or powder coated in RAL 7035 light grey. The T-profile frames are also available in black.

### Surface versions:



sendzimir-galvanised



RAL 7035 light grey



Black  
Only T-profile frames

## » Office shelving plug-in system

Modular, flexible, innovative

- Fast and simple installation, flexible retrofitting possible
- If desired with stop bar or central stopper to prevent the files sliding through or falling out
- Modular adaptation of the shelving thanks to comprehensive range of system accessories and compatibility
- Suitable for constructing multi-level shelving systems
- 300 mm shelf depth: up to 96 files per shelf bay at a height of 2,300 mm  
600 mm shelf depth: up to 192 files per shelf bay at a height of 2,300 mm



## » MULTIplus T-profiles

flexible in height  
through 25 mm grid

The perforations in **the MULTIplus T-profiles** in the SCHULTE plug-in system are arranged in a **25 mm grid**. In combination with the **MULTIplus** shelves, which also have an edge height of 25 mm, this results in a unique flexibility of the Height adjustability.

The coordination between grid and shelves enables optimal adaptation to the goods to be stored and thus allows the highest possible utilisation of the shelf volume.





## » Single-sided use

Bracing with cross brace  
Stop bar for 300 mm shelf depth

For 300 mm deep shelves, the **stop bar** prevents the folders from being pushed through.

### Benefits:

- More economical bracing variation for single-sided use
- Stop bars (optional accessory) prevent folders or documents from being pushed through
- Optimal adjustability as a result of **MULTIplus85** shelves
- Ideal for installing rows of shelving in front of walls

Stop bar

## » Double-sided use

Bracing using face beams  
Central stopper for shelf depths of 600 mm

Face beams are simply inserted into the perforation grid of the **MULTIplus** T-profile frames and ensure a high degree of stability.

For 600 mm deep shelves, the **central stopper** prevents the folders from sliding through. The shelves have a standard **central stopper perforation**.

### Benefits:

- Bracing variations for double-sided use
- The central stopper (optional accessory) prevents the files and documents from sliding through
- Optimal adjustability as a result of **MULTIplus150** shelves
- Ideal for constructing freestanding rows of shelving



Central stopper



## Bolted system

### » Office shelving bolted system

robust, versatile, economically priced

- The economically priced system for one-story rows of shelving
- Assembly through bolting in the angle profiles and shelves
- If desired with stop bar or central stopper to prevent the files sliding through or falling out
- 300 mm shelf depth: up to 96 files per shelf bay at a height of 2,300 mm  
600 mm shelf depth: up to 192 files per shelf bay at a height of 2,300 mm

### » Angle profiles

Height can be varied by increments of 25 mm

The angle profiles are available in two different versions, depending on the intended application. A range of dimensions and material strengths ensure high stability for every shelving unit.

The perforations in **the angle profiles in the** SCHULTE bolted system are arranged in a **25 mm grid**. In combination with the **MULTIplus** shelves there is a unique flexibility of height adjustment.

You save space due to small assembly dimensions for long rows of shelves through slim angle profiles.





## » Single-sided use

Bracing through corner angle  
Stop bar for 300 mm shelf depth



Stop bar

For 300 mm deep shelves, the **stop bar** prevents the folders from being pushed through.

### Benefits:

- More economical bracing variation for single-sided use
- Stop bars (optional accessory) prevent folders or documents from being pushed through
- Optimal together with **MULTIplus85** shelves
- Ideal for installing rows of shelving in front of walls

## » Double-sided use

Bracing through corner angle  
Central stopper for shelf depths of 600 mm

For 600 mm deep shelves, the **central stopper** prevents the folders from being pushed through. The shelves have a standard **central stopper perforation**.

### Benefits:

- Bracing variations for double-sided use
- The central stopper (optional accessory) prevents the files and documents from sliding through
- Optimal together with **MULTIplus150** shelves
- Ideal for constructing freestanding rows of shelving



Central stopper





# » Office shelving plug-in system

for storing and organisation in the office and archives

Shelving systems  
Plug-in system

Shelving systems  
Bolted system

Shelving systems  
Office

Wide-span shelving

Pallet racking

Cantilever racking

Shelving systems and  
mezzanine systems



**Planning**

The specified load capacities apply to uniformly distributed loads per shelf.

Folder heights (OH) determine the number of storage levels.

For complete shelving units, T-profiles and depth ledgers are supplied as standard in **MULTIplus** pluggable. If you require pre-assembled frames, these are riveted at the factory at an extra charge (see page 83).

**Safety**

**Shelving with a height/depth ratio greater than 5:1 must be secured against tipping in accordance with the DGUV (German statutory accident insurance association) regulation 108-007 (BGR 234).**

**Example:**  
A single-sided use office shelf unit with a depth of 300 mm and a height of 1,800 mm must be secured by wall anchoring.  
An office shelf unit with a depth of 600 mm that can be used on both sides may be set up to a height of 3,000 mm without anti-tilt protection.

**Assembly measurements**

**Starter shelving:**  
Nominal length + 60 mm

**Extension shelving:**  
Nominal length + 6 mm

**Total frame depth:**  
Nominal depth + 36 mm

**Buckling length:**  
All order proposals are statically designed for a maximum buckling length of 600 mm. Larger buckling lengths are possible on request.



**Stop bars**

For one-sided office shelving with a depth of 300 mm, a stop bar can be used.



**Central stopper**

A central stopper can be used for two-sided office shelving with a depth of 600 mm. The shelves have a central stopper perforation as standard.



**Non-perforated T-profile frames**

To ensure an elegant appearance, all plug-in office shelving systems are supplied with non-perforated frame fronts and shelves.

**Product features**

**Single-sided use**

- Reinforcement by cross braces
- Stop bars (optional accessory) prevent folders or documents from being pushed through
- Optimal adjustability as a result of **MULTIplus85** shelves
- 300 mm shelf depth: contains up to 96 files per bay at a height of 2,300 mm
- attractive appearance due to unperforated T-profile fronts and shelves
- Ideal for installing rows of shelving in front of walls

**Double-sided use**

- Bracing using face beams
- The centre stoppers (optional accessory) prevent the files and documents from sliding through
- Optimal adjustability as a result of **MULTIplus150** shelves
- 600 mm shelf depth: contains up to 192 files per bay at a height of 2,300 mm
- attractive appearance due to unperforated T-profile fronts and shelves
- Ideal for constructing freestanding rows of shelving

**Quick finder**

Shelves	154
T-section frame	156
Stop bars & central stoppers	157
Subdivisions	158
Hinged doors	159

**The right shelf?**



For all office shelving, the shelves have already been adapted to suit the load.  
 For double-sided use office shelving with a depth of 600 mm a **MULTIplus150** shelf is used.  
**MULTIplus85** shelves are used for one-sided office shelving with a depth of 300 mm.



Plug-in system | Single-sided use | 300 mm depth | Cross brace

## Office shelving plug-in system MULTIplus85

Single-sided use · 300 mm depth · bracing with cross brace



### Shelf width 750 mm · shelf load 85 kg

					300 mm depth with stop bar (additional shelf incl. stop bar)				300 mm depth without stop bar (additional shelf without stop bar)			
					The cover shelf does not have a stop bar.							
	Height mm	Bay load Tons	Shelves (folder heights)	Folder Items	Starter shelving		Extension shelving		Starter shelving		Extension shelving	
					Icon	Price	Icon	Price	Icon	Price	Icon	Price
Galvanised	1,800	1,300	5 (4 OH)	36	17700	163.89 €	17703	117.99 €	17718	152.66 €	17721	106.76 €
	2,000	1,400	6 (5 OH)	45	17706	182.93 €	17709	135.00 €	17724	168.89 €	17727	120.96 €
	2,300	1,100	7 (6 OH)	54	17712	208.63 €	17715	155.34 €	17730	191.79 €	17733	138.50 €
	Additional shelf with 4 shelf supports				11123-B-AL	14.98 €	11123-B-AL	14.98 €	11123-B	12.17 €	11123-B	12.17 €
RAL 7035 light grey	1,800	1,300	5 (4 OH)	36	36000	200.87 €	36003	145.63 €	36018	179.66 €	36021	124.42 €
	2,000	1,400	6 (5 OH)	45	36006	228.19 €	36009	168.87 €	36024	201.67 €	36027	142.35 €
	2,300	1,100	7 (6 OH)	54	36012	260.59 €	36015	194.63 €	36030	228.77 €	36033	162.81 €
	Additional shelf with 4 shelf supports				30123-B-AL	19.14 €	30123-B-AL	19.14 €	30123-B	13.84 €	30123-B	13.84 €
Frames: black Shelves: light grey	1,800	1,300	5 (4 OH)	36	36000-S	200.87 €	36003-S	145.63 €	36018-S	179.66 €	36021-S	124.42 €
	2,000	1,400	6 (5 OH)	45	36006-S	228.19 €	36009-S	168.87 €	36024-S	201.67 €	36027-S	142.35 €
	2,300	1,100	7 (6 OH)	54	36012-S	260.59 €	36015-S	194.63 €	36030-S	228.77 €	36033-S	162.81 €
	Additional shelf with 4 shelf supports				30123-B-AL	19.14 €	30123-B-AL	19.14 €	30123-B	13.84 €	30123-B	13.84 €

### Shelf width 1,000 mm · shelf load 85 kg

					300 mm depth with stop bar (additional shelf incl. stop bar)				300 mm depth without stop bar (additional shelf without stop bar)			
					The cover shelf does not have a stop bar.							
	Height mm	Bay load kg	Shelves (folder heights)	Folder Items	Starter shelving		Extension shelving		Starter shelving		Extension shelving	
					Icon	Price	Icon	Price	Icon	Price	Icon	Price
Galvanised	1,800	1,300	5 (4 OH)	48	17701	176.67 €	17704	130.77 €	17719	162.39 €	17722	116.49 €
	2,000	1,400	6 (5 OH)	60	17707	198.42 €	17710	150.49 €	17725	180.57 €	17728	132.64 €
	2,300	1,100	7 (6 OH)	72	17713	226.82 €	17716	173.53 €	17731	205.41 €	17734	152.12 €
	Additional shelf with 4 shelf supports				11133-B-AL	17.69 €	11133-B-AL	17.69 €	11133-B	14.12 €	11133-B	14.12 €
RAL 7035 light grey	1,800	1,300	5 (4 OH)	48	36001	212.63 €	36004	157.40 €	36019	188.82 €	36022	133.59 €
	2,000	1,400	6 (5 OH)	60	36007	242.44 €	36010	183.11 €	36025	212.68 €	36028	153.35 €
	2,300	1,100	7 (6 OH)	72	36013	277.32 €	36016	211.36 €	36031	241.60 €	36034	175.65 €
	Additional shelf with 4 shelf supports				30133-B-AL	21.62 €	30133-B-AL	21.62 €	30133-B	15.67 €	30133-B	15.67 €
Frames: black Shelves: light grey	1,800	1,300	5 (4 OH)	48	36001-S	212.63 €	36004-S	157.40 €	36019-S	188.82 €	36022-S	133.59 €
	2,000	1,400	6 (5 OH)	60	36007-S	242.44 €	36010-S	183.11 €	36025-S	212.68 €	36028-S	153.35 €
	2,300	1,100	7 (6 OH)	72	36013-S	277.32 €	36016-S	211.36 €	36031-S	241.60 €	36034-S	175.65 €
	Additional shelf with 4 shelf supports				30133-B-AL	21.62 €	30133-B-AL	21.62 €	30133-B	15.67 €	30133-B	15.67 €

### Shelf width 1,300 mm · shelf load 85 kg

					300 mm depth with stop bar (additional shelf incl. stop bar)				300 mm depth without stop bar (additional shelf without stop bar)			
					The cover shelf does not have a stop bar.							
	Height mm	Bay load kg	Shelves (folder heights)	Folder Items	Starter shelving		Extension shelving		Starter shelving		Extension shelving	
					Icon	Price	Icon	Price	Icon	Price	Icon	Price
Galvanised	1,800	1,300	5 (4 OH)	64	17702	205.55 €	17705	158.22 €	17720	188.40 €	17723	141.06 €
	2,000	1,400	6 (5 OH)	80	17708	232.65 €	17711	183.28 €	17726	211.21 €	17729	161.84 €
	2,300	1,100	7 (6 OH)	96	17714	266.40 €	17717	211.67 €	17732	240.67 €	17735	185.95 €
	Additional shelf with 4 shelf supports				11153-B-AL	23.03 €	11153-B-AL	23.03 €	11153-B	18.75 €	11153-B	18.75 €
RAL 7035 light grey	1,800	1,300	5 (4 OH)	64	36002	246.77 €	36005	190.09 €	36020	219.63 €	36023	162.96 €
	2,000	1,400	6 (5 OH)	80	36008	282.99 €	36011	222.22 €	36026	249.07 €	36029	188.30 €
	2,300	1,100	7 (6 OH)	96	36014	324.29 €	36017	256.89 €	36032	283.58 €	36035	216.19 €
	Additional shelf with 4 shelf supports				30153-B-AL	28.04 €	30153-B-AL	28.04 €	30153-B	21.26 €	30153-B	21.26 €
Frames: black Shelves: light grey	1,800	1,300	5 (4 OH)	64	36002-S	246.77 €	36005-S	190.09 €	36020-S	219.63 €	36023-S	162.96 €
	2,000	1,400	6 (5 OH)	80	36008-S	282.99 €	36011-S	222.22 €	36026-S	249.07 €	36029-S	188.30 €
	2,300	1,100	7 (6 OH)	96	36014-S	324.29 €	36017-S	256.89 €	36032-S	283.58 €	36035-S	216.19 €
	Additional shelf with 4 shelf supports				30153-B-AL	28.04 €	30153-B-AL	28.04 €	30153-B	21.26 €	30153-B	21.26 €

All prices without equipment. The tables show ordering examples. Other dimensions and versions on request.

■ 5 days from warehouse

Shelving systems plug-in system | Shelving systems Bolted system | Shelving systems Office | Shelving systems Wide-span shelving | Pallet racking | Cantilever racking | Shelving systems and mezzanine systems



## Office shelving plug-in system Multiplus150

Double-sided use · 600 mm depth · bracing with face beams



### Shelf width 750 mm · shelf load 150 kg

					600 mm depth with central stopper (additional shelf incl. central stopper) The cover shelf does not have a central stopper.				600 mm depth without central stopper (additional shelf without central stopper)			
	Height mm	Bay load kg	Shelves (folder heights)	Folder Items	Starter shelving		Extension shelving		Starter shelving		Extension shelving	
					Icon	Price	Icon	Price	Icon	Price	Icon	Price
Galvanised	1,800	1,300	5 (4 OH)	72	17736	228.20 €	17739	183.58 €	17754	214.04 €	17757	169.42 €
	2,000	1,400	6 (5 OH)	90	17742	256.89 €	17745	209.95 €	17760	239.19 €	17763	192.25 €
	2,300	1,100	7 (6 OH)	108	17748	291.68 €	17751	239.38 €	17766	270.44 €	17769	218.13 €
	Additional shelf with 4 shelf supports					17207-B-MA	24.06 €	17207-B-MA	24.06 €	17207-B	20.53 €	17207-B
RAL 7035 light grey	1,800	1,300	5 (4 OH)	72	36036	281.86 €	36039	227.64 €	36054	267.70 €	36057	213.48 €
	2,000	1,400	6 (5 OH)	90	36042	320.25 €	36045	261.94 €	36060	302.55 €	36063	244.24 €
	2,300	1,100	7 (6 OH)	108	36048	363.73 €	36051	298.79 €	36066	342.48 €	36069	277.54 €
	Additional shelf with 4 shelf supports					37207-B-MA	30.21 €	37207-B-MA	30.21 €	37207-B	26.68 €	37207-B
Frames: black Shelves: light grey	1,800	1,300	5 (4 OH)	72	36036-S	281.86 €	36039-S	227.64 €	36054-S	267.70 €	36057-S	213.48 €
	2,000	1,400	6 (5 OH)	90	36042-S	320.25 €	36045-S	261.94 €	36060-S	302.55 €	36063-S	244.24 €
	2,300	1,100	7 (6 OH)	108	36048-S	363.73 €	36051-S	298.79 €	36066-S	342.48 €	36069-S	277.54 €
	Additional shelf with 4 shelf supports					37207-B-MA	30.21 €	37207-B-MA	30.21 €	37207-B	26.68 €	37207-B

### Shelf width 1,000 mm · shelf load 150 kg

					600 mm depth with central stopper (additional shelf incl. central stopper) The cover shelf does not have a central stopper.				600 mm depth without central stopper (additional shelf without central stopper)			
	Height mm	Bay load kg	Shelves (folder heights)	Folder Items	Starter shelving		Extension shelving		Starter shelving		Extension shelving	
					Icon	Price	Icon	Price	Icon	Price	Icon	Price
Galvanised	1,800	1,300	5 (4 OH)	96	17737	273.69 €	17740	229.07 €	17755	254.85 €	17758	210.22 €
	2,000	1,400	6 (5 OH)	120	17743	310.96 €	17746	264.02 €	17761	287.40 €	17764	240.46 €
	2,300	1,100	7 (6 OH)	144	17749	354.32 €	17752	302.02 €	17767	326.05 €	17770	273.75 €
	Additional shelf with 4 shelf supports					17261-B-MA	32.64 €	17261-B-MA	32.64 €	17261-B	27.92 €	17261-B
RAL 7035 light grey	1,800	1,300	5 (4 OH)	96	36037	316.97 €	36040	262.75 €	36055	298.12 €	36058	243.90 €
	2,000	1,400	6 (5 OH)	120	36043	361.68 €	36046	303.37 €	36061	338.13 €	36064	279.81 €
	2,300	1,100	7 (6 OH)	144	36049	411.47 €	36052	346.53 €	36067	383.20 €	36070	318.27 €
	Additional shelf with 4 shelf supports					37261-B-MA	36.53 €	37261-B-MA	36.53 €	37261-B	31.82 €	37261-B
Frames: black Shelves: light grey	1,800	1,300	5 (4 OH)	96	36037-S	316.97 €	36040-S	262.75 €	36055-S	298.12 €	36058-S	243.90 €
	2,000	1,400	6 (5 OH)	120	36043-S	361.68 €	36046-S	303.37 €	36061-S	338.13 €	36064-S	279.81 €
	2,300	1,100	7 (6 OH)	144	36049-S	411.47 €	36052-S	346.53 €	36067-S	383.20 €	36070-S	318.27 €
	Additional shelf with 4 shelf supports					37261-B-MA	36.53 €	37261-B-MA	36.53 €	37261-B	31.82 €	37261-B

### Shelf width 1,300 mm · shelf load 150 kg

					600 mm depth with central stopper (additional shelf incl. central stopper) The cover shelf does not have a central stopper.				600 mm depth without central stopper (additional shelf without central stopper)			
	Height mm	Bay load kg	Shelves (folder heights)	Folder Items	Starter shelving		Extension shelving		Starter shelving		Extension shelving	
					Icon	Price	Icon	Price	Icon	Price	Icon	Price
Galvanised	1,800	1,300	5 (4 OH)	128	17738	321.90 €	17741	277.28 €	17756	297.31 €	17759	252.68 €
	2,000	1,400	6 (5 OH)	160	17744	367.41 €	17747	320.47 €	17762	336.66 €	17765	289.72 €
	2,300	1,100	7 (6 OH)	192	17750	419.00 €	17753	366.70 €	17768	382.10 €	17771	329.80 €
	Additional shelf with 4 shelf supports					17561-B-MA	40.88 €	17561-B-MA	40.88 €	17561-B	34.72 €	17561-B
RAL 7035 light grey	1,800	1,300	5 (4 OH)	128	36038	368.17 €	36041	313.95 €	36056	343.57 €	36059	289.35 €
	2,000	1,400	6 (5 OH)	160	36044	422.30 €	36047	363.99 €	36062	391.55 €	36065	333.24 €
	2,300	1,100	7 (6 OH)	192	36050	481.52 €	36053	416.58 €	36068	444.62 €	36071	379.68 €
	Additional shelf with 4 shelf supports					37561-B-MA	45.95 €	37561-B-MA	45.95 €	37561-B	39.81 €	37561-B
Frames: black Shelves: light grey	1,800	1,300	5 (4 OH)	128	36038-S	368.17 €	36041-S	313.95 €	36056-S	343.57 €	36059-S	289.35 €
	2,000	1,400	6 (5 OH)	160	36044-S	422.30 €	36047-S	363.99 €	36062-S	391.55 €	36065-S	333.24 €
	2,300	1,100	7 (6 OH)	192	36050-S	481.52 €	36053-S	416.58 €	36068-S	444.62 €	36071-S	379.68 €
	Additional shelf with 4 shelf supports					37561-B-MA	45.95 €	37561-B-MA	45.95 €	37561-B	39.81 €	37561-B

All prices without equipment. The tables show ordering examples. Other dimensions and versions on request.

■ 5 days from warehouse

Shelving systems Plug-in system  
Shelving systems Bolted system  
Shelving systems Office  
Wide-span shelving  
Pallet racking  
Cantilever racking  
Shelving systems and mezzanine systems

# Office shelving bolted system

for storing and organisation in the office and archives

- Shelving systems plug-in system
- Shelving systems Bolted system
- Shelving systems Office
- Wide-span shelving
- Pallet racking
- Cantilever racking
- Shelving systems and mezzanine systems



**Planning**

The specified load capacities apply to evenly distributed loads per shelf.

Folder heights (OH) indicate the number of storage levels.

**Safety**

**Shelving with a height/depth ratio greater than 5:1 must be secured against tipping in accordance with the DGUV (German statutory accident insurance association) regulation 108-007 (BGR 234).**

**Example:**  
A single-sided use office shelf unit with a depth of 300 mm and a height of 1,800 mm must be secured by wall anchoring.

An office shelf unit with a depth of 600 mm that can be used on both sides may be set up to a height of 3,000 mm without anti-tilt protection.

**Assembly measurements**

**Starter shelving:**  
Nominal length + 6 mm

**Extension shelving:**  
Nominal length + 3 mm

**Total frame depth:**  
Nominal depth + 6 mm

**Buckling length:**  
The first shelf must be inserted at a height of 100 mm. The free buckling length must not exceed 500 mm. Larger buckling lengths are possible on request.

All prices without fitting. The tables show ordering examples. Other dimensions and versions on request.



**Stop bars**

For one-sided office shelving with a depth of 300 mm, a stop bar can be used.



**Central stopper**

A central stopper can be used for two-sided office shelving with a depth of 600 mm. The shelves have a central stopper perforation as standard.



**Bracing through corner angle**

The bracing of the shelves with corner angles is optimal for use on both sides.

**Product features**

**Single-sided use**

- Stop bars (optional accessory) prevent folders or documents from being pushed through
- Optimal adjustability as a result of **MULTIPLUS85** shelves
- 300 mm shelf depth: contains up to 96 files per bay at a height of 2,300 mm
- Ideal for installing rows of shelving in front of walls
- Bracing through corner angle

**Double-sided use**

- The central stopper (optional accessory) prevents the files and documents from sliding through
- Optimal adjustability as a result of **MULTIplus150** shelves
- 600 mm shelf depth: contains up to 192 files per bay at a height of 2,300 mm
- Ideal for constructing freestanding rows of shelving
- Bracing through corner angle

**Quick finder**

Complete shelving units bolted system	150 - 151
Pendulum stapler / threading rod shelving unit bolted system	152
Pendulum stapler shelf Plug-in system	153
Shelves	154
Angle profiles	156
Stop bars & central stoppers	157
Subdivisions	158
Hinged doors	159

**Bracing using face beams, cross braces or corner angles**



Please refer to the assembly instructions for the number of levels to be braced. Office shelving as bolted systems are braced using corner angles. Office shelving units as a plug-in system are used for one-sided use with a cross brace, stiffened by face beams for use on both sides.





## Office shelving bolted system MULTIplus85

Single-sided use · 300 mm depth · bracing with corner angles



### Shelf width 750 mm · shelf load 85 kg

					300 mm depth with stop bar (additional shelf incl. stop bar)				300 mm depth without stop bar (additional shelf without stop bar)			
					The cover shelf does not have a stop bar.							
	Height mm	Bay load kg	Shelves (folder heights)	Folder Items	Starter shelving		Extension shelving		Starter shelving		Extension shelving	
						Price		Price		Price		Price
Galvanised	1,800	340	5 (4 OH)	36	10447	116.04 €	10448	92.26 €	10432	104.81 €	10433	80.30 €
	2,000	340	6 (5 OH)	45	10452	134.69 €	10453	108.75 €	10437	120.65 €	10438	93.80 €
	2,300	340	7 (6 OH)	54	10457	161.23 €	10458	129.19 €	10442	144.39 €	10443	111.25 €
	Additional shelf with 8 bolts and nuts					11123-A-AL	15.43 €	11123-A-AL	15.43 €	11123-A	12.62 €	11123-A
RAL 7035 light grey	1,800	340	5 (4 OH)	36	30417	134.18 €	30418	110.48 €	30402	113.98 €	30403	89.04 €
	2,000	340	6 (5 OH)	45	30422	158.40 €	30423	131.84 €	30407	131.88 €	30408	104.41 €
	2,300	340	7 (6 OH)	54	30427	188.71 €	30428	156.24 €	30412	156.89 €	30413	123.32 €
	Additional shelf with 8 bolts and nuts					30123-A-AL	19.59 €	30123-A-AL	19.59 €	30123-A	14.29 €	30123-A

### Shelf width 1,000 mm · shelf load 85 kg

					300 mm depth with stop bar (additional shelf incl. stop bar)				300 mm depth without stop bar (additional shelf without stop bar)			
					The cover shelf does not have a stop bar.							
	Height mm	Bay load kg	Shelves (folder heights)	Folder Items	Starter shelving		Extension shelving		Starter shelving		Extension shelving	
						Price		Price		Price		Price
Galvanised	1,800	340	5 (4 OH)	48	10445	127.81 €	10446	104.53 €	10430	114.55 €	10431	90.03 €
	2,000	340	6 (5 OH)	60	10450	150.18 €	10451	124.24 €	10435	132.33 €	10436	105.48 €
	2,300	340	7 (6 OH)	72	10455	179.43 €	10456	147.38 €	10440	158.02 €	10441	124.87 €
	Additional shelf with 8 bolts and nuts					11133-A-AL	18.14 €	11133-A-AL	18.14 €	11133-A	14.57 €	11133-A
RAL 7035 light grey	1,800	340	5 (4 OH)	48	30415	145.94 €	30416	122.25 €	30400	123.15 €	30401	98.21 €
	2,000	340	6 (5 OH)	60	30420	172.65 €	30421	146.09 €	30405	142.88 €	30406	115.41 €
	2,300	340	7 (6 OH)	72	30425	205.44 €	30426	172.97 €	30410	169.73 €	30411	136.16 €
	Additional shelf with 8 bolts and nuts					30133-A-AL	22.07 €	30133-A-AL	22.07 €	30133-A	16.12 €	30133-A

### Shelf width 1,300 mm · shelf load 85 kg

					300 mm depth with stop bar (additional shelf incl. stop bar)				300 mm depth without stop bar (additional shelf without stop bar)			
					The cover shelf does not have a stop bar.							
	Height mm	Bay load kg	Shelves (folder heights)	Folder Items	Starter shelving		Extension shelving		Starter shelving		Extension shelving	
						Price		Price		Price		Price
Galvanised	1,800	340	5 (4 OH)	64	17120	153.82 €	17121	130.54 €	17126	137.68 €	17127	113.16 €
	2,000	340	6 (5 OH)	80	17122	181.53 €	17123	155.59 €	17128	160.09 €	17129	133.24 €
	2,300	340	7 (6 OH)	96	17124	216.13 €	17125	184.08 €	17130	190.40 €	17131	157.26 €
	Additional shelf with 8 bolts and nuts					11153-A-AL	23.48 €	11153-A-AL	23.48 €	11153-A	19.20 €	11153-A
RAL 7035 light grey	1,800	340	5 (4 OH)	64	37120	177.20 €	37121	153.50 €	37126	151.08 €	37127	126.14 €
	2,000	340	6 (5 OH)	80	37122	210.32 €	37123	183.76 €	37128	176.40 €	37129	148.92 €
	2,300	340	7 (6 OH)	96	37124	249.53 €	37125	217.06 €	37130	208.82 €	37131	175.25 €
	Additional shelf with 8 bolts and nuts					30153-A-AL	28.49 €	30153-A-AL	28.49 €	30153-A	21.71 €	30153-A

## Office shelving bolted system MULTIplus150

Double-sided use · 600 mm depth · bracing with corner angles



### Shelf width 750 mm · shelf load 150 kg

					600 mm depth with central stopper (additional shelf incl. central stopper) The cover shelf does not have a central stopper.				600 mm depth without central stopper (additional shelf without central stopper)			
	Height mm	Bay load kg	Shelves (folder heights)	Folder Items	Starter shelving		Extension shelving		Starter shelving		Extension shelving	
					Icon	Price	Icon	Price	Icon	Price	Icon	Price
Galvanised	1,800	730	5 (4 OH)	72	12147	165.69 €	12148	138.69 €	12132	151.53 €	12133	124.53 €
	2,000	730	6 (5 OH)	90	12152	193.42 €	12153	164.08 €	12137	175.72 €	12138	146.38 €
	2,300	660	7 (6 OH)	108	12157	214.72 €	12158	190.94 €	12142	202.84 €	12143	169.70 €
	Additional shelf with 8 bolts and nuts					17207-A-MA	24.51 €	17207-A-MA	24.51 €	17207-A	20.97 €	17207-A
RAL 7035 light grey	1,800	730	5 (4 OH)	72	32117	197.29 €	32118	169.87 €	32102	183.13 €	32103	155.71 €
	2,000	730	6 (5 OH)	90	32122	231.56 €	32123	201.60 €	32107	213.86 €	32108	183.90 €
	2,300	660	7 (6 OH)	108	32127	267.13 €	32128	233.99 €	32112	246.74 €	32113	213.17 €
	Additional shelf with 8 bolts and nuts					37207-A-MA	30.66 €	37207-A-MA	30.66 €	37207-A	27.08 €	37207-A

### Shelf width 1,000 mm · shelf load 150 kg

					600 mm depth with central stopper (additional shelf incl. central stopper) The cover shelf does not have a central stopper.				600 mm depth without central stopper (additional shelf without central stopper)			
	Height mm	Bay load kg	Shelves (folder heights)	Folder Items	Starter shelving		Extension shelving		Starter shelving		Extension shelving	
					Icon	Price	Icon	Price	Icon	Price	Icon	Price
Galvanised	1,800	730	5 (4 OH)	96	12145	207.40 €	12146	180.40 €	12130	188.56 €	12131	161.56 €
	2,000	730	6 (5 OH)	120	12150	243.71 €	12151	214.37 €	12135	220.15 €	12136	190.81 €
	2,300	660	7 (6 OH)	144	12155	282.95 €	12156	249.80 €	12140	254.68 €	12141	221.53 €
	Additional shelf with 8 bolts and nuts					17261-A-MA	33.09 €	17261-A-MA	33.09 €	17261-A	28.38 €	17261-A
RAL 7035 light grey	1,800	730	5 (4 OH)	96	32115	227.71 €	32116	200.29 €	32100	208.87 €	32101	181.45 €
	2,000	730	6 (5 OH)	120	32120	268.31 €	32121	238.35 €	32105	244.75 €	32106	214.79 €
	2,300	660	7 (6 OH)	144	32125	310.20 €	32126	277.05 €	32110	282.78 €	32111	249.21 €
	Additional shelf with 8 bolts and nuts					37261-A-MA	36.98 €	37261-A-MA	36.98 €	37261-A	32.27 €	37261-A

### Shelf width 1,300 mm · shelf load 150 kg

					600 mm depth with central stopper (additional shelf incl. central stopper) The cover shelf does not have a central stopper.				600 mm depth without central stopper (additional shelf without central stopper)			
	Height mm	Bay load kg	Shelves (folder heights)	Folder Items	Starter shelving		Extension shelving		Starter shelving		Extension shelving	
					Icon	Price	Icon	Price	Icon	Price	Icon	Price
Galvanised	1,800	730	5 (4 OH)	128	17132	247.15 €	17133	220.15 €	17138	222.55 €	17139	195.55 €
	2,000	730	6 (5 OH)	160	17134	291.69 €	17135	262.35 €	17140	260.94 €	17141	231.60 €
	2,300	660	7 (6 OH)	192	17136	339.17 €	17137	301.34 €	17142	302.27 €	17143	269.12 €
	Additional shelf with 8 bolts and nuts					17561-A-MA	41.33 €	17561-A-MA	41.33 €	17561-A	35.17 €	17561-A
RAL 7035 light grey	1,800	730	5 (4 OH)	128	37132	273.38 €	37133	245.96 €	37138	248.78 €	37139	221.36 €
	2,000	730	6 (5 OH)	160	37134	323.40 €	37135	293.44 €	37140	292.65 €	37141	262.69 €
	2,300	660	7 (6 OH)	192	37136	374.71 €	37137	341.57 €	37142	338.66 €	37143	305.09 €
	Additional shelf with 8 bolts and nuts					37561-A-MA	46.41 €	37561-A-MA	46.41 €	37561-A	40.25 €	37561-A

Shelving systems Plus-in system  
Shelving systems Bolted system  
Shelving systems Office  
Wide-span shelving  
Pallet racking  
Cantilever racking  
Shelving systems and mezzanine systems



## Suspension file shelving unit, bolted system

### Single-sided use

#### Properties

- Suitable for the most popular filing systems (Elba / Leitz or Zippel)
- Suspension rod load capacity of up to 45 kg
- Bracing through corner angles
- Angle profiles and shelves in RAL 7035 light grey, suspension rod galvanised

#### Benefits

- Space saving and organised storage of folders and files

#### Bolted system for Elba / Leitz – shelf load 45 kg STANDARD

Height mm	Width mm	Bay load kg	Suspension rod	Depth mm 350		350	
				Starter shelving	Extension shelving	30670	30675
1,800	1,000	500	5	30670	296.04 €	30675	234.48 €
2,000	1,000	500	6	30671	342.44 €	30676	271.86 €
2,300	1,000	750	7	30672	390.99 €	30677	310.31 €
Additional suspension rod STANDARD				30670-E	39.24 €	30670-F	33.80 €

#### Bolted system for Zippel / Leitz – shelf load 45 kg STANDARD

Height mm	Width mm	Bay load kg	Suspension rod	Depth mm 350		350	
				Starter shelving	Extension shelving	30670-Z	30675-Z
1,800	1,000	500	5	30670-Z	338.77 €	30675-Z	277.22 €
2,000	1,000	500	6	30671-Z	393.73 €	30676-Z	323.15 €
2,300	1,000	750	7	30672-Z	450.82 €	30677-Z	370.14 €
Additional suspension rod STANDARD				30670-G	47.79 €	30670-H	42.34 €

Additional shelf: 1,000 x 350 mm RAL 7035 light grey 8 bolts / nuts				31431-A	17.05 €		
---	--	--	--	---------	---------	--	--

**Hint:** The bay load specifications only apply to starter shelving. For the combination of starter shelving with extension shelving, the bay loads of the starter shelving are reduced by 50 %!



## Threaded rod, bolted shelving

### Double-sided use

#### Properties

- Threaded rod load capacity of 70 kg applies to uniformly distributed loads
- Bracing through corner angles
- Angle profiles and shelves in galvanised or RAL 7035 light grey, threading rods galvanised

#### Benefits

- Organisation through 3 bays per shelf, with 4 threaded rods pre shelf
- No falling out at the side through boundary with angle profiles

	Height mm	Width mm	Bay load kg	Shelves	Depth mm 350		350	
					Starter shelving	Extension shelving	10700	10705
Galvanised	1,800	900	500	5	10700	134.19 €	10705	109.68 €
	2,000	900	500	6	10701	154.65 €	10706	127.79 €
	2,300	900	750	7	10702	188.87 €	10707	155.72 €
	Additional shelf with 8 bolts / nuts				11414-A	15.66 €	11414-A	15.66 €
RAL 7035 light grey	1,800	900	500	5	30690	147.24 €	30695	122.30 €
	2,000	900	500	6	30691	170.53 €	30696	143.05 €
	2,300	900	750	7	30692	206.79 €	30697	173.22 €
	Additional shelf with 8 bolts / nuts				31404-A	18.10 €	31404-A	18.10 €

All prices without fitting. The tables show ordering examples. Other dimensions and versions on request.

■ 5 days from warehouse



## Suspension file shelving, plug-in system

### Single-sided use

#### Properties

- Suitable for the most popular filing systems (Elba / Leitz or Zippel)
- Suspension rod load capacity of up to 45 kg or respectively 90 kg
- Bracing with cross braces
- T-profiles, shelves and crossbeams in RAL 7035 light grey, pendulum rods galvanised

#### Benefits

- Space-saving and organised storage of suspension pocket files and folders

### Plug-in system for Elba / Leitz – shelf load 45 kg STANDARD

Height mm	Width mm	Bay load kg	Suspension rod	Depth mm	
				350	350
				Starter shelving	Extension shelving
1,800	750	1,300	5	30610-N-75 ■ 351.05 €	30613-N-75 ■ 295.27 €
2,000	750	1,400	6	30611-N-75 ■ 401.23 €	30614-N-75 ■ 341.37 €
2,300	750	1,100	7	30612-N-75 ■ 456.49 €	30615-N-75 ■ 390.00 €
1,800	1,000	1,300	5	30610-N ■ 346.09 €	30613-N ■ 290.32 €
2,000	1,000	1,400	6	30611-N ■ 394.55 €	30614-N ■ 334.68 €
2,300	1,000	1,100	7	30612-N ■ 448.07 €	30615-N ■ 381.58 €
Additional suspension rod STANDARD 750 mm				30616-N-75 ■ 42.00 €	30616-N-75 ■ 42.00 €
Additional suspension rod STANDARD 1,000 mm				30616-N ■ 40.27 €	30616-N ■ 40.27 €

### Plug-in system for Elba / Leitz – shelf load 90 kg EXTRA

Height mm	Width mm	Bay load kg	Suspension rod	Depth mm	
				350	350
				Starter shelving	Extension shelving
1,800	750	1,300	5	30610-75-N-90 ■ 485.04 €	30613-75-N-90 ■ 429.27 €
2,000	750	1,400	6	30611-75-N-90 ■ 562.03 €	30614-75-N-90 ■ 502.17 €
2,300	750	1,100	7	30612-75-N-90 ■ 644.09 €	30615-75-N-90 ■ 577.60 €
1,800	1,000	1,300	5	30610-N-90 ■ 478.75 €	30613-N-90 ■ 422.98 €
2,000	1,000	1,400	6	30611-N-90 ■ 553.73 €	30614-N-90 ■ 493.87 €
2,300	1,000	1,100	7	30612-N-90 ■ 633.79 €	30615-N-90 ■ 567.30 €
Additional suspension rod EXTRA 750 mm				30616-75-N-90 ■ 68.80 €	30616-75-N-90 ■ 68.80 €
Additional suspension rod EXTRA 1,000 mm				30616-N-90 ■ 66.80 €	30616-N-90 ■ 66.80 €

### Plug-in system for Zippel – shelf load 45 kg STANDARD

Height mm	Width mm	Bay load kg	Suspension rod	Depth mm	
				350	350
				Starter shelving	Extension shelving
1,800	750	1,300	5	30610-N-Z-75 ■ 411.13 €	30613-N-Z-75 ■ 355.36 €
2,000	750	1,400	6	30611-N-Z-75 ■ 473.34 €	30614-N-Z-75 ■ 413.47 €
2,300	750	1,100	7	30612-N-Z-75 ■ 540.62 €	30615-N-Z-75 ■ 474.13 €
1,800	1,000	1,300	5	30610-N-Z ■ 397.37 €	30613-N-Z ■ 341.59 €
2,000	1,000	1,400	6	30611-N-Z ■ 456.07 €	30614-N-Z ■ 396.21 €
2,300	1,000	1,100	7	30612-N-Z ■ 519.85 €	30615-N-Z ■ 453.36 €
Additional suspension rod STANDARD 750 mm				30616-N-Z-75 ■ 54.02 €	30616-N-Z-75 ■ 54.02 €
Additional suspension rod STANDARD 1,000 mm				30616-N-Z ■ 50.52 €	30616-N-Z ■ 50.52 €

Additional shelf 750 x 350 mm RAL 7035 light grey with 4 shelf supports	30028-B ■	14.74 €
Additional shelf: 1,000 x 350 mm RAL 7035 light grey with 4 shelf supports	31331-B ■	16.60 €



Shelving systems  
Plug-in system

Shelving systems  
Bolted system

Shelving systems  
Office

Wide-span shelving

Pallet racking

Cantilever racking

Shelving systems and  
mezzanine systems

# » Shelves for office shelving

in the variations **MULTIplus85** and **MULTIplus150**

Shelving systems  
Plug-in system

Shelving systems  
Bolted system

Shelving systems  
Office

Wide-span shelving

Pallet racking

Cantilever racking

Shelving systems and  
mezzanine systems



## MULTIplus85

### Shelves for office and archive shelving units

- With 25 mm edge height
- 85 kg load capacity per level
- without system perforation

#### Non-perforated

	Depth mm	Shelf width mm					
		750 mm		1,000 mm		1,300 mm	
Galvanised	300	11123 ■	11.16 €	11133 ■	13.10 €	11153 ■	17.73 €
RAL 7035 light grey	300	30123 ■	12.82 €	30133 ■	14.66 €	30153 ■	20.24 €

## Multiplus150

### Shelves for office and archive shelving units

- With 25 mm edge height
- 150 kg load capacity per shelf
- without system perforation

#### Perforated for the central stopper

	Depth mm	Shelf width mm					
		750 mm		1,000 mm		1,300 mm	
Galvanised	600	17207 ■	19.51 €	17261 ■	26.91 €	17561 ■	33.71 €
RAL 7035 light grey	600	37207 ■	25.66 €	37261 ■	30.81 €	37561 ■	38.79 €

All prices without fitting. The tables show ordering examples. Other dimensions and versions on request.

■ 5 days from warehouse

**Cross brace sets**

**for plug-in system-starter shelving**

- consisting of: 2 diagonal braces, 2 turnbuckles
- for bracing single-sided use plug-in system starter shelving
- Can be used from shelving heights of 1,050 mm
- Made of round steel
- Galvanised

For plug-in system

Shelf width mm	Cross brace set		Strut single		Turnbuckle single	
750 / 1,000	12690 ■	9.59 €	13591 ■	3.34 €	13590 ■	1.45 €
1,300	12690-L ■	12.47 €	13591-X ■	4.78 €	13590 ■	1.45 €



**Diagonal brace sets**

**for plug-in systems-extension shelving**

- consisting of: 1 diagonal brace, 1 turnbuckle
- for bracing single-sided use, plug-in system-extension shelving
- Can be used from shelving heights of 1,050 mm
- Made of round steel
- Galvanised

For plug-in system

Shelf width mm	Diagonal braces set		Strut single		Turnbuckle single	
750 / 1,000	12691 ■	4.80 €	13591 ■	3.34 €	13590 ■	1.45 €
1,300	12691-L ■	6.23 €	13591-X ■	4.78 €	13590 ■	1.45 €



**Face beams for shelves**

**For bracing double-sided shelving**

- For office shelving 600 mm deep
- incl. 2 safety pins to prevent the face beam from falling out unintentionally
- Galvanised and RAL 7035 light grey

Number in office shelving:  
Up to 2,300 mm = 2 pairs

For plug-in system



**For MULTIplus150 shelves**

Length mm	750	1,000	1,300
Galvanised	13448 ■ 6.05 €	13449 ■ 7.00 €	13450 ■ 9.11 €
RAL 7035 light grey	33448 ■ 6.98 €	33449 ■ 8.15 €	33450 ■ 9.53 €
Locking pin single	13418-A ■ 0.21 €		

**for bolted system**



**Flat head bolts**

**To assemble the corner angles and shelves**

- With hexagon socket
- Collar nut with locking teeth
- packed in bags of 50 or 10 pieces

Size	UNIT		
M6x12	50	10360 ■	8.42 €
	10	10360-10 ■	2.10 €
M6x16	50	10361 ■	9.68 €
	10	10361-10 ■	2.41 €

**Corner angle**

**For bracing bolted system shelving**

- Direct bolting with the shelves
- Galvanised

for bolted system



10313 ■	0.25 €
---------	--------



**For plug-in system**



T-profiles with 300 mm depth: front non-perforated/rear perforated  
T-profiles with 600 mm depth: front non-perforated/rear perforated

**MULTIplus T-profil frames with non-perforated front  
Incl. T-profiles, side elements, clamping base and protective cap**

- Plug-in system frames for positioning the shelves, accessories etc.
- Galvanised, RAL 7035 RAL 7035 light grey and black

**Unassembled frames**

	Height mm	Side elements	Depth mm			
			300		600	
Galvanised	1,800	2	12920-V ■	40.82 €	12923-V ■	44.63 €
	2,000	2	12870-V ■	43.13 €	12873-V ■	46.94 €
	2,300	2	12890-V ■	48.49 €	12893-V ■	52.30 €
RAL 7035 light grey	1,800	2	32920-V ■	50.44 €	32923-V ■	54.22 €
	2,000	2	32770-V ■	54.53 €	32773-V ■	58.31 €
	2,300	2	32930-V ■	61.16 €	32933-V ■	64.94 €
Black	1,800	2	32920-S-V ■	50.44 €	32923-S-V ■	54.22 €
	2,000	2	32770-S-V ■	54.53 €	32773-S-V ■	58.31 €
	2,300	2	32930-S-V ■	61.16 €	32933-S-V ■	64.94 €

**Mounted frames**

	Height mm	Side elements	Depth mm			
			300		600	
Galvanised	1,800	2	12920-V-M ■	50.27 €	12923-V-M ■	54.08 €
	2,000	2	12870-V-M ■	52.58 €	12873-V-M ■	56.39 €
	2,300	2	12890-V-M ■	59.64 €	12893-V-M ■	63.44 €
RAL 7035 light grey	1,800	2	32920-V-M ■	59.89 €	32923-V-M ■	63.67 €
	2,000	2	32770-V-M ■	63.98 €	32773-V-M ■	67.76 €
	2,300	2	32930-V-M ■	72.30 €	32933-V-M ■	76.08 €
Black	1,800	2	32920-S-V-M ■	59.89 €	32923-S-V-M ■	63.67 €
	2,000	2	32770-S-V-M ■	63.98 €	32773-S-V-M ■	67.76 €
	2,300	2	32930-S-V-M ■	72.30 €	32933-S-V-M ■	76.08 €

**For plug-in system**



The corresponding side elements for constructing T-profile frames can be found on page 77 in the plug-in system.

**MULTIplus T-profile, single  
for constructing T-profile frames**

- Galvanised, RAL 7035 RAL 7035 light grey, black

**Perforated**

Height mm	1,800		2,000		2,300	
Galvanised	15218 ■	15.39 €	15220 ■	16.55 €	15223 ■	19.23 €
RAL 7035 light grey	35218 ■	18.56 €	35220 ■	20.61 €	35223 ■	23.92 €
Black	35218-S ■	18.56 €	35220-S ■	20.61 €	35223-S ■	23.92 €

**Non-perforated**

Galvanised	15218-1 ■	15.39 €	15220-1 ■	16.55 €	15223-1 ■	19.23 €
RAL 7035 light grey	35218-1 ■	18.56 €	35220-1 ■	20.61 €	35223-1 ■	23.92 €
Black	35218-S-1 ■	18.56 €	35220-S-1 ■	20.61 €	35223-S-1 ■	23.92 €

**For bolted systems**



**Angle profiles  
For bolted system shelving**

- For assembly of office shelving in bolted system
- Galvanised and RAL 7035 light grey

	Width mm	Depth mm	Material thickness mm	Height mm		
				1,800	2,000	2,300
Galvanised	35	35	1.5	13203 ■	13200 ■	13230 ■
				7.53 €	8.34 €	9.87 €
RAL 7035 light grey	35	35	1.5	32203 ■	32200 ■	32230 ■
				7.74 €	8.65 €	10.09 €

Shelving systems plug-in system  
Shelving systems Bolted system  
Shelving systems Office  
Wide-span shelving  
Pallet racking  
Cantilever racking  
Shelving systems and mezzanine systems

For plug-in system

**Shelf support**  
For MULTIplus shelves

- for hooking the shelves 85/150 kg into plug-in system frames
- 4 pieces required for each shelf
- Galvanised



Shelf support	29150 ■	0.25 €
---------------	---------	--------

For plug-in system

**Protective cap**  
For MULTIplus T-profiles

- Optical finish
- Made of plastic, RAL 7035 light grey



Protective cap	15282 ■	0.39 €
----------------	---------	--------

For bolted systems

**Plastic bases**  
For bolted system shelving

- To simply plug in the angle profiles
- To protect the surface of the bases
- Black



for angle profiles mm		
35 / 35	10311 ■	0.41 €
40 / 40	10312 ■	0.41 €

For plug-in system

**Single clamping base**  
For MULTIplus T-profiles

- For secure assembly of plug-in shelving
- Galvanised



Clamping base	15280 ■	0.49 €
Base plate 2 mm	12694 ■	0.49 €
Separating foil	12693-TF ■	2.37 €

For shelves containing magnesium, separating foil must be laid underneath the clamping bases.



**Central stopper**  
For double-sided use

- For inserting in the middle of the shelf
- Prevents the folders sliding through
- For 600 mm deep office shelving
- Galvanised tubing, holder made of plastic

	Length mm		
Galvanised	750	10342 ■	3.54 €
	1,000	10340 ■	4.71 €
	1,300	10341 ■	6.15 €

**Stop bar**  
For single-sided use

- Prevents the folders sliding through
- For office shelving with 300 mm depth
- Galvanised and RAL 7035 light grey



	Length mm	Height mm	
Galvanised	750	55	10491 ■ 2.81 €
	1,000		10490 ■ 3.57 €
	1,300		10497 ■ 4.29 €
RAL 7035 light grey	750	30481 ■ 5.30 €	
	1,000	30480 ■ 5.95 €	
	1,300	30487 ■ 6.78 €	

For plug-in system

**Wall anchoring**  
Vertical model

- necessary for securing shelving systems against tilting at a height/depth ratio of 5:1 or more
- For wall distances up to 15 mm
- Delivery does not include bolts or wall anchors
- Galvanised



Anchoring	10330 ■	4.29 €
-----------	---------	--------

For plug-in system

**Wall anchoring**  
Horizontal model

- necessary for securing shelving systems against tilting at a height/depth ratio of 5:1 or more
- Anchoring directly to the wall
- Delivery does not include bolts or wall anchors
- Galvanised



Anchoring	12699 ■	1.14 €
-----------	---------	--------

Shelving systems  
plug-in system



### Bay dividers For MULTIplus shelves

- Freestanding
- Can be adjusted in infinite increments lengthwise
- RAL 7035 light grey

	Length mm	Height mm		
RAL 7035 light grey	300	200	33435-25 ■	11.33 €
	600		33438-25 ■	14.54 €

Shelving systems  
bolted system



### Bookends For MULTIplus shelves

- Freestanding
- RAL 7035 light grey

	Length mm	Height mm		
RAL 7035 light grey	300	200	32493 ■	7.29 €
	600		32496 ■	11.13 €

Shelving systems  
Office

Wide-span shelving



### End wall border For plug-in and bolted systems

- Prevents the folders and documents falling out at the side
- Incl. 2 bolts M6 x 12

	Length mm	Height mm		
RAL 7035 light grey	300	39	30470 ■	3.31 €
	350		30470-A ■	3.44 €
	600		30473 ■	4.19 €

Pallet racking

For plug-in system



### Pull-out shelves for fitting in MULTIplus plug-in system shelves

- ball bearing telescopic extension with 70 kg load capacity
- fully extendible
- Extension shelf with 40 mm edge and 3-fold edging
- Galvanised and RAL 7035 light grey

	Width mm	Depth mm		
Galvanised	1,000	300	12719 ■	124.34 €
RAL 7035 light grey	1,000	300	32723 ■	134.90 €

Shelving with drawer units must be anchored to prevent tipping!

Cantilever racking

Shelving systems and  
mezzanine systems



**Pull-out suspension files**  
for plug-in shelving systems

- For space saving storage of hanging files
- Ball-bearing-mounted telescopic pull-out, fully extending
- 60 kg load capacity with a uniformly distributed load
- RAL 7035 light grey

	Width mm	Depth mm		
RAL 7035 light grey	1,000	300	30673 ■	142.77 €

Shelving with extending hanging files must be anchored to prevent tipping!



For plug-in system

**Wing doors**  
For starter and extension shelving

Ideal for the assembly of lockable shelving systems in combination with side and rear walls. Can be combined with accessories from the plug-in system.

Stabile doors through integrated reinforcing bearers.

The hinged door with a height of 1,000 mm can be combined with drawer unit 36269, see page 105, by ordering front panel 32349 as well.

- Easy to assemble components
- Retrofitting possible
- Turning handle with 3-point locking, incl. 2 keys
- RAL 7035 light grey

Hinged door for 2,000 mm height						
Colour	Height mm	Width mm	Keyed alike		Individually keyed	
RAL 7035 light grey	2,000	1,000	32311 ■	536.12 €	32312 ■	536.12 €

Wing door for 1,000 mm height						
Colour	Height mm	Width mm	Keyed alike		Individually keyed	
RAL 7035 light grey	1,000	1,000	32313 ■	404.53 €	32314 ■	404.53 €

Front panel	32349 ■	11.31 €
-------------	---------	---------



For plug-in system

Shelves with doors must always be secured against tipping (see page 157)!

**Store important documents safely!**



Hinged doors can be installed in front of plug-in system shelving units 1,000 mm wide and in combination with side and rear walls make lockable office cabinets.

The hinged doors visually enhance your office furnishings and help you to keep confidential documents locked up.





## » Study and archive in a classic and modern **ambience**

At EBS Business School, a private higher education institution in the German town of Oestrich-Winkel, around 1200 students are working towards their degrees in business studies. And from both an academic and architectural perspective, these scholars in the Rheingau region are really offered something special. The historic campus is spread across a castle, a fortress and a palace.

The redesign of the library was therefore a particular challenge: A functional shelving system should not only accommodate the more than 35,000 media, but also reflect the architectural character of the Bauhaus Palais. A perfect task for SCHULTE Lagertechnik. In order to incorporate the shelving into the room concept

with a sloping ceiling, SCHULTE Lagertechnik installed single and double racks containing over 2,000 shelves using the bolted system.

Thanks to two tricks, a visual highlight was achieved: The shelves are plastic powder-coated in black, whereby galvanised hexagonal bolts deliberately stand out visually and give the shelves a "Bauhaus style". With this, in a classic modern ambience all requirements for the storage of monographs, doctoral theses, manuals, scripts or working papers are met. The shelves have stop bars or central stoppers to hold the books in position. In addition, a custom bookend design makes it easier to handle the literature.





**At a glance**



**Requirements**

- » Archiving the books from the library collection in a way appropriate to the Bauhaus style of the building

**Scope of work**

- » Consulting, planning, delivery and assembly

**Object data**


- » Single and double rack rows with stop bars, central stoppers and book brackets
- » approx. 2,000 BASIC70 and MULTIplus150 shelves

**Special features**

- » Adaptation of the shelves to the specified architectural style in the special colour black in combination with galvanised hexagonal bolts. Shelf dimensions were already taken into account during the planning stage, in order to fit them into free-standing components.

**Benefits**

- » Optimal storage capacity with simultaneous harmonious integration of the shelves into the architecture of the building



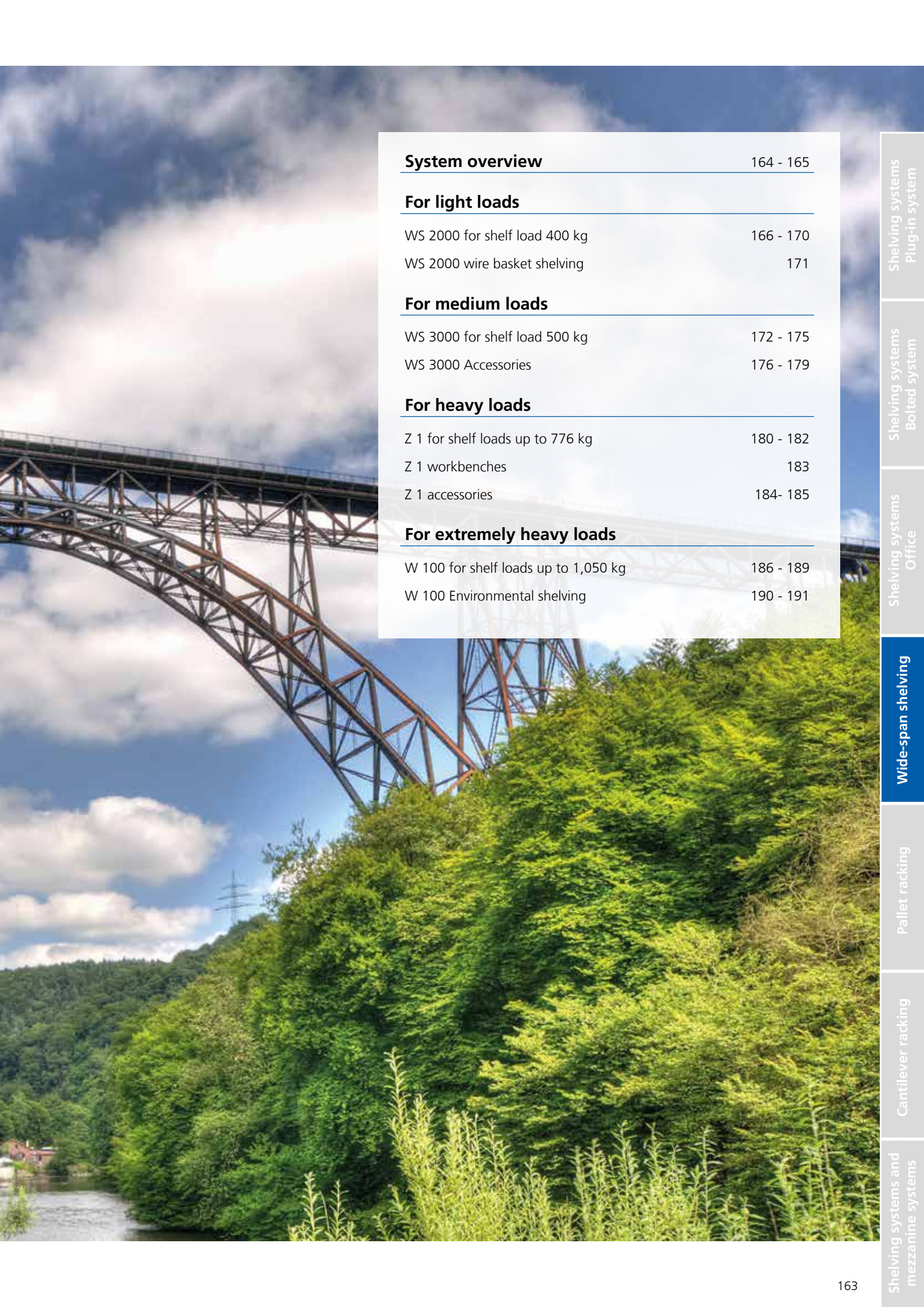


# » Wide-span shelving

– Bridging large requirements







**System overview** 164 - 165

**For light loads**

WS 2000 for shelf load 400 kg	166 - 170
WS 2000 wire basket shelving	171

**For medium loads**

WS 3000 for shelf load 500 kg	172 - 175
WS 3000 Accessories	176 - 179

**For heavy loads**

Z 1 for shelf loads up to 776 kg	180 - 182
Z 1 workbenches	183
Z 1 accessories	184- 185

**For extremely heavy loads**

W 100 for shelf loads up to 1,050 kg	186 - 189
W 100 Environmental shelving	190 - 191

Shelving systems  
Plug-in system

Shelving systems  
Bolted system

Shelving systems  
Office

Wide-span shelving

Pallet racking

Cantilever racking

Shelving systems and  
mezzanine systems

## » 4 systems for every application



### WS 2000

Shelf load 400 kg

Can be combined  
with Shelving units  
Plug-in system

- Maximum shelf load 400 kg
- Maximum bay width 2,500 mm
- With **MULTIplus** T-profile frames
- Can be combined with the plug-in system by SCHULTE Lagertechnik



### WS 3000

Shelf load 500 kg

- Maximum shelf load 500 kg
- Maximum bay width 2,500 mm
- With multifunctional columns

## For light loads

### WS 2000

WS 2000 wide-span shelving is designed for long loads and to span large widths. Construction heights of up to 7.5 metres can be achieved.

Its compatibility with the plug-in system and the available accessories makes the WS 2000 an ingenious shelving system for a range of applications.

## For medium loads

### WS 3000

The WS 3000 wide-span shelving system has frames made of multi-functional uprights that allow construction heights of up to 12 metres.

The special beams and partitioning options of the WS 3000 offer lots of space for the most varied of loads.





## Z1

### Shelf loads up to 776 kg

- Maximum **shelf load 776 kg**
- Maximum **bay width 2,450 mm**
- Quick and fully pluggable assembly using angle profiles with keyhole slots



## W 100

### Shelf loads up to 1,050 kg

- Maximum **Shelf load 1,050 kg**
- Maximum **bay width 2,500 mm**
- Extremely high load capacity through robust truss framework

## For heavy loads

### Z1

Z1 wide-span shelving has a load capacity of up to 776 kg per level and is particularly well suited for storing medium-heavy stored loads.

The simple plug-in construction offers fast and easy assembly.

## For highest loads

### W 100

W 100 is the most stable wide-span shelving we offer. Only pallet racking has a higher load capacity. If you want to store heavy goods conveniently you can't go past the W 100.

Two different beam types are available depending on the required shelf load.

# » WS 2000 wide-span shelving

Shelf load 400 kg · Bracing through beams

Shelving systems  
Plug-in system

Shelving systems  
Bolted system

Shelving systems  
Office

Wide-span shelving

Pallet racking

Cantilever racking

Shelving systems and  
mezzanine systems



Can be combined  
with Shelving units  
Plug-in system

**Depths:**  
400 mm  
500 mm  
600 mm  
800 mm

**Widths:** 1,500 / 2,000 / 2,250 / 2,500 mm

**Height:**  
2,000 mm  
2,500 mm  
3,000 mm

Galvanised

### Planning

Wide-span shelving may only be loaded manually.

Compatible with the plug-in shelving system.

Due to transport reasons, the frames are delivered disassembled.

For complete shelving units, T-profiles and depth ledgers are supplied as standard in version **MULTIplus** pluggable.

### Safety

**Shelving with a height/depth ratio greater than 5:1 must be secured against tipping in accordance with the DGUV (German statutory accident insurance association) regulation 108-007 (BGR 234).**

#### Example:

A shelf unit with a depth of 400 mm and a height of 2,500 mm must be secured by wall, foot or head bracing (see fixing accessories, pages 85 - 89).

The specified load capacities apply to evenly distributed loads per shelf.

### Assembly measurements

#### Starter shelving:

Nominal length + 60 mm

#### Extension shelving:

Nominal length + 6 mm


#### Total frame depth:

Nominal depth + 36 mm

#### Height of the beams: 65 mm

#### Buckling length:

The free buckling length must not exceed 600 mm.




**Bracing through beams**

Bracing of the shelving is carried out using special beams to bridge wide distances.



**Shelving with wire mesh baskets**

Special fine-mesh wire baskets allow a wide range of different small-part products on one level to be stored.



**25 mm perforation grid**

Thanks to the small grid perforation of only 25 mm, it is possible to almost infinitely adjust the levels.

**Product features**

- maximum shelf load 400 kg
- Large storage volume in a small space
- Easy to store bulky and voluminous items
- Savings in time thanks to short picking sequences as a result of double-sided use
- Easy to erect by simply plugging in the beams
- Storage either on steel shelf levels, 19 mm chipboard or in wire baskets
- The height of the levels can be adjusted in increments of 25 mm
- individual adaptation to spatial conditions and to the stored goods through 4 shelf widths

**Quick finder**

Complete shelves	168 - 169
System components & individual parts	170
Wire basket shelves	171

**Compatible with the plug-in system**



The wide-span shelving WS 2000 is compatible with shelving systems in Plug-in system (pages 16 - 115).





## Complete shelving unit WS 2000 with steel shelves

Shelf width 1,500 mm · shelf load 400 kg												
Galvanised	Height mm	Bay load kg	Depth mm	Shelf levels	400		500		600		800	
					Starter shelving	Extension shelving	Starter shelving	Extension shelving	Starter shelving	Extension shelving	Starter shelving	Extension shelving
Galvanised	2,000	1,200	3	15500	15501	15502	15503	15504	15505	15506	15507	
				324.44 €	279.98 €	339.20 €	293.50 €	354.04 €	307.09 €	403.40 €	353.36 €	
	2,500	1,600	4	15580	15581	15582	15583	15584	15585	15586	15587	
				429.92 €	371.98 €	450.01 €	390.20 €	470.20 €	408.54 €	537.06 €	470.74 €	
3,000	2,000	5	15710	15711	15712	15713	15714	15715	15716	15717		
			533.20 €	462.87 €	557.37 €	485.18 €	581.69 €	507.64 €	662.94 €	584.23 €		
retaining plates level with steel shelves *				15800	15800	15801	15801	15802	15802	15803	15803	
retaining plates level with steel shelves *				78.51 €	78.51 €	82.60 €	82.60 €	86.72 €	86.72 €	101.10 €	101.10 €	

Shelf width 2,000 mm · shelf load 400 kg											
Galvanised	2,000	1,200	3	15510	15511	15512	15513	15514	15515	15516	15517
				371.67 €	327.21 €	398.27 €	352.57 €	419.12 €	372.17 €	460.70 €	410.65 €
	2,500	1,600	4	15590	15591	15592	15593	15594	15595	15596	15597
				492.89 €	434.94 €	528.77 €	468.96 €	556.98 €	495.31 €	613.45 €	547.13 €
3,000	2,000	5	15720	15721	15722	15723	15724	15725	15726	15727	
			611.90 €	541.58 €	655.83 €	583.64 €	690.16 €	616.11 €	758.43 €	679.72 €	
retaining plates level with steel shelves *				15810	15810	15811	15811	15812	15812	15813	15813
retaining plates level with steel shelves *				94.25 €	94.25 €	102.29 €	102.29 €	108.41 €	108.41 €	120.20 €	120.20 €

Shelf width 2,250 mm · shelf load 400 kg											
Galvanised	2,000	1,200	3	15520	15521	15522	15523	15524	15525	15526	15527
				429.00 €	384.54 €	449.89 €	404.19 €	470.91 €	423.97 €	541.86 €	491.81 €
	2,500	1,600	4	15600	15601	15602	15603	15604	15605	15606	15607
				569.33 €	511.39 €	597.60 €	537.80 €	626.04 €	564.37 €	721.67 €	655.35 €
3,000	2,000	5	15730	15731	15732	15733	15734	15735	15736	15737	
			707.46 €	637.14 €	741.87 €	669.68 €	776.48 €	702.43 €	893.69 €	814.99 €	
retaining plates level with steel shelves *				15820	15820	15821	15821	15822	15822	15823	15823
retaining plates level with steel shelves *				113.36 €	113.36 €	119.50 €	119.50 €	125.68 €	125.68 €	147.26 €	147.26 €

Shelf width 2,500 mm · shelf load 400 kg											
Galvanised	2,000	1,200	3	15530	15531	15532	15533	15534	15535	15536	15537
				455.45 €	410.99 €	482.26 €	436.56 €	506.28 €	459.34 €	573.34 €	523.30 €
	2,500	1,600	4	15610	15611	15612	15613	15614	15615	15616	15617
				604.60 €	546.65 €	640.76 €	580.96 €	673.20 €	611.54 €	763.64 €	697.32 €
3,000	2,000	5	15740	15741	15742	15743	15744	15745	15746	15747	
			751.54 €	681.22 €	795.82 €	723.63 €	835.44 €	761.39 €	946.16 €	867.46 €	
retaining plates level with steel shelves *				15830	15830	15831	15831	15832	15832	15833	15833
retaining plates level with steel shelves *				122.18 €	122.18 €	130.29 €	130.29 €	137.47 €	137.47 €	157.75 €	157.75 €

\* When using additional levels, please ensure you do not exceed the maximum bay load.

### Partitioning of the steel shelf levels per bay width:

Depending on the width of the bay steel shelves in different sizes are inserted in segments.

Individual steel shelves can be found on page 170.

Shelf width 1,500 mm = 

750	750
-----	-----

Shelf width 2,000 mm = 

1000	1000
------	------

Shelf width 2,250 mm = 

750	750	750
-----	-----	-----

Shelf width 2,500 mm = 

750	1000	750
-----	------	-----

**Complete shelving unit WS 2000 with chipboards**



**Shelf width 1,500 mm · shelf load 400 kg**

	Depth mm			400		500		600		800	
	Height mm	Bay load kg	Shelf levels	Starter shelving	Extension shelving	Starter shelving	Extension shelving	Starter shelving	Extension shelving	Starter shelving	Extension shelving
Galvanised	2,000	1,200	3	15540	15541	15542	15543	15544	15545	15546	15547
				327.32 €	282.86 €	344.32 €	298.62 €	363.18 €	316.23 €	399.43 €	349.38 €
	2,500	1,600	4	15620	15621	15622	15623	15624	15625	15626	15627
				433.76 €	375.81 €	456.83 €	397.03 €	482.39 €	420.72 €	531.76 €	465.44 €
3,000	2,000	5	15750	15751	15752	15753	15754	15755	15756	15757	
			537.99 €	467.67 €	565.91 €	493.72 €	596.92 €	522.87 €	656.31 €	577.60 €	
retaining plates level with chipboards decking*				15805	15805	15806	15806	15807	15807	15808	15808
				79.47 €	79.47 €	84.31 €	84.31 €	89.76 €	89.76 €	99.78 €	99.78 €

**Shelf width 2,000 mm · shelf load 400 kg**

Galvanised	2,000	1,200	3	15550	15551	15552	15553	15554	15555	15556	15557
				396.72 €	352.26 €	421.16 €	375.46 €	447.38 €	400.44 €	497.34 €	447.30 €
	2,500	1,600	4	15630	15631	15632	15633	15634	15635	15636	15637
				526.29 €	468.34 €	559.29 €	499.49 €	594.67 €	533.00 €	662.31 €	595.99 €
3,000	2,000	5	15760	15761	15762	15763	15764	15765	15766	15767	
			653.65 €	583.33 €	693.98 €	621.79 €	737.27 €	663.22 €	819.50 €	740.79 €	
retaining plates level with chipboards decking*				15815	15815	15816	15816	15817	15817	15818	15818
				102.60 €	102.60 €	109.92 €	109.92 €	117.83 €	117.83 €	132.42 €	132.42 €

**Shelf width 2,250 mm · shelf load 400 kg**

Galvanised	2,000	1,200	3	15560	15561	15562	15563	15564	15565	15566	15567
				426.93 €	382.47 €	450.74 €	405.04 €	476.88 €	429.93 €	526.29 €	476.24 €
	2,500	1,600	4	15640	15641	15642	15643	15644	15645	15646	15647
				566.57 €	508.63 €	598.73 €	538.92 €	633.99 €	572.32 €	700.91 €	634.58 €
3,000	2,000	5	15770	15771	15772	15773	15774	15775	15776	15777	
			704.01 €	633.68 €	743.28 €	671.09 €	786.42 €	712.37 €	867.74 €	789.03 €	
retaining plates level with chipboards decking*				15825	15825	15826	15826	15827	15827	15828	15828
				112.67 €	112.67 €	119.78 €	119.78 €	127.66 €	127.66 €	142.07 €	142.07 €

**Shelf width 2,500 mm · shelf load 400 kg**


Galvanised	2,000	1,200	3	15570	15571	15572	15573	15574	15575	15576	15577
				450.84 €	406.38 €	473.93 €	428.23 €	494.65 €	447.71 €	532.29 €	482.25 €
	2,500	1,600	4	15700	15701	15702	15703	15704	15705	15706	15707
				598.45 €	540.50 €	629.65 €	569.84 €	657.69 €	596.02 €	708.92 €	642.60 €
3,000	2,000	5	15780	15781	15782	15783	15784	15785	15786	15787	
			743.86 €	673.53 €	781.92 €	709.74 €	816.04 €	741.99 €	877.75 €	799.05 €	
retaining plates level with chipboards decking*				15835	15835	15836	15836	15837	15837	15838	15838
				120.64 €	120.64 €	127.51 €	127.51 €	133.59 €	133.59 €	144.07 €	144.07 €


\* When using additional levels, please ensure you do not exceed the maximum bay load.

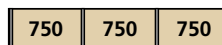
**Partitioning of the chipboards levels per bay width:**


Depending on the width of the bay, 19 mm particle board (raw/raw) in different sizes are inserted in segments. For mounting on chipboards levels beams must be inserted (included in the delivery).

You can find individual chipboards panels and beams on page 170.

Shelf width 1,500 mm = 

Shelf width 2,000 mm = 

Shelf width 2,250 mm = 

Shelf width 2,500 mm = 

Shelving systems plug-in system  
Shelving systems Bolted system  
Shelving systems Office  
Wide-span shelving  
Pallet racking  
Cantilever racking  
Shelving systems and mezzanine systems



## T-profile frames, not assembled

- Comprising T-profiles, side elements and protective cap
- Galvanised

	Height mm	Side elements	Depth mm							
			400		500		600		800	
Galvanised	2,000	2	12871 ■	43.47 €	12872 ■	44.71 €	12873 ■	45.95 €	12882-A ■	49.06 €
	2,500	3	12875 ■	56.96 €	12876 ■	58.82 €	12877 ■	60.68 €	12884-A ■	65.33 €
	3,000	3	12879 ■	69.34 €	12880 ■	71.20 €	12881 ■	73.06 €	12886-A ■	77.72 €
Single clamping base			15280 ■	0.49 €	Double clamping base			15281 ■	0.96 €	



## Chipboards

- 19 mm chipboards for placing on bearers
- Raw/raw

Width mm	Depth mm			
	400	500	600	800
750	15060 ■	15061 ■	15062 ■	15063 ■
	10.24 €	12.21 €	14.03 €	17.18 €
1,000	15055 ■	15056 ■	15057 ■	15058 ■
	13.95 €	16.87 €	19.31 €	23.50 €

## Steel shelves

- MULTIplus250 shelf
- Galvanised



Width mm	Depth mm			
	400	500	600	800
750	17304 ■	17305 ■	17306 ■	17308 ■
	16.15 €	18.20 €	20.25 €	27.45 €
1,000	17340 ■	17350 ■	17360 ■	17380 ■
	20.42 €	24.44 €	27.50 €	33.40 €



## WS 2000 bearer

- Required for assembly of chipboards levels
- Galvanised

Galvanised	Depths mm						
	400	500	600	800			
15011 ■	4.26 €	15012 ■	4.56 €	15013 ■	5.16 €	15014 ■	6.40 €

## WS 2000 beam

- incl. 2 locking pins
- Galvanised



Galvanised	Widths mm						
	1,500	2,000	2,250	2,500			
15000 ■	23.10 €	15001 ■	26.70 €	15002 ■	32.46 €	15003 ■	34.73 €
Locking pin single		13920-S ■		0.21 €			



## Partitioning rod for WS 2000

- for vertical storage
- Round tubing with plastic cap
- Infinitely variable
- RAL 7035 light grey

Length mm	
32711 ■	16.63 €

## Compartment dividers for wire baskets

- Used for wire baskets
- Plastic



Depths: 400 mm	
15842 ■	5.78 €



## WS 2000 wire basket shelving with wire baskets and shelves

### Single-sided use

#### Properties

- 6 levels with wire baskets and 5 compartment dividers each with mesh size: 10 mm  
height at the front: 120 mm  
height at the rear: 170 mm  
shelf load per basket level up to 210 kg
- 1 to 3 shelf levels with **MULTIplus250** steel shelves  
shelf load per shelf 400 kg
- Individual height adjustment of the levels  
in increments of 25 mm
- Mesh basket levels are supplied segmented (division as for steel shelves and chipboards, see page 168/169)
- Frames and beams galvanised  
wire baskets gloss galvanised

#### Benefits

- For organised storage of loose small parts
- Ideal for warehouses and salesrooms



The image depicts version 2,500 mm height


		Width mm		1,500		2,000		2,250		2,500			
		Shelf load per wire basket level		140 kg		140 kg		210 kg		210 kg			
	Height mm	Depth mm	Bay load	Wire basket levels	Shelf Levels	Starter shelving	Extension shelving	Starter shelving	Extension shelving	Starter shelving	Extension shelving	Starter shelving	Extension shelving
Galvanised	2,000	400	1.2 t	6	1	15283	15284	15285	15286	15287	15288	15289	15290
						1,213.28 €	1,168.82 €	1,380.34 €	1,335.88 €	1,657.92 €	1,613.46 €	1,748.06 €	1,703.60 €
	2,500	400	1.6 t	6	2	15291	15292	15293	15294	15295	15296	15297	15298
						1,318.76 €	1,260.82 €	1,501.56 €	1,443.62 €	1,798.25 €	1,740.30 €	1,897.21 €	1,839.26 €
	3,000	400	2.0 t	6	3	15299	15300	15301	15302	15303	15304	15305	15306
						1,422.04 €	1,351.71 €	1,620.58 €	1,550.25 €	1,936.38 €	1,866.05 €	2,044.15 €	1,973.83 €

When using additional levels, please ensure that the maximum bay load is not exceeded.

### retaining plates level with wire baskets

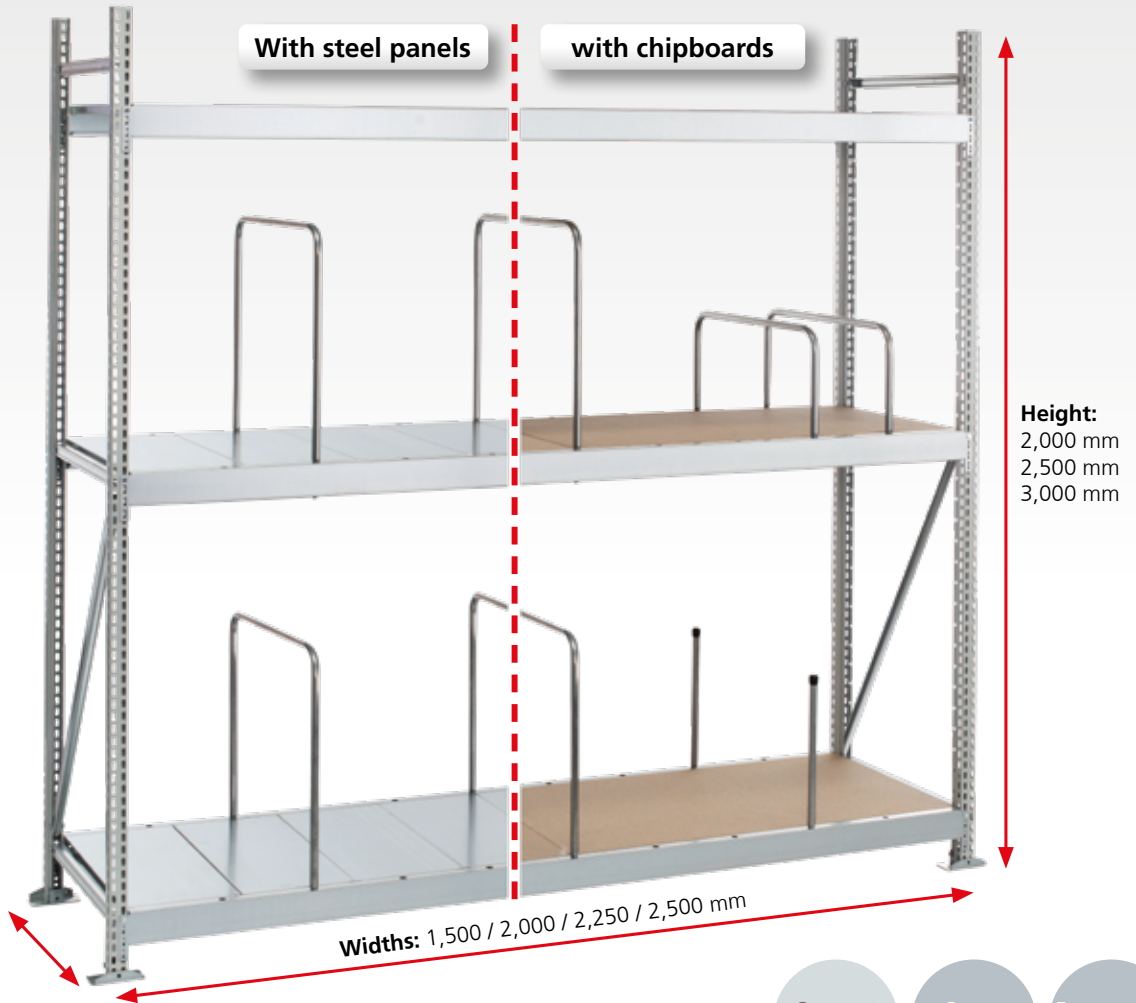
- Incl. 5 bay dividers
- Height front 120 mm, height rear 170 mm
- Mesh size of the wire baskets: 10 mm
- Wire basket levels are supplied disassembled
- Gloss galvanised

	Width mm	Shelf load per level	Depth 400 mm	
Gloss galvanised	1,500	140 kg	15851	174.31 €
	2,000	140 kg	15852	199.53 €
	2,250	210 kg	15853	242.61 €
	2,500	210 kg	15854	256.16 €



# WS 3000 wide-span shelving

Shelf load 500 kg · Bracing through beams



**Planning**

Wide-span shelving may only be loaded manually.

The specified load capacities apply to evenly distributed loads per shelf.

Due to transport reasons, the frames are delivered disassembled.

**Safety**

**Shelving with a height/depth ratio greater than 5:1 must be secured against tipping in accordance with the DGUV (German statutory accident insurance association) regulation 108-007 (BGR 234).**

**Example:**  
A shelf unit with a depth of 400 mm and a height of 2,500 mm must be secured by wall, foot or head bracing (see fixing accessories, page 176).

The specified load capacities apply to evenly distributed loads per shelf.

**Assembly measurements**

**Starter shelving:**  
Nominal length + 84 mm

**Extension shelving:**  
Nominal length + 42 mm

**Total frame depth:**  
Nominal depth

**Height of the beams:** 70 mm

**Buckling length:**  
All order proposals are statically designed for a maximum buckling length of 600 mm.


All prices without fitting. The tables show ordering examples. Other dimensions and versions on request.

Shelving systems Plug-in system  
Shelving systems Bolted system  
Shelving systems Office  
Wide-span shelving  
Pallet racking  
Cantilever racking  
Shelving systems and mezzanine systems



**Bracing through beams**

Bracing of the shelving is carried out using perforated beams to bridge large distances.



**Highly flexible thanks to various division options**

The system perforation of the beams makes various division options a possibility.



**Multifunction frames**

The multifunction frames have perforations at 25 mm increments, meaning the levels can be adjusted almost infinitely.

**Product features**

- With multifunction frames MF-40
- Maximum shelf load 500 kg
- Optimal storage on steel panels or 19 mm chipboards
- Height of levels can be adjusted in increments of 25 mm
- Lateral beams with perforations every 200 mm
- Individual adaptation to spatial conditions and to the stored items with three shelf widths
- Flexible partitioning
- Large storage volume in a small space
- Time saved thanks to short picking sequences as a result of double-sided use
- Easy to adapt to the items being stored by simply plugging in the beams

**Quick finder**

Complete shelves	174 - 175
System components & individual parts	176 - 179

**Aim high with multifunction frames**



The new SCHULTE multifunctional frame provides even greater flexibility for optimum use of space.

As wide-span shelving, the multifunction frames have been designed for a broad range of applications. Multifunctional uprights allow construction heights up to 12 m and bay loads up to 10 tons.



## WS 3000 complete shelving unit with steel panels



Shelf width 1,500 mm · shelf load 500 kg											
	Depth mm			500		600		800		1,000	
	Height mm	Bay load kg	Shelf levels	Starter shelving	Extension shelving	Starter shelving	Extension shelving	Starter shelving	Extension shelving	Starter shelving	Extension shelving
Galvanised	2,000	1,500	3	22152 ■	22153 ■	22154 ■	22155 ■	22156 ■	22157 ■	22158 ■	22159 ■
				431.15 €	355.11 €	452.28 €	374.98 €	493.34 €	414.70 €	539.54 €	457.23 €
	2,500	2,000	4	22162 ■	22163 ■	22164 ■	22165 ■	22166 ■	22167 ■	22168 ■	22169 ■
				555.60 €	463.84 €	583.21 €	490.06 €	637.94 €	543.01 €	698.00 €	598.94 €
3,000	2,500	5	22172 ■	22173 ■	22174 ■	22175 ■	22176 ■	22177 ■	22178 ■	22179 ■	
			679.85 €	572.48 €	714.66 €	605.40 €	783.67 €	671.89 €	859.73 €	742.29 €	
Galvanised	retaining plates level with steel panels*			22181 ■	22181 ■	22182 ■	22182 ■	22183 ■	22183 ■	22184 ■	22184 ■
	retaining plates level with steel panels*			93.02 €	93.02 €	99.23 €	99.23 €	112.02 €	112.02 €	124.97 €	124.97 €

Shelf width 2,000 mm · shelf load 500 kg											
	Depth mm			500		600		800		1,000	
	Height mm	Bay load kg	Shelf levels	Starter shelving	Extension shelving	Starter shelving	Extension shelving	Starter shelving	Extension shelving	Starter shelving	Extension shelving
Galvanised	2,000	1,500	3	22192 ■	22193 ■	22194 ■	22195 ■	22196 ■	22197 ■	22198 ■	22199 ■
				491.70 €	415.66 €	518.63 €	441.33 €	571.41 €	492.77 €	629.29 €	546.98 €
	2,500	2,000	4	22202 ■	22203 ■	22204 ■	22205 ■	22206 ■	22207 ■	22208 ■	22209 ■
				636.33 €	544.58 €	671.68 €	578.53 €	742.04 €	647.11 €	817.67 €	718.61 €
3,000	2,500	5	22212 ■	22213 ■	22214 ■	22215 ■	22216 ■	22217 ■	22218 ■	22219 ■	
			780.77 €	673.40 €	825.24 €	715.98 €	913.79 €	802.01 €	1,009.31 €	891.87 €	
Galvanised	retaining plates level with steel panels*			22186 ■	22186 ■	22187 ■	22187 ■	22188 ■	22188 ■	22189 ■	22189 ■
	retaining plates level with steel panels*			113.21 €	113.21 €	121.35 €	121.35 €	138.05 €	138.05 €	154.89 €	154.89 €

Shelf width 2,250 mm · shelf load 500 kg											
	Depth mm			500		600		800		1,000	
	Height mm	Bay load kg	Shelf levels	Starter shelving	Extension shelving	Starter shelving	Extension shelving	Starter shelving	Extension shelving	Starter shelving	Extension shelving
Galvanised	2,000	1,500	3	22222 ■	22223 ■	22224 ■	22225 ■	22226 ■	22227 ■	22228 ■	22229 ■
				546.16 €	470.12 €	577.66 €	500.36 €	640.13 €	561.49 €	708.51 €	626.19 €
	2,500	2,000	4	22232 ■	22233 ■	22234 ■	22235 ■	22236 ■	22237 ■	22238 ■	22239 ■
				708.95 €	617.19 €	750.39 €	657.24 €	833.66 €	738.74 €	923.29 €	824.23 €
3,000	2,500	5	22242 ■	22243 ■	22244 ■	22245 ■	22246 ■	22247 ■	22248 ■	22249 ■	
			871.53 €	764.17 €	923.62 €	814.37 €	1,028.33 €	916.54 €	1,141.33 €	1,023.90 €	
Galvanised	retaining plates level with steel panels*			22281 ■	22281 ■	22282 ■	22282 ■	22283 ■	22283 ■	22284 ■	22284 ■
	retaining plates level with steel panels*			131.36 €	131.36 €	141.02 €	141.02 €	160.95 €	160.95 €	181.29 €	181.29 €

Shelf width 2,500 mm · shelf load 500 kg											
	Depth mm			500		600		800		1,000	
	Height mm	Bay load kg	Shelf levels	Starter shelving	Extension shelving	Starter shelving	Extension shelving	Starter shelving	Extension shelving	Starter shelving	Extension shelving
Galvanised	2,000	1,500	3	22252 ■	22253 ■	22254 ■	22255 ■	22256 ■	22257 ■	22258 ■	22259 ■
				635.87 €	559.83 €	671.05 €	593.75 €	741.98 €	663.34 €	819.16 €	736.85 €
	2,500	2,000	4	22262 ■	22263 ■	22264 ■	22265 ■	22266 ■	22267 ■	22268 ■	22269 ■
				828.56 €	736.80 €	874.90 €	781.76 €	969.46 €	874.54 €	1,070.82 €	971.76 €
3,000	2,500	5	22272 ■	22273 ■	22274 ■	22275 ■	22276 ■	22277 ■	22278 ■	22279 ■	
			1,021.05 €	913.68 €	1,079.27 €	970.01 €	1,198.08 €	1,086.30 €	1,325.76 €	1,208.32 €	
Galvanised	retaining plates level with steel panels*			22286 ■	22286 ■	22287 ■	22287 ■	22288 ■	22288 ■	22289 ■	22289 ■
	retaining plates level with steel panels*			161.26 €	161.26 €	172.15 €	172.15 €	194.90 €	194.90 €	218.18 €	218.18 €

\* When using additional levels, please ensure you do not exceed the maximum bay load.

All prices without fitting. The tables show ordering examples. Other dimensions and versions on request.

■ 5 days from warehouse

## Complete shelving unit WS 3000 with chipboards



### Shelf width 1,500 mm · shelf load 500 kg

	Depth mm			500		600		800		1,000	
	Height mm	Bay load kg	Shelf levels	Starter shelving	Extension shelving	Starter shelving	Extension shelving	Starter shelving	Extension shelving	Starter shelving	Extension shelving
Galvanised	2,000	1,500	3	22002	22003	22004	22005	22006	22007	22008	22009
				378.47 €	302.43 €	392.70 €	315.40 €	419.50 €	340.86 €	451.66 €	369.34 €
	2,500	2,000	4	22012	22013	22014	22015	22016	22017	22018	22019
				485.35 €	393.60 €	503.77 €	410.62 €	539.49 €	444.56 €	580.82 €	481.76 €
	3,000	2,500	5	22022	22023	22024	22025	22026	22027	22028	22029
				592.04 €	484.68 €	615.36 €	506.10 €	660.61 €	548.83 €	713.25 €	595.81 €
	retaining plates level with chipboards*			22031	22031	22032	22032	22033	22033	22034	22034
				75.46 €	75.46 €	79.37 €	79.37 €	87.41 €	87.41 €	95.67 €	95.67 €

### Shelf width 2,000 mm · shelf load 500 kg

Galvanised	2,000	1,500	3	22042	22043	22044	22045	22046	22047	22048	22049
				421.46 €	345.42 €	439.16 €	361.86 €	473.07 €	394.43 €	512.17 €	429.85 €
	2,500	2,000	4	22052	22053	22054	22055	22056	22057	22058	22059
				542.68 €	450.92 €	565.72 €	472.57 €	610.92 €	515.99 €	661.50 €	562.44 €
	3,000	2,500	5	22062	22063	22064	22065	22066	22067	22068	22069
				663.70 €	556.33 €	692.80 €	583.54 €	749.89 €	638.11 €	814.10 €	696.66 €
	retaining plates level with chipboards*			22036	22036	22037	22037	22038	22038	22039	22039
				89.79 €	89.79 €	94.86 €	94.86 €	105.27 €	105.27 €	115.84 €	115.84 €

### Shelf width 2,250 mm · shelf load 500 kg

Galvanised	2,000	1,500	3	22072	22073	22074	22075	22076	22077	22078	22079
				463.81 €	387.77 €	484.52 €	407.23 €	524.99 €	446.35 €	571.45 €	489.13 €
	2,500	2,000	4	22082	22083	22084	22085	22086	22087	22088	22089
				599.15 €	507.40 €	626.21 €	533.06 €	680.14 €	585.22 €	740.54 €	641.48 €
	3,000	2,500	5	22092	22093	22094	22095	22096	22097	22098	22099
				734.29 €	626.92 €	768.40 €	659.14 €	836.43 €	724.64 €	912.90 €	795.47 €
	retaining plates level with chipboards*			22131	22131	22132	22132	22133	22133	22134	22134
				103.91 €	103.91 €	109.98 €	109.98 €	122.57 €	122.57 €	135.61 €	135.61 €

### Shelf width 2,500 mm · shelf load 500 kg

Galvanised	2,000	1,500	3	22102	22103	22104	22105	22106	22107	22108	22109
				548.06 €	472.02 €	571.73 €	494.44 €	618.97 €	540.33 €	661.28 €	578.97 €
	2,500	2,000	4	22112	22113	22114	22115	22116	22117	22118	22119
				711.48 €	619.73 €	742.49 €	649.34 €	805.45 €	710.53 €	860.32 €	761.26 €
	3,000	2,500	5	22122	22123	22124	22125	22126	22127	22128	22129
				874.71 €	767.34 €	913.75 €	804.49 €	993.06 €	881.28 €	1,062.63 €	945.19 €
	retaining plates level with chipboards*			22136	22136	22137	22137	22138	22138	22139	22139
				131.99 €	131.99 €	139.05 €	139.05 €	153.90 €	153.90 €	165.55 €	165.55 €

\* When using additional levels, please ensure you do not exceed the maximum bay load.

All prices without fitting. The tables show ordering examples. Other dimensions and versions on request.

■ 5 days from warehouse

## Accessories

# Overview of WS 3000 wide-span shelving

## Components and component parts

Shelving systems  
Plug-in system

Shelving systems  
Bolted system

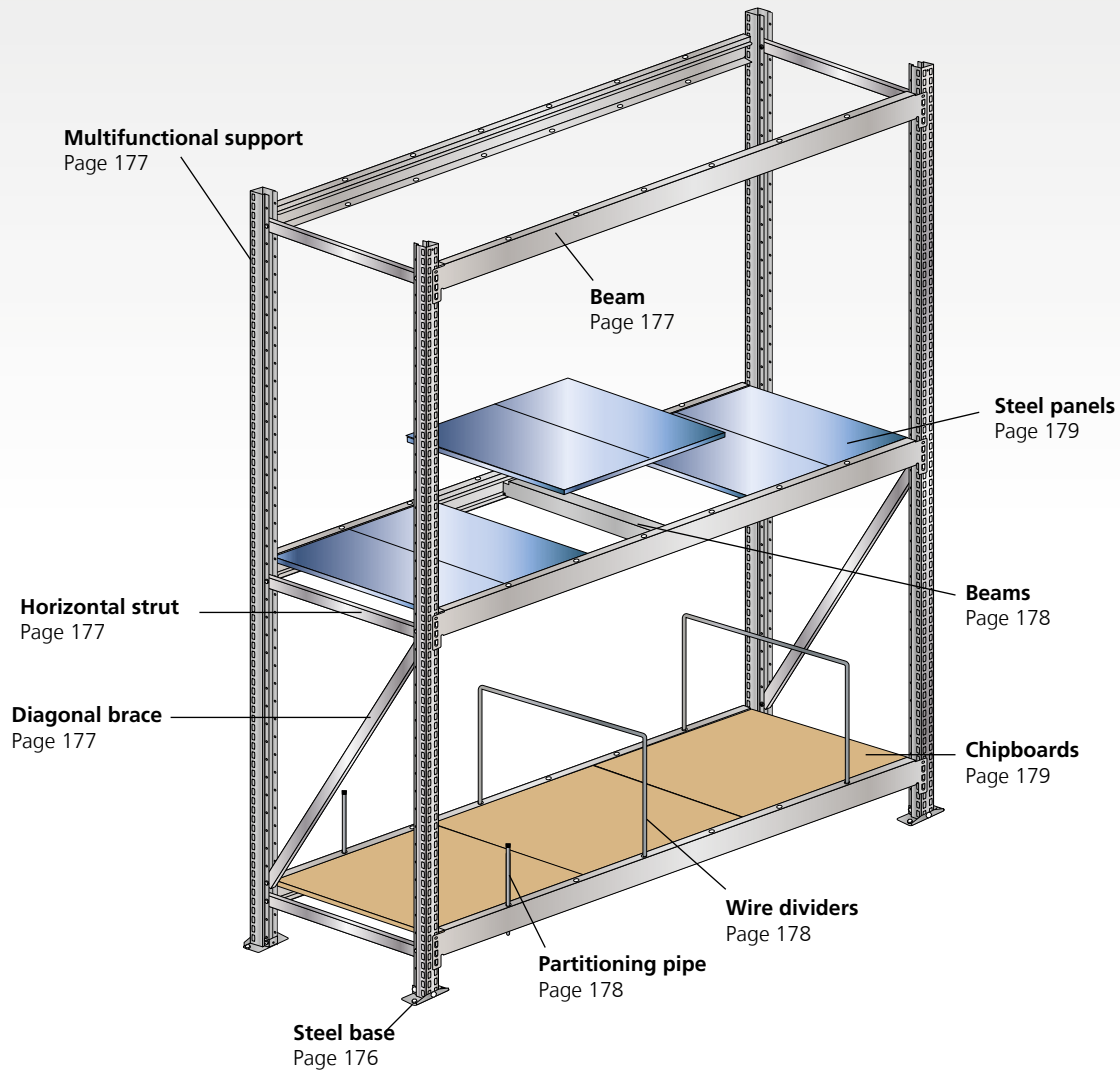
Shelving systems  
Office

Wide-span shelving

Pallet racking

Cantilever racking

Shelving systems and  
mezzanine systems



### Steel bases for MF-40 frames

- for floor mounting of the multifunctional frames

21610 ■ 10.34 €



### Base plate for steel bases

- To compensate floor unevenness
- 1 mm and 2 mm thicknesses

1 mm material thickness	21612 ■	1.58 €
2 mm material thickness	21613 ■	2.05 €



**Multifunction frames, unmounted**

- Multifunction frames MF-40 for WS 3000 beams and accessories
- Comprising multifunctional columns, framework and steel bases
- Multifunction supports galvanised or RAL 7035 light grey
- Framework and steel bases galvanised

	Height mm	Depth mm							
		500		600		800		1,000	
completely galvanised	2,000	22301 ■	76.04 €	22302 ■	77.30 €	22304 ■	78.64 €	22306 ■	82.32 €
	2,500	22313 ■	91.75 €	22314 ■	93.15 €	22316 ■	94.93 €	22318 ■	99.06 €
	3,000	22325 ■	107.37 €	22326 ■	109.26 €	22328 ■	111.78 €	22330 ■	117.44 €
Support RAL 7035 Framework galvanised	2,000	21101 ■	77.42 €	21102 ■	78.69 €	21104 ■	80.03 €	21106 ■	83.70 €
	2,500	21113 ■	93.56 €	21114 ■	94.94 €	21116 ■	96.72 €	21118 ■	100.85 €
	3,000	21125 ■	109.31 €	21126 ■	111.20 €	21128 ■	113.73 €	21130 ■	119.38 €



Shelving systems  
Plug-in system

Shelving systems  
Bolted system

Shelving systems  
Office

Wide-span shelving

Pallet racking

Cantilever racking

Shelving systems and  
mezzanine systems



**WS 3000 Holm**

- Including 2 locking pins
- Galvanised

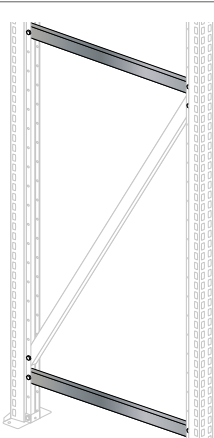
Galvanised	Width mm		
	1,500	20904 ■	26.70 €
	2,000	20905 ■	31.26 €
	2,250	20906 ■	33.81 €
2,500	20907 ■	43.34 €	
Locking pin single			
	13920-5 ■		0.21 €

**MF-40 multifunctional columns**

- For constructing multifunction frames
- Galvanised or RAL 7035 light grey



	Height mm		
	Galvanised	2,000	22550 ■
2,500		22551 ■	28.51 €
3,000		22552 ■	33.41 €
RAL 7035	2,000	20908 ■	23.20 €
	2,500	20909 ■	29.41 €
	3,000	20910 ■	34.39 €



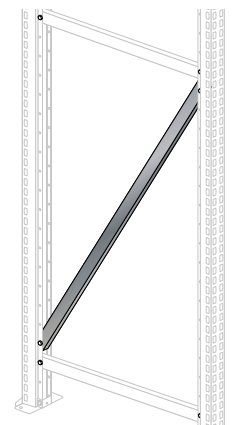
**Horizontal strut for MF-40 framework construction**

- Galvanised

Galvanised	for frame depth mm	Length mm		
	500	453	20922 ■	1.50 €
	600	553	20923 ■	1.88 €
	800	753	20924 ■	2.19 €
	1,000	953	20925 ■	3.26 €

**Diagonal brace for MF-40 framework construction**

- Galvanised



Galvanised	for frame depth mm	Length mm		
	500	940	20900 ■	3.20 €
	600	990	20901 ■	3.33 €
	800	1,112	20902 ■	3.77 €
	1,000	1,254	20903 ■	4.23 €



## 2 bearers

- For supporting steel panels and chipboards
- Galvanised

Depth mm		
500	20805 ■	6.40 €
600	20806 ■	6.81 €
800	20807 ■	7.88 €
1,000	20807-A ■	9.15 €

## Bay dividers

- For partitioning the WS 3000 beams
- horizontally infinitely variable
- With black protective cap
- Ø 18 mm round tubing
- Galvanised



Length mm		
400	20926 ■	17.26 €



## Partitioning pipe

- Simply plug into the beams
- With plastic end caps
- Ø 18 mm
- soft foam covering available as an option
- Galvanised

Length mm		
350	20624 ■	8.27 €

## Soft foam covering

- Soft foam covering for sensitive surfaces
- length 2,000 mm for individual assembly
- Ø 36 mm external, Ø 18 mm internal
- Can be used for wire dividers and partitioning tubing



Length mm		
2,000	20754 ■	2.91 €

## Wire dividers

- Simply plug into the beams
- in 2 different heights
- Ø 18 mm
- Soft foam covering available as an option
- Galvanised



### Wire divider 250 mm

for depth 500 mm		for depth 600 mm		for depth 800 mm		for depth 1,000 mm	
20613 ■	25.02 €	20614 ■	25.77 €	20615 ■	26.88 €	20625 ■	31.45 €



### Wire divider 500 mm

for depth 500 mm		for depth 600 mm		for depth 800 mm		for depth 1,000 mm	
20617 ■	28.76 €	20618 ■	30.34 €	20619 ■	30.72 €	20626 ■	37.63 €

### Individual steel panels

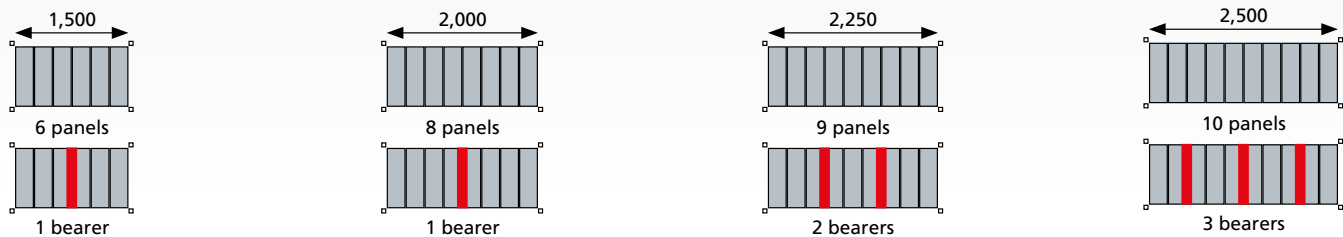
- For placing on the WS 3000 beams
- Galvanised



Width mm	Depth mm			
	500	600	800	1,000
250	20820 ■	20821 ■	20822 ■	20823 ■
	11.07 €	11.83 €	13.33 €	14.78 €

### Partitioning of the steel panels levels per bay width:

Depending on the width of the bay, steel shelves in different sizes are inserted in segments. \*\* Individual beams can be found on page 178.



### Individual chipboards

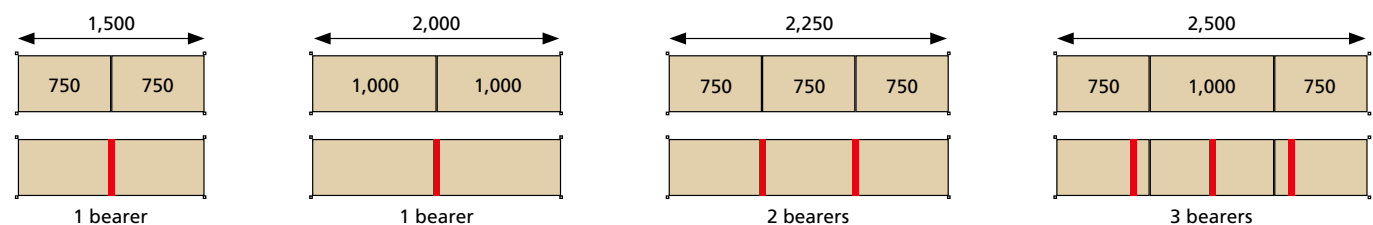
- 19 mm chipboards placing on the WS 3000 beams
- Raw/raw

Width mm	Depth mm			
	500	600	800	1,000
750	20811 ■	20813 ■	20815 ■	20817 ■
	7.83 €	9.58 €	13.06 €	16.56 €
1,000	20812 ■	20814 ■	20816 ■	20818 ■
	10.44 €	12.77 €	17.43 €	22.10 €



### Partitioning of the chipboards levels per bay width:

Depending on the width of the bay, 19 mm chipboards (raw/raw) in different sizes are inserted in segments. When assembling chipboards levels, bearers must be used (included in delivery). Individual beams can be found on page 178.





# » Z1 wide-span shelving

Shelf load up to 776 kg · bracing by supports and beams

Shelving systems  
Plug-in system

Shelving systems  
Bolted system

Shelving systems  
Office

Wide-span shelving

Pallet racking

Cantilever racking

Shelving systems and  
mezzanine systems



Depths:  
469 mm  
621 mm  
773 mm  
926 mm

Widths: 1,536 / 1,841 / 2,146 / 2,450 mm

Height:  
1,981 mm  
2,438 mm  
3,048 mm



### Planning

Wide-span shelving may only be loaded manually.  
The specified load capacities apply to evenly distributed loads per shelf.

### Safety

**Shelving with a height/depth ratio greater than 5:1 must be secured against tipping in accordance with the DGUV (German statutory accident insurance association) regulation 108-007 (BGR 234).**

**Example:**  
A shelf unit with a depth of 400 mm and a height of 2,500 mm must be secured by wall, foot or head bracing (see fixing accessories, page 184).

The specified load capacities apply to evenly distributed loads per shelf.

### Assembly measurements

**Starter shelving:**  
Nominal dimension = Outer dimension

**Total frame depth:**  
Nominal dimension = Outer dimension

**Height of the supports and crossbars:**  
for bay width 1,536 mm = 72 mm  
for bay width 1,841 mm = 79 mm

All prices without fitting. The tables show ordering examples. Other dimensions and versions on request.




### Bracing with supports and crossbars

Bracing of the shelving is carried out using supports and crossbars to bridge large distances.



### Steel panels or chipboards

Depending on the application and the required shelf load steel panels or chipboards can be used for all Z1 shelving.



### Angle profile with keyhole slots

48 x 48 mm

## Product features


- Maximum shelf load 776 kg
- Optimal storage on steel panels or 16 mm chipboards
- Height of levels can be adjusted in increments of 38 mm
- Optimal adjustable according to the spatial conditions and the items with 4 shelving widths and 3 shelving heights
- Easy to store bulky and voluminous items
- Time saved thanks to short picking sequences as a result of double-sided use
- Quick and fully pluggable assembly without bolts using keyhole slots in the profiles

### Quick finder

Complete shelving units	182
Packing table	183
System components and individual parts	184-185

## Extremely easy to assembly!

The Z1 is fully pluggable and particularly easy to assemble. The system is made up only of starter shelving, connected together.



## Z1 complete shelving unit with steel panels



### Shelf width 1,536 mm

Shelf height	Bay load kg	Levels	469 mm depth		621 mm depth		773 mm depth		926 mm depth	
			776 kg Shelf load		767 kg Shelf load		709 kg Shelf load		646 kg Shelf load	
			Height mm	Bay load kg	Height mm	Bay load kg	Height mm	Bay load kg	Height mm	Bay load kg
1,981	3,200	4	18200-N	502.98 €	18201-N	568.04 €	18202-N	637.94 €	18203-N	720.09 €
2,438	2,800	4	18220-N	517.20 €	18221-N	582.25 €	18222-N	652.16 €	18223-N	734.31 €
3,048	2,500	4	18240-N	537.63 €	18241-N	602.68 €	18242-N	672.58 €	18243-N	754.73 €
Additional level with steel panels			18320-N	107.73 €	18321-N	124.00 €	18322-N	141.47 €	18323-N	162.01 €

### Shelf width 1,841 mm

Shelf height	Bay load kg	Levels	469 mm depth		621 mm depth		773 mm depth		926 mm depth	
			551 kg Shelf load		559 kg Shelf load		554 kg Shelf load		545 kg Shelf load	
			Height mm	Bay load kg	Height mm	Bay load kg	Height mm	Bay load kg	Height mm	Bay load kg
1,981	3,200	4	18205-N	573.79 €	18206-N	648.10 €	18207-N	729.40 €	18208-N	823.51 €
2,438	2,800	4	18225-N	588.01 €	18226-N	662.31 €	18227-N	743.62 €	18228-N	837.72 €
3,048	2,500	4	18245-N	608.43 €	18246-N	682.74 €	18247-N	764.04 €	18248-N	858.15 €
Additional level with steel panels			18325-N	125.44 €	18326-N	144.01 €	18327-N	164.34 €	18328-N	187.86 €

### Shelf width 2,146 mm

Shelf height	Bay load kg	Levels	469 mm depth		621 mm depth		773 mm depth		926 mm depth	
			442 kg Shelf load		439 kg Shelf load		447 kg Shelf load		437 kg Shelf load	
			Height mm	Bay load kg	Height mm	Bay load kg	Height mm	Bay load kg	Height mm	Bay load kg
1,981	3,200	4	18210-N	645.50 €	18211-N	729.06 €	18212-N	821.76 €	18213-N	927.83 €
2,438	2,800	4	18230-N	659.72 €	18231-N	743.28 €	18232-N	835.98 €	18233-N	942.04 €
3,048	2,500	4	18250-N	680.14 €	18251-N	763.70 €	18252-N	856.40 €	18253-N	962.47 €
Additional level with steel panels			18330-N	143.36 €	18331-N	164.25 €	18332-N	187.43 €	18333-N	213.94 €

### Shelf width 2,450 mm

Shelf height	Bay load kg	Levels	469 mm depth		621 mm depth		773 mm depth		926 mm depth	
			344 kg Shelf load		349 kg Shelf load		340 kg Shelf load		340 kg Shelf load	
			Height mm	Bay load kg	Height mm	Bay load kg	Height mm	Bay load kg	Height mm	Bay load kg
1,981	3,200	4	18215-N	717.44 €	18216-N	810.25 €	18217-N	914.34 €	18218-N	1,032.37 €
2,438	2,800	4	18235-N	731.65 €	18236-N	824.47 €	18237-N	928.56 €	18238-N	1,046.59 €
3,048	2,500	4	18255-N	752.08 €	18256-N	844.89 €	18257-N	948.98 €	18258-N	1,067.02 €
Additional level with steel panels			18335-N	161.35 €	18336-N	184.55 €	18337-N	210.57 €	18338-N	240.08 €

## Z1 complete shelving unit with chipboards



### Shelf width 1,536 mm

Shelf height	Bay load kg	Levels	469 mm depth		621 mm depth		773 mm depth		926 mm depth	
			640 kg Shelf load		640 kg Shelf load		640 kg Shelf load		640 kg Shelf load	
			Height mm	Bay load kg	Height mm	Bay load kg	Height mm	Bay load kg	Height mm	Bay load kg
1,981	3,200	4	18260-N	345.06 €	18261-N	380.16 €	18262-N	409.16 €	18263-N	447.58 €
2,438	2,800	4	18280-N	359.28 €	18281-N	394.38 €	18282-N	423.38 €	18283-N	461.80 €
3,048	2,500	4	18300-N	379.71 €	18301-N	414.80 €	18302-N	443.80 €	18303-N	482.22 €
Additional level with steel panels			18340-N	68.25 €	18341-N	77.03 €	18342-N	84.28 €	18343-N	93.88 €

### Shelf width 1,841 mm

Shelf height	Bay load kg	Levels	469 mm depth		621 mm depth		773 mm depth		926 mm depth	
			610 kg Shelf load		610 kg Shelf load		720 kg Shelf load		720 kg Shelf load	
			Height mm	Bay load kg	Height mm	Bay load kg	Height mm	Bay load kg	Height mm	Bay load kg
1,981	3,200	4	18265-N	386.98 €	18266-N	425.86 €	18267-N	458.47 €	18268-N	500.67 €
2,438	2,800	4	18285-N	401.20 €	18286-N	440.08 €	18287-N	472.69 €	18288-N	514.89 €
3,048	2,500	4	18305-N	421.63 €	18306-N	460.50 €	18307-N	493.11 €	18308-N	535.31 €
Additional level with steel panels			18345-N	78.73 €	18346-N	88.45 €	18347-N	96.61 €	18348-N	107.16 €

### Shelf width 2,146 mm

Shelf height	Bay load kg	Levels	469 mm depth		621 mm depth		773 mm depth		926 mm depth	
			577 kg Shelf load		577 kg Shelf load		620 kg Shelf load		620 kg Shelf load	
			Height mm	Bay load kg	Height mm	Bay load kg	Height mm	Bay load kg	Height mm	Bay load kg
1,981	3,200	4	18270-N	429.92 €	18271-N	472.40 €	18272-N	508.74 €	18273-N	554.61 €
2,438	2,800	4	18290-N	444.14 €	18291-N	486.62 €	18292-N	522.96 €	18293-N	568.83 €
3,048	2,500	4	18310-N	464.56 €	18311-N	507.05 €	18312-N	543.38 €	18313-N	589.25 €
Additional level with steel panels			18350-N	89.47 €	18351-N	100.09 €	18352-N	109.17 €	18353-N	120.64 €

### Shelf width 2,450 mm

Shelf height	Bay load kg	Levels	469 mm depth		621 mm depth		773 mm depth		926 mm depth	
			545 kg Shelf load		545 kg Shelf load		500 kg shelf load		500 kg shelf load	
			Height mm	Bay load kg	Height mm	Bay load kg	Height mm	Bay load kg	Height mm	Bay load kg
1,981	3,200	4	18275-N	472.97 €	18276-N	519.18 €	18277-N	559.12 €	18278-N	608.72 €
2,438	2,800	4	18295-N	487.19 €	18296-N	533.39 €	18297-N	573.34 €	18298-N	622.93 €
3,048	2,500	4	18315-N	507.61 €	18316-N	553.82 €	18317-N	593.76 €	18318-N	643.36 €
Additional level with steel panels			18355-N	100.23 €	18356-N	111.78 €	18357-N	121.77 €	18358-N	134.17 €

All prices without fitting. The tables show ordering examples. Other dimensions and versions on request.

■ 5 days from warehouse

Shelving systems Plug-in system  
Shelving systems Bolted system  
Shelving systems Office  
Wide-span shelving  
Pallet racking  
Cantilever racking  
Shelving systems and mezzanine systems



## Z1 packing table with shelving levels

### Properties

- Shelf load for table level 320 kg
- Shelf load for shelving level 100 kg
- Individual height adjustment of the levels in increments of 38 mm
- Decked with 16 mm chipboards
- Uprights blue, crossbars orange

### Benefits

- Optimal storage of the required tools and materials in the shelving levels
- Individual use for workshop and warehouses, for example for packing and picking
- Quick and fully pluggable assembly without bolts using keyhole slots in the profiles

#### Packing table with shelving levels

Height mm	Width mm	Depth mm Table / shelf		
1,981	1,536	773 / 316	18000-A1	466.25 €
1,981	2,450	773 / 316	18000-A2	657.38 €



Shelving systems  
Plug-in system

Shelving systems  
Bolted system

Shelving systems  
Office

## Z1 packing table without shelving levels

### Properties

- Bay loads 320 kg
- Individual height adjustment of the levels in increments of 38 mm
- Decked with 16 mm chipboards
- Uprights blue, crossbars orange

### Benefits

- Back-friendly working height
- Individual use for workshop and warehouses
- Quick and fully pluggable assembly without bolts using keyhole slots in the profiles

#### Packing table without shelving levels

Height mm	Width mm	Depth mm		
990	1,536	621	18000-A3	245.62 €
		773	18000-A4	269.63 €
		926	18000-A5	298.52 €
		1,230	18000-A6	352.64 €
990	1,841	621	18000-A7	281.48 €
		773	18000-A8	308.45 €
		926	18000-A9	340.88 €
		1,230	18000-A14	401.50 €
990	2,450	621	18000-A10	346.45 €
		773	18000-A11	394.36 €
		926	18000-A12	419.12 €
		1,230	18000-A13	493.28 €



Wide-span shelving

Pallet racking

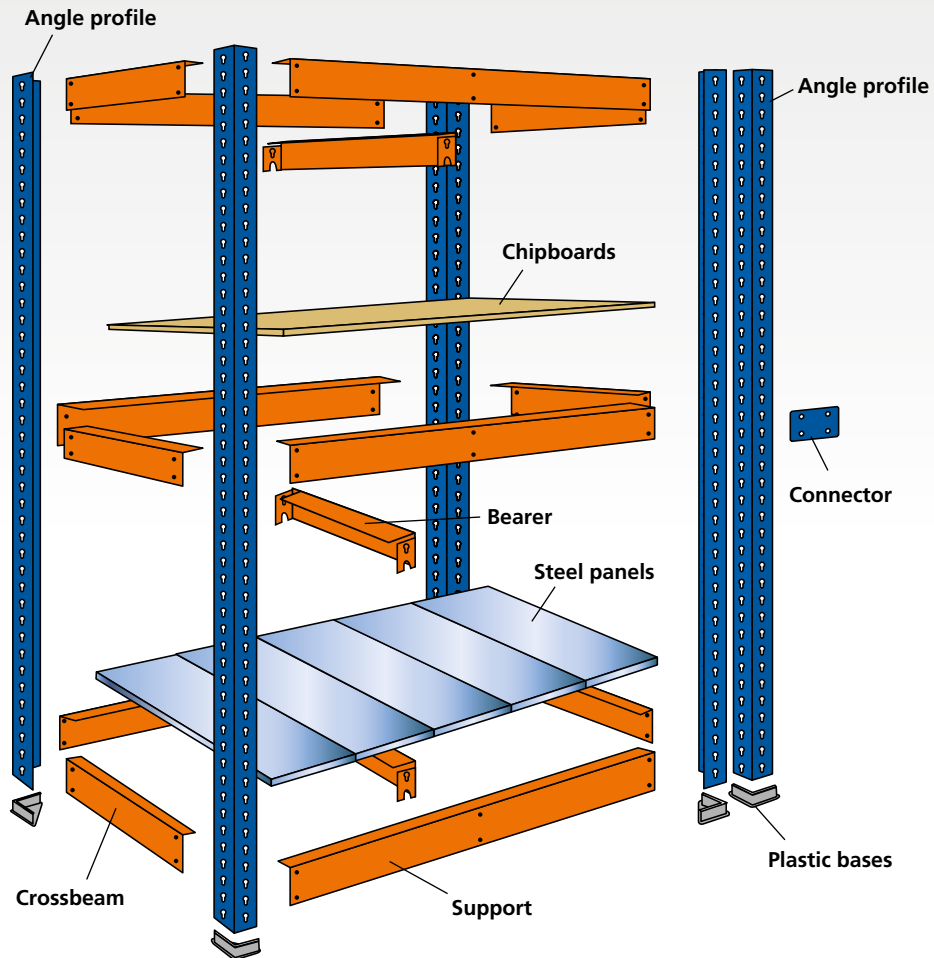
Cantilever racking

Shelving systems and  
mezzanine systems

## Accessories

# Overview of Z1 wide-span shelving

## Components and component parts



### Plastic bases

To plug into the angle profile

- For stability
- Black

Plastic bases	
18117	0.71 €



### Steel bases

For floor anchoring

- incl. bolts
- Galvanised

Steel foot simple	Steel foot double
18119	18119-A
9.06 €	9.39 €



### Connector

for connecting two shelving units

- blue

Connector	
blue	18118
	0.71 €



### Plastic hammer

for fixing shelving components

- 40 mm hammer face
- with sturdy wooden handle

Plastic hammer	
18540	22.85 €

Shelving systems plug-in system  
Shelving systems Bolted system  
Shelving systems Office  
Wide-span shelving  
Pallet racking  
Cantilever racking  
Shelving systems and mezzanine systems



**Angle profiles**  
**Plug-in**

- 48 x 48 mm
- blue

Height	1,981 mm	2,438 mm	3,048 mm
blue	18100 ■	18101 ■	18102 ■
	16.95 €	20.51 €	25.61 €

**Traversen**  
**Plug-in, in depthnrichtung**

- easy plugging through clasps
- orange



Depth	469 mm	621 mm	773 mm	926 mm	1,230 mm
orange	18107 ■	18108 ■	18109 ■	18110 ■	18111 ■
	4.95 €	6.67 €	7.59 €	9.66 €	12.30 €



**Support beams**  
**plug-in, in width direction**

- easy plugging through clasps
- orange

Width	1,536 mm	1,841 mm	2,146 mm	2,450 mm
orange	18103 ■	18104 ■	18105 ■	18106 ■
	19.48 €	23.34 €	27.32 €	31.33 €

**2 bearers**  
**for securing the levels**

- 1 bearer required per shelf level
- orange



Depth	469 mm	621 mm	773 mm	926 mm	1,230 mm
orange	18112 ■	18113 ■	18114 ■	18115 ■	18116 ■
	5.53 €	6.29 €	7.09 €	7.94 €	9.17 €

**Chipboards**  
**16 mm stark**

- One board for each level
- Chipboards (raw / raw)



Width mm	Depth mm			
	469	621	773	926
1,536	18380 ■ 13.87 €	18381 ■ 18.44 €	18382 ■ 23.05 €	18384 ■ 27.66 €
1,841	18386 ■ 16.62 €	18387 ■ 22.13 €	18388 ■ 27.65 €	18389 ■ 33.20 €
2,146	18396 ■ 19.39 €	18397 ■ 25.81 €	18398 ■ 32.26 €	18399 ■ 38.73 €
2,450	18391 ■ 22.14 €	18392 ■ 29.49 €	18393 ■ 36.84 €	18394 ■ 44.25 €

One bearer is required for each chipboards. Please order separately!

**Steel panel levels**  
**Only for Z1 wide-span shelving**

- Suitable for one for each level
- Galvanised



Width mm	Number of panels	Depth mm			
		469	621	773	926
1,536	7	18170 ■ 53.35 €	18171 ■ 65.40 €	18172 ■ 80.24 €	18173 ■ 95.79 €
1,841	8	18174 ■ 63.32 €	18175 ■ 77.69 €	18176 ■ 95.38 €	18177 ■ 113.91 €
2,146	9	18178 ■ 73.29 €	18179 ■ 89.98 €	18180 ■ 110.51 €	18181 ■ 132.04 €
2,450	10	18182 ■ 83.26 €	18183 ■ 102.26 €	18184 ■ 125.65 €	18185 ■ 150.16 €

A bearer is required for each steel panel level. Please order separately!



# » W 100 wide-span shelving

Shelf load up to 1,050 kg · Bracing through beams

Shelving systems  
Plug-in system

Shelving systems  
Bolted system

Shelving systems  
Office

Wide-span shelving

Pallet racking

Cantilever racking

Shelving systems and  
mezzanine systems



**Depths:**  
600 mm  
800 mm  
1.000 mm  
1,200 mm

**Height:**  
2,000 mm  
2,500 mm  
3,000 mm

Uprights blue    beams orange    Frame-work galvanised

**Planning**

Wide-span shelving may only be loaded manually.

The specified load capacities apply to evenly distributed loads per shelf.

Due to transport reasons, the frames are delivered disassembled.

**Safety**

**Shelving with a height/depth ratio greater than 5:1 must be secured against tipping in accordance with the DGUV (German statutory accident insurance association) regulation 108-007 (BGR 234).**

**Example:**  
A shelf unit with a depth of 600 mm and a height of 3,500 mm must be secured by wall, foot or head bracing (see fixing accessories, page 189).

The specified load capacities apply to evenly distributed loads per shelf.


**Assembly measurements**

**Total length of the shelf:**  
Number of upright frames x 50 mm + nominal length + 7 mm

**Total depth of the shelf:**  
Nominal depth + 2 mm

**Height of the beams:**  
**Type ZG 55:** 80 mm  
**Type ZG 85:** 110 mm  
**Type CO:** 65 mm

All prices without fitting. The tables show ordering examples. Other dimensions and versions on request.



**Bracing through beams**

The bracing of the shelves is carried out according to Load with CO beam or ZG beam. The specially profiled ZG beam is optimal for heavy loads.



**Steel panels or chipboards**

Depending on the intended use, the following can be selected Steel panels or chipboards can be used.



**Standard frames**

The frames consist of supports and framework bracing and are therefore optimally suited for heavy loads.

**Product features**

- maximum shelf load 1,050 kg
- Maximum bay load 3.8 t
- Storage of the goods optionally on steel panels or 25 mm chipboards
- Different types of beams according to the required shelf load
- Optimal height adjustment of the storage room in increments of 25 mm
- Optimal adjustable according to the spatial conditions and the items with 3 shelving widths and 3 shelving heights
- Easy to store bulky and voluminous items
- Easy to adapt to the items being stored by simply plugging in the beams
- Loading and unloading of the stock items possible from both sides

**Quick finder**

Complete shelving units	188
System components and individual parts	189
W 100 Environmental shelving	190-191

**Only load and unload wide-span shelving by hand!**



In spite of the high load capacity and the similarity to pallet racking wide-span shelving must only be loaded and unloaded by hand and not with a forklift.





## Complete shelving units W 100, beams Type ZG, with steel panels

Depth mm		600		800		1,000		1,200	
Height mm	Number Levels	Starter shelving	Extension shelving	Starter shelving	Extension shelving	Starter shelving	Extension shelving	Starter shelving	Extension shelving
Shelf width 1,785 mm		Bay loads 670 kg		Bay loads 670 kg		Bay loads 670 kg		Bay loads 557 kg	
2,000	3	19581 ■ 655.94 €	19582 ■ 571.70 €	19590 ■ 745.99 €	19591 ■ 654.60 €	19599 ■ 835.04 €	19600 ■ 735.94 €	19707 ■ 905.29 €	19708 ■ 806.19 €
2,500	4	19610 ■ 859.93 €	19611 ■ 754.94 €	19619 ■ 979.45 €	19620 ■ 865.20 €	19628 ■ 1,097.59 €	19629 ■ 973.36 €	19709 ■ 1,191.25 €	19710 ■ 1,067.02 €
3,000	5	19680 ■ 1,054.63 €	19681 ■ 933.54 €	19689 ■ 1,201.01 €	19690 ■ 1,069.85 €	19698 ■ 1,345.50 €	19699 ■ 1,203.45 €	19711 ■ 1,462.58 €	19712 ■ 1,320.52 €
Additional level		19583 ■ 162.49 €	19583 ■ 162.49 €	19592 ■ 187.74 €	19592 ■ 187.74 €	19602 ■ 212.28 €	19602 ■ 212.28 €	19713 ■ 235.69 €	19713 ■ 235.69 €

Shelf width 2,140 mm		Bay loads 950 kg		Bay loads 950 kg		Bay loads 899 kg		Bay loads 668 kg	
2,000	3	19584 ■ 763.67 €	19585 ■ 679.44 €	19593 ■ 868.87 €	19594 ■ 777.48 €	19603 ■ 972.65 €	19604 ■ 873.55 €	19757 ■ 1,056.94 €	19758 ■ 957.84 €
2,500	4	19613 ■ 1,003.57 €	19614 ■ 898.59 €	19622 ■ 1,143.29 €	19623 ■ 1,029.04 €	19631 ■ 1,281.07 €	19632 ■ 1,156.84 €	19759 ■ 1,393.46 €	19760 ■ 1,269.22 €
3,000	5	19683 ■ 1,234.19 €	19684 ■ 1,113.10 €	19692 ■ 1,405.82 €	19693 ■ 1,274.65 €	19701 ■ 1,574.85 €	19702 ■ 1,432.80 €	19761 ■ 1,715.34 €	19762 ■ 1,573.29 €
Additional level		19586 ■ 198.40 €	19586 ■ 198.40 €	19595 ■ 228.70 €	19595 ■ 228.70 €	19605 ■ 258.15 €	19605 ■ 258.15 €	19763 ■ 286.25 €	19763 ■ 286.25 €

Shelf width 2,500 mm		Bay loads 820 kg		Bay loads 820 kg		Bay loads 820 kg		Bay loads 780 kg	
2,000	3	19587 ■ 946.73 €	19588 ■ 862.49 €	19596 ■ 1,067.07 €	19597 ■ 975.69 €	19607 ■ 1,185.58 €	19608 ■ 1,086.48 €	19773 ■ 1,283.92 €	19774 ■ 1,184.82 €
2,500	4	19616 ■ 1,247.64 €	19617 ■ 1,142.66 €	19625 ■ 1,407.57 €	19626 ■ 1,293.32 €	19634 ■ 1,564.98 €	19635 ■ 1,440.74 €	19775 ■ 1,696.10 €	19776 ■ 1,571.86 €
3,000	5	19686 ■ 1,539.28 €	19687 ■ 1,418.19 €	19695 ■ 1,736.16 €	19696 ■ 1,604.99 €	19704 ■ 1,929.73 €	19705 ■ 1,787.68 €	19777 ■ 2,093.63 €	19778 ■ 1,951.58 €
Additional level		19589 ■ 259.42 €	19589 ■ 259.42 €	19598 ■ 294.77 €	19598 ■ 294.77 €	19609 ■ 329.13 €	19609 ■ 329.13 €	19779 ■ 361.91 €	19779 ■ 361.91 €

**Important notice:** The sum of the shelf loads must not exceed the maximum bay load according to the table on Page 189!

## Complete shelving units W 100, beams type ZG, with chipboards



Depth mm		600		800		1,000		1,200	
Height mm	Number Levels	Starter shelving	Extension shelving	Starter shelving	Extension shelving	Starter shelving	Extension shelving	Starter shelving	Extension shelving
Shelf width 1,785 mm		Bay loads 670 kg		Bay loads 670 kg		Bay loads 670 kg		Bay loads 670 kg	
2,000	3	19500 ■ 615.23 €	19501 ■ 531.00 €	19509 ■ 752.12 €	19510 ■ 660.73 €	19518 ■ 846.47 €	19519 ■ 747.37 €	19022 ■ 932.66 €	19023 ■ 833.56 €
2,500	4	19527 ■ 805.65 €	19528 ■ 700.67 €	19536 ■ 987.63 €	19537 ■ 873.38 €	19545 ■ 1,112.83 €	19546 ■ 988.59 €	19024 ■ 1,227.76 €	19025 ■ 1,103.52 €
3,000	5	19554 ■ 986.79 €	19555 ■ 865.69 €	19563 ■ 1,211.24 €	19564 ■ 1,080.08 €	19572 ■ 1,364.55 €	19573 ■ 1,222.49 €	19026 ■ 1,508.21 €	19027 ■ 1,366.15 €
Additional level		19502 ■ 148.92 €	19502 ■ 148.92 €	19511 ■ 189.78 €	19511 ■ 189.78 €	19520 ■ 216.09 €	19520 ■ 216.09 €	19028 ■ 244.82 €	19028 ■ 244.82 €

Shelf width 2,140 mm		Bay loads 950 kg		Bay loads 950 kg		Bay loads 950 kg		Bay loads 950 kg	
2,000	3	19503 ■ 714.59 €	19504 ■ 630.35 €	19512 ■ 865.14 €	19513 ■ 773.76 €	19521 ■ 973.08 €	19522 ■ 873.97 €	19029 ■ 1,074.12 €	19030 ■ 975.02 €
2,500	4	19530 ■ 938.12 €	19531 ■ 833.14 €	19539 ■ 1,138.33 €	19540 ■ 1,024.08 €	19548 ■ 1,281.64 €	19549 ■ 1,157.40 €	19031 ■ 1,416.37 €	19032 ■ 1,292.13 €
3,000	5	19557 ■ 1,152.38 €	19558 ■ 1,031.29 €	19566 ■ 1,399.61 €	19567 ■ 1,268.45 €	19575 ■ 1,575.56 €	19576 ■ 1,433.51 €	19033 ■ 1,743.97 €	19034 ■ 1,601.92 €
Additional level		19505 ■ 182.04 €	19505 ■ 182.04 €	19514 ■ 227.46 €	19514 ■ 227.46 €	19523 ■ 258.29 €	19523 ■ 258.29 €	19035 ■ 291.97 €	19035 ■ 291.97 €

Shelf width 2,500 mm		Bay loads 1,050 kg		Bay loads 1,050 kg		Bay loads 1,050 kg		Bay loads 1,050 kg	
2,000	3	19506 ■ 889.94 €	19507 ■ 805.71 €	19515 ■ 1,054.25 €	19516 ■ 962.86 €	19524 ■ 1,208.56 €	19525 ■ 1,109.46 €	19036 ■ 1,278.46 €	19037 ■ 1,179.36 €
2,500	4	19533 ■ 1,171.93 €	19534 ■ 1,066.94 €	19542 ■ 1,390.47 €	19543 ■ 1,276.22 €	19551 ■ 1,595.61 €	19552 ■ 1,471.38 €	19038 ■ 1,688.82 €	19039 ■ 1,564.58 €
3,000	5	19560 ■ 1,444.63 €	19561 ■ 1,323.54 €	19569 ■ 1,714.79 €	19570 ■ 1,583.62 €	19578 ■ 1,968.03 €	19579 ■ 1,825.98 €	19040 ■ 2,084.54 €	19041 ■ 1,942.48 €
Additional level		19508 ■ 240.49 €	19508 ■ 240.49 €	19517 ■ 290.49 €	19517 ■ 290.49 €	19526 ■ 336.79 €	19526 ■ 336.79 €	19042 ■ 360.09 €	19042 ■ 360.09 €

**Important notice:** The sum of the shelf loads must not exceed the maximum bay load according to the table on Page 189!

All prices without fitting. The tables show ordering examples. Other dimensions and versions on request.

■ 5 days from warehouse



**Upright frames**

- disassembled
- incl. feet and framework

**Load capacity table for the uprights**

Level distances height mm	Bay load kg
500	3,500
600	3,430
700	3,350
800	3,200
900	3,080
1,000	3,000
1,100	2,800
1,200	2,600

Height mm	Depth mm	Part No.	Price
2,000	600	19482	84.24 €
	800	19483	91.39 €
	1,000	19484	99.10 €
	1,200	19485	106.32 €
2,500	600	19487	104.98 €
	800	19488	114.25 €
	1,000	19489	124.24 €
	1,200	19490	133.59 €
3,000	600	19492	121.09 €
	800	19493	131.16 €
	1,000	19494	142.05 €
	1,200	19495	152.24 €



W100 Steel base, single	
19895-N	2.26 €

**Chipboards**

- 25 mm thick
- Raw/raw



Shelf width mm	for depth 600 mm	for depth 800 mm	for depth 1,000 mm	for depth 1,200 mm
1,785	19908	19909	19910	19911
	64.71 €	87.44 €	110.16 €	135.00 €
2,140	19916	19917	19918	19919
	77.58 €	104.86 €	132.11 €	161.90 €
2,500	19920	19921	19922	19923
	90.67 €	122.53 €	154.38 €	184.65 €

**Individual steel panels**

- for beams type ZG
- Galvanised



for depth mm	Width mm	Part No.	Price
600	178	19090	7.83 €
800	178	19091	10.35 €
1,000	178	19092	12.81 €
1,200	178	19093	15.15 €

**Beams Type ZG**

- for use with steel panels or chipboards
- incl. 2 locking pins
- Plastic coated, orange



Length mm	Load capacity kg	Typ	Part No.	Price
1,785	670	ZG 55/18	19829-N	42.10 €
2,140	950	ZG 85/20	19833-N	52.23 €
2,500	1,050	ZG 85/20	19838-N	74.91 €
Locking pin			19958-N	0.38 €

**Bearing plate 2 mm**

- To compensate floor unevenness
- Galvanised



19950-X	1.61 €
---------	--------

**Screw anchor 8 x 75 mm**

- for floor anchoring as tip protection
- Galvanised



19956	1.93 €
-------	--------

**Depths:**

- for chipboards
- Galvanised

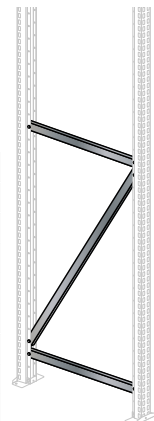


Upright depths mm	for Beams ZG 55		for Beams ZG 85	
800	19961	9.07 €	19962	9.07 €
1,000	19963	10.86 €	19964	10.86 €
1,200	19995	12.81 €	19996	12.81 €

**Framework**

- for stands
- Galvanised

	for frame depth	Length mm	Part No.	Price
Horizontal	600 mm	553	19877-N	3.39 €
	800 mm	753	19878-N	4.53 €
	1,000 mm	953	19879-N	5.74 €
	1,200 mm	1,153	19880-N	6.88 €
Diagonal	600 mm	660	19891-N	4.09 €
	800 mm	834	19892-N	5.06 €
	1,000 mm	1,018	19893-N	6.12 €
	1,200 mm	1,207	19894-N	7.11 €



# W100 environmental shelving sets for certified safety

Shelving systems Plug-in system  
Shelving systems Bolted system  
Shelving systems Office  
Wide-span shelving  
Pallet racking  
Cantilever racking  
Shelving systems and mezzanine systems



## W 100 Environmental shelving set for storage of water-polluting substances

### Properties

- Load capacity of the storage level 538 kg with uniformly distributed loads
- particularly stable due to framework bracing in the frame
- stable CO-beams for holding wire mesh shelves
- individual height division of the storage space by 25 mm grid
- Incl. containment tray
- Uprights blue, beams orange, framework galvanised

### Benefits

- direct discharge of escaping liquids through wire mesh shelves in the tightly welded drum pallet
- Easy transport of the drum pallet with forklift or pallet jack
- Easy to adapt to the items being stored by simply plugging in the beams
- double-sided loading and unloading of the stored goods



### Set comprising:

**Starter shelving** with 2 frames 2,000 x 600 mm (or extension bay unit with only 1 frame)

each 3 levels 1,250 mm with CO-beams and wire mesh shelves

respectively 1 containment tray 1,200 x 800 x 360 mm with 215 l volume incl. wire mesh

### CO beams

- for environmental shelving
- Plastic coated, orange



Length mm	Load capacity kg		
1,250	538	19818 ■	18.97 €
1,605	419	19820 ■	23.56 €

Combination shelving, shelf width 1,250 mm						
		Depth mm		600		
Height mm	Grating shelf	Starter shelving	Extension shelving			
			2,000	3	14860 ■	1,584.98 €
Additional level			14862 ■	191.94 €	14862 ■	191.94 €

All prices without fitting. The tables show ordering examples. Other dimensions and versions on request.

■ 5 days from warehouse · □ 5-6 weeks ready for dispatch

## Drum pellets for storing drums

### Properties

- for storing 200 l drums
- 2 drums: W 1,200 x D 800 x H 360 mm  
Collection volume: 215 l
- 4 drums: W 1,330 x D 1,200 x H 260 mm  
collection volume: 200 l
- Measurements incl. 100 mm under clearance
- Galvanised grating decking inserts

### Benefits

- direct discharge of escaping liquids through wire mesh shelves in the tightly welded drum pallet
- easy transport of the drum pallet with forklift or pallet truck



Drum pellets			
	for 200-l drums		
Galvanised	2	14851 □	840.69 €
	4	14853 □	1,213.75 €
RAL 5010 gentian blue	2	14850 ■	840.69 €
	4	14852 □	1,213.75 €

## More information about environmental shelves



Further shelving for the safe storage of water-polluting substances can be found in our special brochure "Environmental shelving" in the catalogue portal on our homepage.

As download on our catalogue portal!





A low-angle, upward-looking photograph of several skyscrapers against a bright blue sky filled with scattered white clouds. The buildings are dark, with a grid of windows that recedes into the distance, creating a strong sense of height and scale. The perspective is from the ground looking up, making the buildings appear to converge towards the top of the frame.

» Pallet racking  
- the superlatives for your warehouse



**System overview** **from 194**

Project Story	194 - 195
System features	196 - 197
Important planning bases	200 - 203

**Complete shelving units** **from 198**

Complete pallet racking	198 - 199
-------------------------	-----------

**System components and accessories** **from 204**

Pallet racking frames	204
Pallet racking beams	205
Single parts and accessories	206 - 215

**Special shelving** **from 216**

Environmental shelving	216 - 217
Sheet metal storage racks	218
Panel racking	218
Profile storage rack	219
Cable drum shelves	220 - 221
Trestle shelves	222
Hot dip galvanised pallet racks	223



## » Individual solutions for sophisticated storage

"Our credo is: Perfect products are created from the interplay of outstanding function, high material quality and good design" according to the words of company founder Johannes Dallmer. Via the three-stage distribution channel, Dallmer exclusively supplies specialist wholesalers from whom the regional craft businesses can then purchase the products. Wholesalers can no longer stock the ever-expanding product portfolio, so that manufacturers such as Dallmer also offer the availability of small quantities in their own warehouses.

Today's logistics must ensure that both palletized goods and small quantities can be stored and picked efficiently. Strong company growth, combined with the market demands for faster response times and deliveries, prompted the company to expand in terms of space, and so it purchased a site of around 20,000m<sup>2</sup>.

SCHULTE Lagertechnik was commissioned with the planning up to the installation of the new warehouse. Their competence and professionalism were already highly appreciated in the past - during the planning of the existing warehouses - so that this choice was quickly made. With 2,000 additional pallet spaces, the storage area was expanded by approx. 4,500 m<sup>2</sup>.

The products are mainly stored on single-use and Euro pallets and picked directly on site. For individual picking of the container units, these are moved to the lower shelf levels with wire mesh shelves. Thus, bulk and individual orders can be efficiently picked.

The warehouse staff can be guided to optimise the routes of hand scanners and a warehouse management software. To this

end, picking algorithms were analysed and adapted in advance. In addition, the racking system is designed in such a way that open intermediate zones are taken into account to shorten the walking distance as well as a coordinated walking distance width for picking in the opposite direction.

When planning the new warehouse Dallmer also attached particular importance to occupational safety. For safety reasons, the top three levels of the racking system are equipped with guide frames to both additionally stabilise the pallets in the top rows and prevent the stored goods from falling down. In addition, the entire shelving system is equipped with a sprinkler system, which is mounted shockproof within the shelf level at beam height.





### At a glance

#### Requirements

- » Storage of single use and Euro pallets
- » Storage of small parts
- » Faster picking
- » Fast processing of orders

#### Scope of work

- » Consulting, planning, delivery and assembly

#### Special features

- » Storage of pallets, bulky goods and small parts in a flexible racking system
- » Planning in an existing property

#### Benefits

- » Increase of the storage capacity from 2,000 to 4,000 parking spaces
- » Optimised walking routes
- » More efficient picking
- » Improved occupational safety
- » Fastest order picking and storage through wide aisle storage



## » Pallet racking

Bay loads up to 24.5 tons - Heights up to 12 metres



heavy duty  
**3**  
years  
warranty

gemäß  
DIN EN  
15512:2020

**5**  
DAYS  
EX STOCK

**4**  
WEEKS  
ready for  
dispatch

**5-6**  
WEEKS  
ready for  
dispatch

- Uprights  
blue like  
RAL 5017
- Beams  
RAL 2004  
orange
- Framework  
galvanised




With the SCHULTE 3D Configurator for specialist dealers, you can easily configure your pallet rack with the load values according to the new DIN EN 15512:2020, visualise it in real time and then output it as a finished offer.

Planning	Safety	Assembly measurements
<p><b>Necessary planning factors:</b></p> <ul style="list-style-type: none"> <li>■ The pallet weight</li> <li>■ The dimensions of the storage goods and the height of the pallets</li> <li>■ The length of the beams (1 to 4 pallets per bay)</li> <li>■ Number of storage levels per bay</li> <li>■ The frame height (clearance room)</li> <li>■ The type of operating devices</li> </ul>	<ul style="list-style-type: none"> <li>■ Pallet racks must always be secured against moving. Suitable ground anchors must be used for this, which are included in delivery (page 206).</li> <li>■ To protect the shelves and safe operation by industrial trucks, we recommend the use of impact protection corners and crash barriers (page 207) according to DUGV 108-007 (BGR 234).</li> </ul>	<p><b>Total length of the racks:</b></p> <ul style="list-style-type: none"> <li>■ For upright frames S610-M18 : sum of all shelf widths + (number of frames x 86 mm)</li> <li>■ For upright frames S625-A18 + S635-B20 + S645-B25: Sum of all shelf widths + (number of frames x 110 mm)</li> <li>■ allow at least 100 mm distance between the outer frames and walls or parts of the building for base plates</li> </ul>

All prices without fitting. The tables show ordering examples. Other dimensions and versions on request.

Shelving systems plug-in system  
Shelving systems Bolted system  
Shelving systems Office  
Wide-span shelving  
Pallet racking  
Cantilever racking  
Shelving systems and mezzanine systems






**Beams with box profile**

Cold-formed profiles with welded-on clasps ensure particularly high stability as well as longitudinal and torsional rigidity.



**Versatile decking options**

An extremely broad range of items can be stored by using different decking such as steel panels, chip-board, grating, container and drum decking.



**Select from 4 types of frames**

Depending on the load requirements, you can select from 4 different types of frames.

**Product features**

- high shelf loads up to 4,450 kg and bay loads up to 24.5 t are standard
- One-piece frame profile up to 12 m high
- The height of the beams can be adjusted in increments of 50 mm
- Static calculation in accordance with DIN EN 15512:2020
- Loading and unloading with stacker cranes and industrial trucks
- Particularly stable with framework strutting in the frames
- High length and joint rigidity through cold-formed box profiles with welded brackets
- Intermediate heights of the frames and intermediate lengths of the beams
- Long-term planning security thanks to standard frames
- Easy to erect by simply hanging in the beams
- Optimal storage of flat pallets, lattice boxes or other loading devices thanks to system accessories

**Quick finder**

Complete shelving units	198 - 199
Overview and innovations	200 - 201
Important planning bases	202 - 203
System components	204-205
Accessories & individual parts	206 - 214
Shelf signage	215
Environmental shelving	216 - 217
Sheet metal storage & panel racking	218
Profile storage rack	219
Cable drum shelves	220 - 221



**Environmentally friendly storage**



Drum racks by SCHULTE Lagertechnik for the storage of water polluting substances (WGK1-WGK3)\* and flammable liquids (R10-R12).

Environmental shelving and suitable accessories can be found on pages 216-217.

All prices without fitting. The tables show ordering examples. Other dimensions and versions on request.

Shelving systems  
Plug-in system

Shelving systems  
Bolted system

Shelving systems  
Office

Wide-span shelving

Pallet racking

Cantilever racking

Shelving systems and  
mezzanine systems



## Complete shelving units

# For starter and extension shelving

Pallet weight from 500 kg to 1,000 kg

All beams  
50 mm depth

- **Starter sets** comprising 3 bays each 2,700 mm wide
  - 4 frames
  - 12 or 18 beams
  - 16 stud bolts / ground anchors
  - 8 levelling plates 2 mm
- **Extension bay** comprising 1 bay 2,700 mm wide
  - 1 frame
  - 4 or 6 beams
  - 4 stud bolts / ground anchors
  - 2 levelling plates 2 mm



## Pallet weight up to 500 kg

### 3 storage levels · pallet weight up to 500 kg · Beam type LNS-DUO 100 x 50 x 2.700 mm

Starter set	Height mm	Width mm	Depth mm	Bay heights mm	Pallet height max. mm	Number storage levels	Number pallet spaces	Bay load max. kg	Frame type	Bay load max. kg	Starter set (3 bays each 2,700 mm wide)	
	3,000	8,444	1,100	1,250	1,000	3	27	1,500	S610-M18-U	5,395	46800-N	1,445.29 €
	4,000	8,444	1,100	1,750	1,500	3	27	1,500	S610-M18-U	5,287	46801-N	1,634.94 €
	5,000	8,444	1,100	2,250	2,000	3	27	1,500	S610-M18-U	4,582	46802-N	1,812.67 €
Extension shelving											Extension bay (1 bay 2,700 mm wide)	
	3,000	2,786	1,100	1,250	1,000	3	9	1,500	S610-M18-U	5,395	46803-N	421.16 €
	4,000	2,786	1,100	1,750	1,500	3	9	1,500	S610-M18-U	5,287	46804-N	468.57 €
	5,000	2,786	1,100	2,250	2,000	3	9	1,500	S610-M18-U	4,582	46805-N	513.00 €

### 4 storage levels · pallet weight up to 500 kg · Beam type LNS-DUO 100 x 50 x 2.700 mm

Starter set	Height mm	Width mm	Depth mm	Bay heights mm	Pallet height max. mm	Number storage levels	Number pallet spaces	Bay load max. kg	Frame type	Bay load max. kg	Starter set (3 bays each 2,700 mm wide)	
	3,000	8,444	1,100	800	600	4	36	1,500	S610-M18-U	6,630	46806-N	1,804.30 €
	4,000	8,444	1,100	1,150	900	4	36	1,500	S610-M18-U	6,440	46807-N	1,993.95 €
	5,000	8,444	1,100	1,500	1,250	4	36	1,500	S610-M18-U	6,150	46808-N	2,171.68 €
Extension shelving											Anbauregal (1 Feld 2.700 mm breit)	
	3,000	2,786	1,100	800	600	4	12	1,500	S610-M18-U	6,630	46809-N	540.83 €
	4,000	2,786	1,100	1,150	900	4	12	1,500	S610-M18-U	6,440	46810-N	588.24 €
	5,000	2,786	1,100	1,500	1,250	4	12	1,500	S610-M18-U	6,150	46811-N	632.67 €

All prices without fitting. The tables show ordering examples. Other dimensions and versions on request.

■ 5 days from warehouse

## Pallet weight up to 800 kg

### 3 storage levels · pallet weight up to 800 kg · Beam type LNS-DUO 110 x 50 x 2.700 mm

Height mm	Width mm	Depth mm	Bay heights mm	Pallet height max. mm	Number storage levels	Number pallet spaces	Bay load max. kg	Frame type	Bay load max. kg	Basic module (3 bays each 2,700 mm wide)	Starter set
3,000	8,444	1,100	1,250	1,000	3	27	2,400	S610-M18-U	5,395	46824-N ■	1,513.40 €
4,000	8,444	1,100	1,750	1,500	3	27	2,400	S610-M18-U	5,287	46825-N ■	1,703.05 €
5,000	8,540	1,100	2,250	2,000	3	27	2,400	S625-A18	6,880	46826-N ■	2,078.18 €
										Extension bay (1 bay 2,700 mm wide)	Extension shelving
3,000	2,786	1,100	1,250	1,000	3	9	2,400	S610-M18-U	5,395	46827-N ■	443.86 €
4,000	2,786	1,100	1,750	1,500	3	9	2,400	S610-M18-U	5,287	46828-N ■	491.27 €
5,000	2,810	1,100	2,250	2,000	3	9	2,400	S625-A18	6,880	46829-N ■	585.06 €

### 4 storage levels · pallet weight up to 800 kg · Beam type LNS-DUO 110 x 50 x 2.700 mm

Height mm	Width mm	Depth mm	Bay heights mm	Pallet height max. mm	Number storage levels	Number pallet spaces	Bay load max. kg	Frame type	Bay load max. kg	Basic module (3 bays each 2,700 mm wide)	Starter set
3,000	8,540	1,100	800	550	4	36	2,400	S625-A18	8,720	46830-N ■	2,038.84 €
4,000	8,540	1,100	1,150	900	4	36	2,400	S625-A18	8,682	46831-N ■	2,265.34 €
5,000	8,540	1,100	1,500	1,250	4	36	2,400	S625-A18	8,630	46832-N ■	2,471.25 €
										Extension bay (1 bay 2,700 mm wide)	Extension shelving
3,000	2,810	1,100	800	550	4	12	2,400	S625-A18	8,720	46833-N ■	607.98 €
4,000	2,810	1,100	1,150	900	4	12	2,400	S625-A18	8,682	46834-N ■	664.60 €
5,000	2,810	1,100	1,500	1,250	4	12	2,400	S625-A18	8,630	46835-N ■	716.08 €

## Pallet weight up to 1,000 kg

### 3 storage levels · pallet weight up to 1.000 kg · Beam type EGN-DUO 120 x 50 x 2.700 mm

Height mm	Width mm	Depth mm	Bay heights mm	Pallet height max. mm	Number storage levels	Number pallet spaces	Bay load max. kg	Frame type	Bay load max. kg	Basic module (3 bays each 2,700 mm wide)	Starter set
3,000	8,540	1,100	1,250	1,000	3	27	3,000	S625-A18	7,070	46836-N ■	1,842.80 €
4,000	8,540	1,100	1,750	1,500	3	27	3,000	S625-A18	7,115	46837-N ■	2,069.30 €
5,000	8,540	1,100	2,250	2,000	3	27	3,000	S625-A18	6,880	46838-N ■	2,275.20 €
										Extension bay (1 bay 2,700 mm wide)	Extension shelving
3,000	2,810	1,100	1,250	1,000	3	9	3,000	S625-A18	7,070	46839-N ■	542.63 €
4,000	2,810	1,100	1,750	1,500	3	9	3,000	S625-A18	7,115	46840-N ■	599.25 €
5,000	2,810	1,100	2,250	2,000	3	9	3,000	S625-A18	6,880	46841-N ■	650.73 €

### 4 storage levels · pallet weight up to 1.000 kg · Beam type EGN-DUO 120 x 50 x 2.700 mm

Height mm	Width mm	Depth mm	Bay heights mm	Pallet height max. mm	Number storage levels	Number pallet spaces	Bay load max. kg	Frame type	Bay load max. kg	Basic module (3 bays each 2,700 mm wide)	Starter set
3,000	8,540	1,100	800	550	4	36	3,000	S625-A18	9,000	46842-N ■	2,334.38 €
4,000	8,540	1,100	1,150	900	4	36	3,000	S625-A18	9,000	46843-N ■	2,560.87 €
5,000	8,540	1,100	1,500	1,250	4	36	3,000	S625-A18	9,000	46844-N ■	2,766.78 €
										Extension bay (1 bay 2,700 mm wide)	Extension shelving
3,000	2,810	1,100	800	550	4	12	3,000	S625-A18	9,000	46845-N ■	706.49 €
4,000	2,810	1,100	1,150	900	4	12	3,000	S625-A18	9,000	46846-N ■	763.11 €
5,000	2,810	1,100	1,500	1,250	4	12	3,000	S625-A18	9,000	46847-N ■	814.59 €

All prices without fitting. The tables show ordering examples. Other dimensions and versions on request.

■ 5 days from warehouse

Accessories

# Overview of pallet shelving

## Components and component parts

Shelving systems  
Plug-in system

Shelving systems  
Bolted system

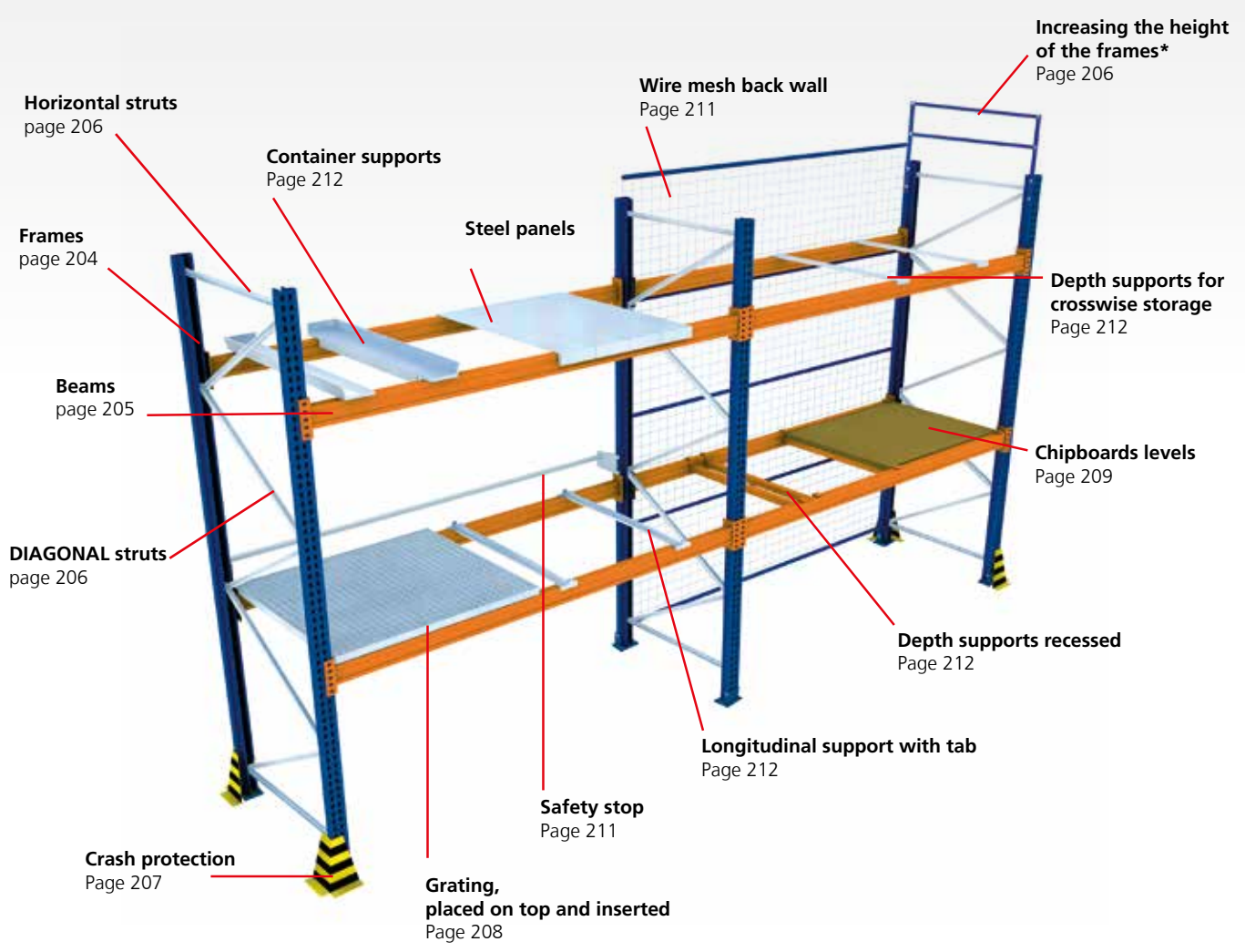
Shelving systems  
Office

Wide-span shelving

Pallet racking

Cantilever racking

Shelving systems and  
mezzanine systems



All prices without fitting. The tables show ordering examples. Other dimensions and versions on request.



# PALLET RACKING

## » New version of DIN EN 15512:2020

for an increased level of safety in the warehouse

### Background and changes

DIN EN 15512 is considered one of the most important regulations for the static design of fixed, adjustable pallet racking made of steel. After its introduction in 2009, it has now been revised and republished in the 2020 version.

The changes were made due to a progressive European harmonisation of standards and regulations as well as a continuous further development and revision of the contents according to the latest scientific findings. This entails various adjustments to the basic principles and calculation methods.

The superficially changed loads for columns and spars are the result of a complex interplay of diverse static influencing variables and evaluations, which together ultimately lead to a significantly higher level of safety for the user.

With the publication of DIN EN 15512:2020 and after the expiry of the coexistence phase at the end of 2021, this standard is thus considered state of the art and must be taken into account by all manufacturers, planners and users.

### What does this mean for SCHULTE Lagertechnik?

The new load values through the new DIN EN 15512:2020 affect the system and its components. The load values of the frames are reduced. In the area of the tie bars, this has led to increases and decreases. Existing systems are not affected by the revision of DIN. They are still considered safe.

## » Framework construction – two types

### Frame with U-Framework

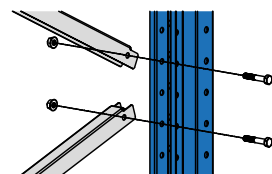
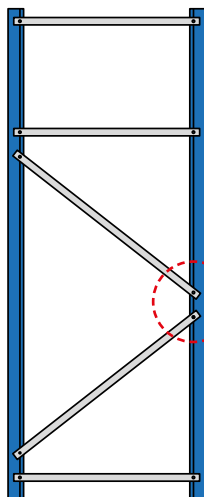
S610-M18-U  
76 mm column width

**NEW**

### Optimised frame profile

For safe storage and maximum utilisation we have optimised our frame type S610-M18 and changed the type designation to **S610-M18-U**. The frame is of course still compatible with the existing frame type.

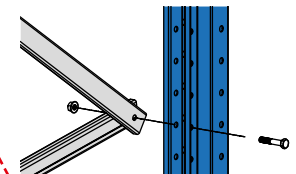
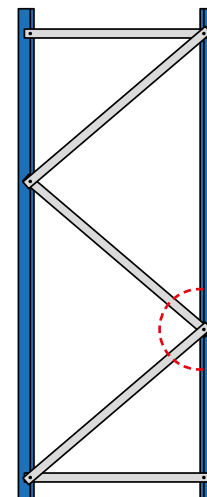
since 05.2022	Type S610-M18-U
OLD	Type S610-M18



Impact point  
Framework construction

### Frame with C-Framework

S625-A18, S635-B20, S645-B25  
100 mm column width



Crossing point  
Framework construction



## » Important planning bases for pallet racks

### Planning dimensions according to DIN EN 15620

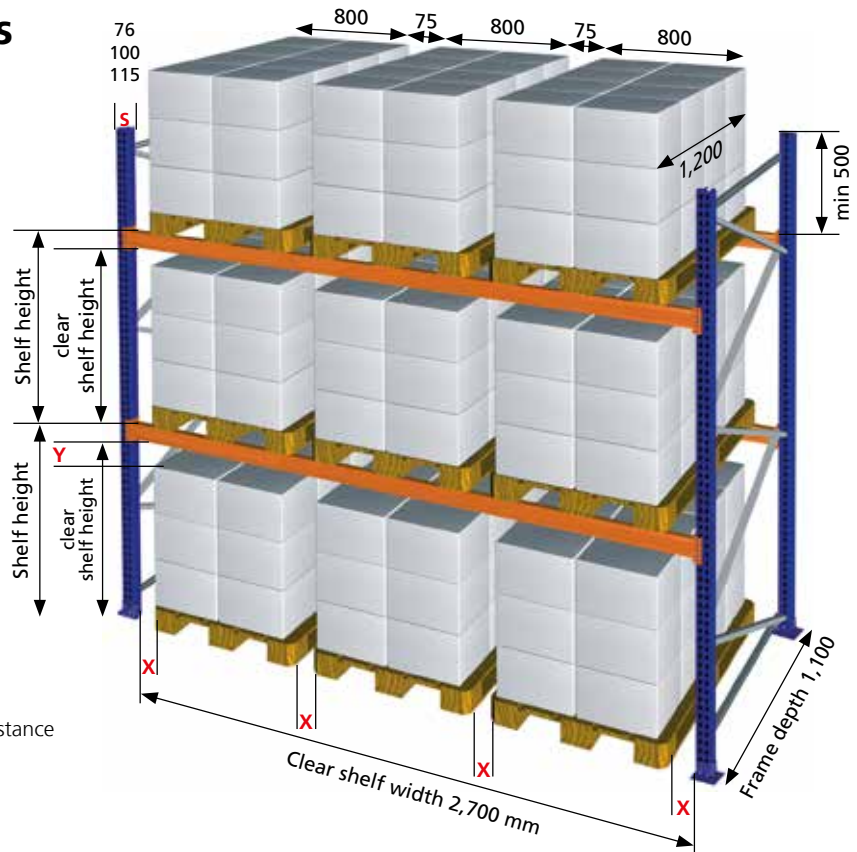
Determine the frame type "S" using the load table for frame types on page 203.

top beam level mm	Distance X min. mm	Distance Y min. mm
0-3,000	75	75
3,001-6,000	75	100
6,001-9,000	75	125
9,001 - 12,000	100	150

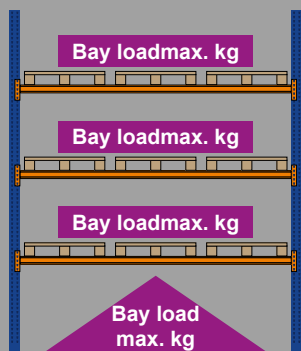
\* The top edge of the beam apply.

The top level is decisive for the horizontal distance dimensions (X).

The vertical distance dimension (Y) must be determined separately for each bearing level depending on the height.



Example: Euro pallet without load overhang




### The right choice of frames and beams

For the right pallet rack you have to calculate the weight of your stored goods per level (shelf load). You select the suitable frame based on the total shelf loads (bay load) and the desired shelf height. You will find the right beams for the desired load capacities on page 205, enabling you to put together a pallet rack that is optimally adapted to your requirements.

### Longitudinal or transverse storage of the pallets

Due to the storage in transverse or longitudinal direction pallet racks fit perfectly every warehouse requirement perfectly.

**Hint:** For transverse storage, depth supports should be used (page 212).



Cross-side storage

Longitudinal storage

Shelving systems Plug-in system  
Shelving systems Bolted system  
Shelving systems Office  
Wide-span shelving  
Pallet racking  
Cantilever racking  
Shelving systems and mezzanine systems

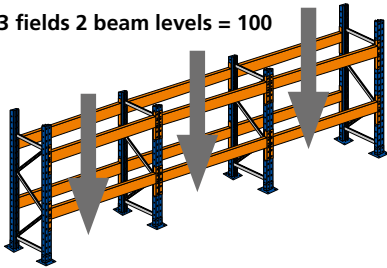


## Technical regulations for the construction of a pallet rack

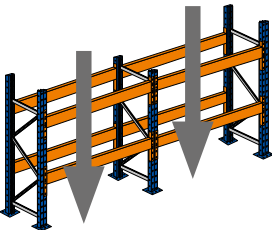
- External uprights must be at least 500 mm higher than the topmost storage level in the case of aisles and traffic routes, to secure aisles against falling stored goods.
- Passages and superstructures must be constructed with a closed level (e.g. gratings, wire mesh decking, chipboards) must be provided.
- The clear passage height must be at least 2,100 mm.
- If the distance between the pallets in the double rack is less than 100 mm, push-through protection must be provided.
- For outdoor uprights and passages, impact protection corners must be installed in accordance with DUGV 108-007 (BGR 234).
- In the case of individual shelving units standing freely in the room, lattice rear walls must be provided at the rear to prevent the stored goods from falling down.
- Concrete quality: at least C 20/25 according to DIN EN 206-1 (DIN 1045-2); concrete thickness at least 200 mm
- Load plates must be attached to each racking system.
- The data only apply to evenly distributed load.
- From 7,500 mm top edge of stored goods, the responsible state building regulations of the individual federal states must be observed by the operator.
- All load specifications apply to indoor installation only. Earthquake loads and wind and snow loads are **not** taken into consideration and must be requested separately.

### Note: Loading values

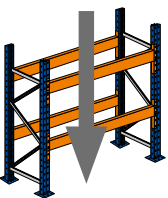
3 fields 2 beam levels = 100



2 fields 2 beam levels = 90 %



1 field 2 beam levels = 80 %



The load capacity (bay load) is reduced with fewer bays. Please note: the percentage load to the lower load values listed (see drawings above).

The values in the load table are based on 3 shelf bays with at least 2 beam levels each. If fewer bays are set up, the load values are reduced.

Construction type: Racking with one storage level (fixed shelving) and other extension variants on request.

### According to new DIN EN 15512:2020

## Load capacity table according to types of frames

Bay load specifications only valid for at least 3 shelf bays and 2 beam levels.

#### Max, Feldlasten für Rahmentyp S610-M18-U

Fachhöhe bis	2 Holmebenen	3 Holmebenen	4 Holmebenen	5 Holmebenen	6 Holmebenen
1,000 mm	5,190 kg	6,555 kg	7,045 kg	7,360 kg	7,620 kg
1,300 mm	5,320 kg	6,325 kg	6,695 kg	6,945 kg	on request
1,500 mm	5,395 kg	6,150 kg	6,475 kg	on request	on request
2,000 mm	5,180 kg	5,370 kg	on request	on request	on request
2,500 mm	3,985 kg	on request	on request	on request	on request

#### Max, Feldlasten für Rahmentyp S625-A18

Fachhöhe bis	2 Holmebenen	3 Holmebenen	4 Holmebenen	5 Holmebenen	6 Holmebenen
1,000 mm	6,930 kg	8,695 kg	9,370 kg	9,780 kg	10,135 kg
1,300 mm	7,045 kg	8,670 kg	9,285 kg	9,475 kg	on request
1,500 mm	7,100 kg	8,630 kg	9,190 kg	on request	on request
2,000 mm	7,130 kg	8,020 kg	on request	on request	on request
2,500 mm	6,630 kg	on request	on request	on request	on request

#### Max, Feldlasten für Rahmentyp S635-B20

Fachhöhe bis	2 Holmebenen	3 Holmebenen	4 Holmebenen	5 Holmebenen	6 Holmebenen
1,000 mm	8,570 kg	11,125 kg	12,065 kg	12,690 kg	12,960 kg
1,300 mm	8,605 kg	10,965 kg	11,880 kg	11,910 kg	on request
1,500 mm	8,640 kg	10,905 kg	11,505 kg	on request	on request
2,000 mm	8,685 kg	10,120 kg	on request	on request	on request
2,500 mm	8,595 kg	on request	on request	on request	on request

#### Max, Feldlasten für Rahmentyp S645-B25

Fachhöhe bis	2 Holmebenen	3 Holmebenen	4 Holmebenen	5 Holmebenen	6 Holmebenen
1,000 mm	10,825 kg	14,520 kg	15,870 kg	16,745 kg	16,640 kg
1,300 mm	10,850 kg	14,145 kg	15,325 kg	15,440 kg	on request
1,500 mm	10,910 kg	13,975 kg	14,760 kg	on request	on request
2,000 mm	10,980 kg	12,770 kg	on request	on request	on request
2,500 mm	10,845 kg	on request	on request	on request	on request



Uprights  
blue like  
RAL 5017

Framework  
galvanised

## Frames

- consisting of: 2 supports, framework consisting of diagonal and horizontal struts, 2 base plates, 4 ground anchors, 2 levelling plates 2 mm
- Up to 12 metres in height
- Height of the beams can be adjusted in increments of 50 mm
- The required load capacity of the rack bay is determined by the type of frame, for this refer to the load capacity table on page 203
- For transport reasons, the frames are delivered disassembled

Many sizes from warehouse

NEW



Frame depth mm	Frame height mm	Type S610-M18-U		Type S625-A18		Type S635-B20		Type S645-B25	
		76 mm Column width		100 mm Column width		100 mm Column width		100 mm Column width	
800	2,000	46000-U ■	133.79 €	16370-N □	150.81 €	46100 □	176.25 €	46200 □	200.61 €
	2,500	46001-U ■	155.81 €	16371-N ■	177.44 €	46101 □	208.79 €	46201 □	239.24 €
	3,000	46002-U ■	173.93 €	16372-N ■	204.45 €	46102 □	235.58 €	46202 □	272.10 €
	3,500	46003-U ■	197.90 €	16373-N ■	232.55 €	46103 □	268.61 €	46203 □	309.95 €
	4,000	46004-U ■	218.64 €	16374-N ■	258.37 €	46104 □	300.04 €	46204 □	348.81 €
	4,500	46005-U ■	245.09 €	16375-N ■	283.05 €	46105 □	330.49 €	46205 □	382.86 €
	5,000	46006-U ■	262.08 €	16376-N ■	308.82 €	46106 □	361.32 €	46206 □	419.76 €
	5,500	46007-U □	283.90 €	16377-N ■	334.77 €	46107 □	393.02 €	46207 □	459.02 €
	6,000	46008-U □	304.62 €	16378-N ■	360.54 €	46108 □	424.34 €	46208 □	497.41 €
	6,500	46009-U □	326.44 €	16379-N □	386.55 €	46109 □	450.97 €	46209 □	530.36 €
	7,000	46010-U □	362.38 €	16595-N □	426.62 €	46110 □	495.16 €	46210 □	576.33 €
	7,500	46011-U □	379.28 €	16596-N □	446.48 €	46111 □	526.48 €	46211 □	613.45 €
	8,000	46012-U □	399.97 €	16597-N □	472.21 €	46112 □	552.19 €	46212 □	646.23 €
8,500	46013-U □	421.74 €	16598-N □	497.79 €	46113 □	582.81 €	46213 □	682.65 €	
9,000-12,000		on request		on request		on request		on request	
1,100	2,000	46020-U ■	140.01 €	16360-N □	158.23 €	46120 □	183.75 €	46220 □	208.11 €
	2,500	46021-U ■	163.94 €	16361-N ■	186.54 €	46121 □	217.53 €	46221 □	247.98 €
	3,000	46022-U ■	181.82 €	16362-N ■	214.91 €	46122 □	243.87 €	46222 □	280.40 €
	3,500	46023-U ■	207.01 €	16363-N ■	244.36 €	46123 □	278.58 €	46223 □	319.92 €
	4,000	46024-U ■	229.23 €	16364-N ■	271.54 €	46124 □	311.24 €	46224 □	360.01 €
	4,500	46025-U ■	256.92 €	16365-N ■	295.89 €	46125 □	341.25 €	46225 □	393.62 €
	5,000	46026-U ■	273.66 €	16366-N ■	323.01 €	46126 □	373.76 €	46226 □	432.20 €
	5,500	46027-U □	296.72 €	16367-N ■	350.65 €	46127 □	406.69 €	46227 ■	472.69 €
	6,000	46028-U □	318.91 €	16368-N ■	377.90 €	46128 □	439.24 €	46228 ■	512.31 €
	6,500	46029-U □	341.96 €	16369-N □	405.13 €	46129 □	465.43 €	46229 □	544.81 €
	7,000	46030-U □	379.14 €	16616-N □	446.56 €	46130 □	511.30 €	46230 □	592.47 €
	7,500	46031-U □	395.80 €	16617-N □	466.09 €	46131 □	543.85 €	46231 □	630.82 €
	8,000	46032-U □	417.96 €	16618-N □	493.18 €	46132 □	569.11 €	46232 □	663.15 €
8,500	46033-U □	440.96 €	16619-N □	520.44 €	46133 □	601.41 €	46233 □	701.25 €	
9,000-12,000		on request		on request		on request		on request	

Separating foil for base plates for surfaces containing magnesium (see page 206)

Please note the technical planning dimensions on page 196 and the load table on page 203. All load specifications apply to indoor installation only. Earthquake loads as well as wind and snow loads are not considered and must be requested separately.

**Beam pairs**

- Cold-formed box profiles with welded brackets
- Brackets are fitted with 5 stable hooks for optimal load distribution over the pallet rack uprights
- 2 profile types for optimum price-performance ratio
- 65 mm welding dimension and 50 mm beam depth for all beams
- Shelf loads up to 4,000 kg per pair of beams according to DIN EN 15512:2020
- Incl. Locking pins

Beams  
RAL 2004  
pure orange



**Load values according to DIN EN 15512:2020**

Length mm	Resilience kg / pair	Profile type	Beam height mm	Item no. Pair	Price Pair
950	2.595	LNS-DUO 80x50x1,5	80	46400-2 □	49.00 € (24.50 € per piece)
1.350	2.090	LNS-DUO 80x50x1,5	80	46405-2 ■	62.36 € (31.18 € per piece)
1.825	2.082	LNS-DUO 100x50x1,5	100	46410-2 ■	86.34 € (43.17 € per piece)
1.825	3.143	LNS-DUO 110x50x1,5	110	46411-2 □	94.02 € (47.01 € per piece)
2.225	1.818	LNS-DUO 100x50x1,5	100	46415-2 □	101.36 € (50.68 € per piece)
2.225	3.077	LNS-DUO 120x50x1,5	120	46416-2 ■	116.18 € (58.09 € per piece)
2.700	1.545	LNS-DUO 100x50x1,5	100	46420-2 ■	119.68 € (59.84 € per piece)
2.700	2.463	LNS-DUO 110x50x1,5	110	46421-2 ■	131.02 € (65.51 € per piece)
2.700	3.072	EGN-DUO 120x50x1,5	120	46422-2 ■	163.86 € (81.93 € per piece)
2.700	3.750	EGN-DUO 150x50x1,5	150	46423-2 ■	182.28 € (91.14 € per piece)
3.300	3.000	EGN-DUO 135x50x1,5	135	46426-2 □	184.64 € (92.32 € per piece)
3.600	2.400	EGN-DUO 120x50x1,5	120	46430-2 □	212.60 € (106.30 € per piece)
3.600	3.322	EGN-DUO 150x50x1,5	150	46431-2 ■	236.98 € (118.49 € per piece)
3.600	4.000*	EGN-DUO 165x50x1,8	165	46432-2 ■	284.10 € (142.05 € per piece)
Locking pin for beams				16068-N ■	0,37 € per piece



**Profile type LNS-DUO**

The profile type LNS-DUO offers load capacities of up to 3,143 kg per pair and is designed for use with medium-heavy storage.



**Profile type EGN-DUO**

The profile type EGN-DUO is designed to take maximum loads.

\* only in combination with frame S645-B25

**All beams are only delivered in pairs!**



With the SCHULTE 3D Configurator for specialist dealers, you can easily configure your pallet rack with the load values according to the new DIN EN 15512:2020, visualise it in real time and then output it as a finished offer.

Please note the technical planning dimensions on page 196 and the load table on page 203. All load specifications apply to indoor installation only. Earthquake loads as well as wind and snow loads are not considered and must be requested separately.

**Colour, lengths and load capacities according to your wishes for frames and beams**



Have your pallet racking produced in your individual colours. You can get all common RAL tones and also other colours for a one-off, colour surcharge, not based on quantity, from €1,500 per colour (Art.-No. 16040). Delivery times here are 6 weeks. Naturally we can also supply your pallet racking hot-dip galvanised (for a surcharge).

Frames and beams can also be produced in other lengths and load capacities according to your wishes. Please request a price quotation for this.



Shelving systems plug-in system

Shelving systems Bolted system

Shelving systems Office

Wide-span shelving

Pallet racking

Cantilever racking

Shelving systems and mezzanine systems

### Diagonal brace for framework construction

- Galvanised

for type	Length mm	Frame depth 800 mm	Length mm	Frame depth 1,100 mm
S610-M18-U	943	46512 ■	1,194	46513 ■
		4.89 €		6.12 €
S625-A18	945	16503-N ■	1,186	16509-N ■
		5.76 €		7.11 €
S635-B20 S645-B25	983	16710-N □	1,204	16711-N ■
		5.97 €		7.21 €

For old profile type until 05/2022

S610-M18	973	46510 ■	1.217	46511 ■
		4.24 €		5.20 €

### Horizontal struts for framework construction

- Galvanised

for type	Length mm	Frame depth 800 mm	Length mm	Frame depth 1,100 mm
S610-M18-U	754	46517 ■	1.054	46518 ■
		3.97 €		5.45 €
S625-A18	715	16502-N ■	1.015	16508-N ■
		4.47 €		6.15 €
S635-B20 S645-B25	667	16510-N □	967	16500-N ■
		4.20 €		5.88 €

For old profile type until 05/2022

S610-M18	752	46515 ■	1.052	46516 ■
		3.35 €		4.55 €

### Base plates for uprights

- For inserting the uprights
- For anchoring to the floor with a ground anchor

for type	Width x depth x thickness mm		
S610-M18-U	145 x 155 x 6	16512 ■	14.06 €
S625-A18	145 x 155 x 6	16512-100 ■	14.06 €
S635-B20 + S645-B25	145 x 200 x 8	46698 ■	18.82 €

For old profile type until 05/2022

S610-M18	145 x 155 x 6	16512 ■	14.06 €
----------	---------------	---------	---------

### Locking pin for securing the beams

- Galvanised

Galvanised	16068-N ■	0.37 € / piece
------------	-----------	----------------

### Ground anchor for pallet rack frames

- for floor mounting
- 12 mm Ø, 115 mm long
- Permitted for concrete quality C 20/25
- Galvanised or stainless steel

Galvanised	46699 ■	2.43 € / piece
Stainless steel	16113-V4A ■	9.85 € / piece

### Support plates for base plates to compensate for uneven floors

- Galvanised

For frames	Items	Width x depth mm	Material thickness mm		
S610-M18-U, S625-A18	1	145 x 155	1	16151 ■	1.34 €
S610-M18-U, S625-A18	5	145 x 155	1	16151-5 ■	6.07 €
S610-M18-U, S625-A18	1	145 x 155	2	16152 ■	2.36 €
S610-M18-U, S625-A18	5	145 x 155	2	16152-5 ■	10.72 €
S635-B20, S645-B25	1	145 x 200	1	16153-1 ■	1.68 €
S635-B20, S645-B25	5	145 x 200	1	16153-5 ■	7.62 €
S635-B20, S645-B25	1	145 x 200	2	16153 ■	3.05 €
S635-B20, S645-B25	5	145 x 200	2	16154-5 ■	13.82 €

Separating foil for base plate for floors containing magnesite for Supports S610-M18-U, S625-A18

	16149 ■	5.75 €
--	---------	--------

### Adapter for uprights for raising and connecting

- 2 adapters are required per pallet rack frame
- incl. screws/nuts, washers
- Galvanised

In the area of the adapter piece (600 mm) no beam can be hooked in.

For frames		
S610-M18-U	46520 □	28.29 €
S625-A18	16571-N ■	36.72 €
S635-B20 + S645-B25	16572-N □	37.65 €

### To increase the height of the frames Suited for all frames

- For increasing the height of the frame by 500 mm
- incl. screws/nuts
- blue

for depth mm		
800	16571 ■	138.60 €
1,100	16572 ■	147.38 €





**Corner crash protection  
L shape 400 mm**  
incl. 4 screw anchors

- To protect against damage by stacking cranes
- **5 mm Material thickness**
- In safety colours yellow / black

Height mm		Price / items
400	16105-N ■	59.50 €

**Corner crash protection  
L shape 800 mm**  
incl. 4 screw anchors

- Height 800 mm
- To protect against damage by stacking cranes
- **5 mm Material thickness**
- In safety colours yellow / black

Height mm		Price / items
800	16105-N-800 ■	113.83 €



**Corner crash protection  
U shape 400 mm**  
incl. 4 screw anchors

- To protect against damage by stacking cranes
- **5 mm Material thickness**
- Opening dimensions 155 mm and 210 mm
- In safety colours yellow / black

Opening dimension 155 mm  
for frames S610-M18-U, S625-A18,  
S635-B20, S645-B25

Height mm		Price / items	Height mm		Price / items
400	16104 ■	72.32 €	400	16104-210 ■	96.15 €

Opening dimension 210 mm

**Upright protection  
For frames**

- To protect the frame uprights from damage
- incl. 4 bolts
- blue



For frames	Height mm		Price / items
S610-M18	800	16179 ■	75.10 €
S625-A18, S635-B20, S645-B25	800	16179-100 □	101.83 €

**Wall crash protection**  
incl. corner crash protection

- To protect the narrow sides of the racks
- incl. screw anchor and screws
- Yellow / black

for single racks

Shelf depth mm	Height mm		Price / items
800	400	16577 ■	228.97 €
1,100	400	16578 ■	243.14 €
800	800	46530 ■	466.95 €
1,100	800	46531 ■	495.31 €

for double shelves (incl. support bracket)

Shelf depth mm	Height mm		Price / items
800 + 200 + 800	400	16579 ■	320.21 €
1,100 + 200 + 1,100	400	16580 ■	357.78 €
800 + 200 + 800	800	46532 ■	668.10 €
1,100 + 200 + 1,100	800	46533 ■	743.24 €

For double racks  
supporting bracket  
supplied.



**Bolt anchor**  
for ram protection corners

- 10 mm Ø, 90 mm long
- Galvanised

Galvanised	16557 ■	2.50 € / piece
------------	---------	----------------





## Grating, flush with the beam, and inserted Mesh size 60 x 40 mm

- For storage of loose parts
- For securing passageways and aisles
- From beam length of 1,825 mm supplied disassembled
- Upon request with option of mesh size 30 x 30 mm
- Hot-dip galvanised

### For beams with a depth of 50 mm

Frame depth mm	Beam length mm	Shelf load kg/level	Number of gratings	Price / level	
800	950	760	1	46700 ■	108.07 €
800	1,350	1,080	1	46701 ■	152.52 €
800	1,825	1,460	2	46702 ■	210.53 €
800	2,225	1,780	2	46703 ■	254.58 €
800	2,700	2,160	3	46704 ■	315.79 €
800	3,300	2,640	3	46705 ■	379.50 €
800	3,600	2,880	4	46706 ■	421.05 €
1,100	950	1,000	1	46710 ■	146.44 €
1,100	1,350	1,400	1	46711 ■	203.98 €
1,100	1,825	2,000	2	46712 ■	231.70 €
1,100	2,225	2,400	2	46713 ■	339.96 €
1,100	2,700	3,000	3	46714 ■	347.55 €
1,100	3,300	3,600	3	46715 ■	514.85 €
1,100	3,600	3,960	4	46716 ■	463.40 €



Please note: When using gratings, the load-bearing capacity of the beam pairs used must not be exceeded!



## Grating, placed on top Mesh size 60 x 40 mm

- 50 mm outer edge
- Secure top positioning through spanning the beams
- For storage of loose parts
- For securing passageways and aisles
- From beam length of 1,825 mm supplied disassembled
- Hot-dip galvanised

### Mesh size 60 x 40 mm

Frame depth mm	Beam length mm	Shelf load kg/level	Number grating panels	Price / level	
800	950	760	1	46720 ■	110.49 €
800	1,350	1,080	1	46721 ■	154.62 €
800	1,825	1,460	2	46722 ■	220.58 €
800	2,225	1,780	2	46723 ■	225.02 €
800	2,700	2,160	3	46724 ■	330.88 €
800	3,300	2,640	3	46725 ■	388.34 €
800	3,600	2,880	4	46726 ■	441.17 €
1,100	950	1,000	1	46730 ■	146.90 €
1,100	1,350	1,400	1	46731 ■	205.55 €
1,100	1,825	2,000	2	46732 ■	223.98 €
1,100	2,225	2,400	2	46733 ■	298.52 €
1,100	2,700	3,000	3	46734 ■	335.97 €
1,100	3,300	3,600	3	46735 ■	514.85 €
1,100	3,600	3,960	4	46736 ■	447.96 €



Please note: When using gratings, the load-bearing capacity of the beam pairs used must not be exceeded!

**Chipboards, inserted**  
for 50 mm deep beams

- Chipboards 38 mm, incl. longitudinal supports
- Chipboards for beams 3,300 and 3,600 mm are supplied disassembled



Longitudinal supports single on page 212.

**For beams with a depth of 50 mm**

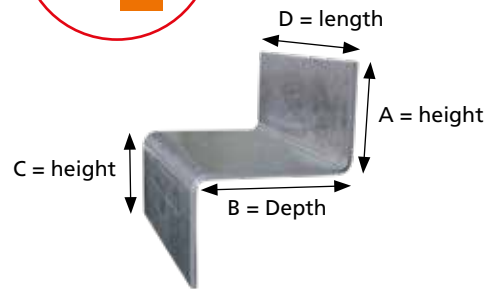
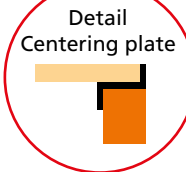

For frame depths mm	Beam length mm	Shelf load kg/level	Number longitudinal supports	Price / level	
800	950	1,201	2	46582	118.05 €
800	1,350	1,706	3	46583	173.81 €
800	1,825	1,241	3	46584	195.23 €
800	2,225	1,157	3	46585	213.28 €
800	2,700	2,009	4	16586-50	272.42 €
800	3,300	1,505	4	16587-50	336.97 €
800	3,600	2,822	6	16588-50	388.21 €
1,100	950	1,651	2	46689	155.88 €
1,100	1,350	2,346	3	46690	229.10 €
1,100	1,825	1,706	3	46691	260.05 €
1,100	2,225	1,591	3	46692	286.11 €
1,100	2,700	2,762	4	16593-50	364.21 €
1,100	3,300	2,069	4	16594-50	450.14 €
1,100	3,600	3,881	6	16595-50	516.84 €



Please note: When using chipboards, the load-bearing capacity of the beam pairs must not be exceeded!

**Chipboards, placed on top**  
38 mm stark

- Incl. centering plate to prevent the chipboards from displacement
- For securing passageways and aisles
- Chipboards for beams 3,300 and 3,600 mm are supplied disassembled



Frame depth mm	Beam length mm	Shelf load kg/level	Number Centering plates	Price / level	
800	950	710	4	46693	62.21 €
800	1,350	1,015	4	46694	85.82 €
800	1,825	1,378	4	46695	113.86 €
800	2,225	1,683	4	46696	137.47 €
800	2,700	2,045	4	16198-50	165.51 €
800	3,300	2,503	8	16581	207.65 €
800	3,600	2,732	8	16199	225.36 €
1,100	950	468	4	46586	83.15 €
1,100	1,350	670	4	46587	115.67 €
1,100	1,825	909	4	46588	154.29 €
1,100	2,225	1,110	4	46589	186.81 €
1,100	2,700	1,350	4	16195-50	225.44 €
1,100	3,300	1,652	8	16597	280.94 €
1,100	3,600	1,803	8	16196	305.33 €



Please note: When using chipboards, the load-bearing capacity of the beam pairs must not be exceeded!

**Centering plate, single**

A mm	B mm	C mm	D mm	for beam strengths	Price / items	
35	50	35	78	50 mm	16178-50	2.55 €



Shelving systems Plug-in system

Shelving systems Bolted system

Shelving systems Office

Wide-span shelving

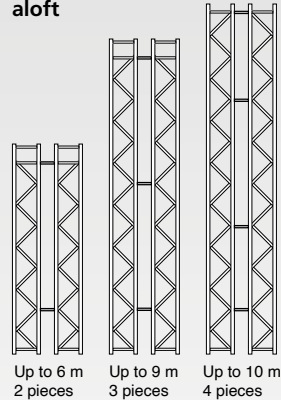
Pallet racking

Cantilever racking

Shelving systems and mezzanine systems



Number of spacers aloft



## Distance pieces For double shelving

- 2 single shelves standing one behind the other are stably connected to form a double shelf
- Incl. mounting material
- Galvanised

Spacer distance mm	Price / items	
200	16410 ■	4.87 €
250	16410-25 ■	6.76 €
300	16411 ■	5.90 €
400	16412 ■	7.02 €
500	16413 ■	8.07 €



## Steel panels Suited for all frames

- For placing on a beam level
- Secure top positioning through spanning the beams
- Galvanised

### Steel panel levels

Frame depth mm	Beam length mm	Panel thickness mm	Shelf load kg/level	Price / level	
800	950	1.25	900	16735-E ■	73.46 €
800	1,350	1.25	1,200	16154-E ■	119.05 €
800	1,825	1.25	1,800	16155-E ■	143.87 €
800	2,225	1.25	2,100	16156-E ■	171.74 €
800	2,700	1.25	2,700	16157-E ■	214.28 €
800	3,300	1.25	3,300	16158-E ■	261.90 €
800	3,600	1.25	3,600	16159-E ■	285.71 €
1,100	950	1.25	750	16736-E ■	90.51 €
1,100	1,350	1.25	1,250	16160-E ■	146.34 €
1,100	1,825	1.25	1,500	16161-E ■	176.96 €
1,100	2,225	1.25	1,750	16162-E ■	211.65 €
1,100	2,700	1.25	2,250	16163-E ■	263.41 €
1,100	3,300	1.25	2,750	16164-E ■	321.95 €
1,100	3,600	1.25	3,000	16165-E ■	351.21 €
1,100	3,900	1.25	3,250	16166-E ■	168.48 €
1,100	1,350	1.5	1,600	16167-E ■	203.80 €
1,100	1,825	1.5	1,920	16168-E ■	243.99 €
1,100	2,225	1.5	2,240	16169-E ■	303.27 €
1,100	2,700	1.5	2,880	16170-E ■	370.67 €
1,100	3,300	1.5	3,520	16171-E ■	404.36 €
1,100	3,600	1.5	3,840	16171-E ■	286.68 €

### Individual steel panels

Width mm	Height mm	Panel thickness mm	For shelving depths of mm	Load capacity kg	Price / items	
300	40	1.25	800	300	16155 ■	23.81 €
		1.25	1,100	250	16154 ■	29.27 €
		1.5		320	16156 ■	33.70 €
325	40	1.25	800	300	16155-325 ■	24.82 €
		1.25	1,100	250	16154-325 ■	30.62 €
		1.5		320	16156-325 ■	35.32 €

For bay widths of 2,700 mm e.g. 9 panels are required (9 x 300 mm).  
Hint: The permissible load capacity of the beam must not be exceeded.



Please note: When using steel panels, the load-bearing capacity of the beam pairs must not be exceeded!



## Wire mesh decking Mesh size 40 x 106 mm

- Secure top positioning through spanning the beams
- Supplied disassembled for one beam level
- Galvanised

Frame depth mm	Beam length mm	For beam width mm	Number Support beams	Shelf load kg/level	Price / level	
1,100	1,825	50	2	690	17147 ■	104.32 €
	2,700	50	3	1,035	17148 ■	156.48 €
	3,600	50	4	1,380	17149 ■	208.64 €




Please note: When using wire mesh decking, the The maximum load capacity of the pairs of tie bars used must not be exceeded!

More depths and mesh sizes available on request.

**Push-through safeguards**  
Suited for all frames


- Prevents load units from being pushed through
- Incl. mounting material
- Galvanised

Beam length mm	Pallet overhang 75 mm	
950	16727 □	24.56 €
1,350	16728 ■	27.83 €
1,825	16729 ■	30.90 €
2,225	16730 ■	33.48 €
2,700	16731 ■	36.19 €
3,300	16732 ■	39.84 €
3,600	16733 ■	41.66 €



**Wire mesh back walls**  
Mesh 50 x 50 mm

- for protection against falling of stored goods on traffic routes and in working areas according to DGUV rule 108-007 (BGR 234)
- Mandatory from height 2,000 mm
- including spacer for a distance of 150 mm, for rear mounting on the frame
- Frames blue, wire mesh galvanised



Spacer for attaching to the frames

**for frame S610-M18-U**  
for upright width 76 mm

Wire mesh height mm	Bay width mm	Price / items	
1,000	950	16078 ■	156.12 €
1,000	1,350	16133 ■	165.54 €
1,000	1,825	16114-A-N ■	167.88 €
1,000	2,225	16135-A ■	243.59 €
1,000	2,700	16117-N ■	258.50 €
1,000	3,300	16079 ■	321.65 €
1,000	3,600	16138-N ■	343.75 €
1,500	950	16080 ■	241.25 €
1,500	1,350	16134 ■	253.08 €
1,500	1,825	16115-A-N ■	245.94 €
1,500	2,225	16136-A ■	371.34 €
1,500	2,700	16118-N ■	364.22 €
1,500	3,300	16081 ■	489.54 €
1,500	3,600	16139-N ■	487.19 €

**for frames S625-A18, S635-B20, S645-B25**  
for upright width 100 mm

Wire mesh height mm	Bay width mm	Price / items	
1,000	950	16078-100 ■	156.12 €
1,000	1,350	16133-100 ■	165.54 €
1,000	1,825	16114-A-100 ■	234.11 €
1,000	2,225	16135-A-100 ■	243.59 €
1,000	2,700	16117-100 ■	271.97 €
1,000	3,300	16079-100 ■	321.65 €
1,000	3,600	16138-100 ■	357.29 €
1,500	950	16080-100 ■	241.25 €
1,500	1,350	16134-100 ■	253.08 €
1,500	1,825	16115-A-100 ■	366.57 €
1,500	2,225	16136-A-100 ■	371.34 €
1,500	2,700	16118-100 ■	376.05 €
1,500	3,300	16081-100 ■	489.54 €
1,500	3,600	16139-100 ■	499.02 €



Shelving systems  
Plug-in system



## Longitudinal supports, recessed For inserting chipboards flush to the beams

- To support a chipboards of 38 mm between the beams
- RAL 2004 pure orange

For frame depths mm	For beam depth mm	Load capacity each longitudinal support in kg	Price / items	
800	50	900	16091-V-50 ■	37.71 €
1,100	50	500	16090-V-50 ■	47.15 €

Shelving systems  
Bolted system

Shelving systems  
Office



## Depth supports for transverse storage For pallets

- Smooth construction
- Secure loading of pallets for crosswise storage
- Galvanised

for frame depth mm	Load capacity each pair / kg	Price / pair	
800	1,352	16091-55-N ■	28.10 €
1,100	946	16090-55-N ■	34.81 €

Wide-span shelving



## Container supports set for pallet cages, Euro pallets etc.

- With side upstand and push-through safeguards
- Helps when loading and positioning pallet cages
- Suitable for an Euro pallet cage
- Incl. mounting material
- Galvanised

for frame depth mm	For beam depth mm	Width mm	Price / set	
800	50	1,200	16093-50 ■	66.57 €
1,100	50	800	16092-50 ■	75.32 €

Pallet racking

Cantilever racking



## Depth supports with raised flap To support chipboards

- Increases the load capacity of the chipboards
- Secures chipboards from displacement
- Galvanised

for frame depth mm	Load capacity each pair / kg	Price / pair	
800	1,352	16141-55-N ■	30.80 €
1,100	946	16140-55-N ■	37.52 €

Shelving systems and  
mezzanine systems



# Telescopic slides for beams and floor levels

This extension system is only suitable for manual picking in pallet racks.  
This enables easy handling for the operator and picker.

The following information must be taken into account for use:

- for shelf depth 1,100 mm
- max. 2 levels one above the other
- for beam widths 50 mm
- Pallet extension depth 70%
- always use the same pair of beam pairs
- Beams must be bolted to uprights (anti-lifting device)
- Standard extension for beam levels, tubular construction for shelf level
- only one extension per bay may be pressed at any one time
- Pallet load max. 800 kg per extension with 1 to 3 extensions
- Pallet load reduced to max. 500 kg with 4 extensions!
- Standard extension levels must be bolted to the rear beams and secured
- Floor levels are only anchored to the floor
- Design blue/galvanised



**Telescopic extension for use on beam levels**

Dimensions W x D x H mm	Price on request. Advice from our technicians.
800 x 1,200 x 95	



**Telescopic extension for beam levels, with steel shelves**

Dimensions W x D x H mm	Price on request. Advice from our technicians.
800 x 1,200 x 95	



**Telescopic extension for use at floor levels**

Dimensions W x D x H mm	Price / items	Handle not included, please order separately. Height incl. handle 1,035 mm
800 x 1,200 x 235	46552 □ 837.07 €	



**Telescopic extension for floor level, with steel shelves**

Dimensions W x D x H mm	Price / items	Handle not included, please order separately. Height incl. handle 1,035 mm
800 x 1,200 x 235	46553 □ 894.71 €	

## Beams for pallet pull-outs

Installation only permissible in conjunction with these listed beam!



Length mm	Profile type	Beam height mm	Item no. Pair	Price / pair
950	LNS-DUO 80x50x1.5/65	80	46560 □	49.02 € (24.51 €/piece)
1,825	EGN-DUO 135x50x1.5/65	135	46561 □	122.82 € (61.41 €/piece)
2,700	EGN-DUO 165x50x1.8/65	165	46562 □	217.64 € (108.82 €/piece)
3,600	EGN-DUO 165x50x1.8/65	165	46563 ■	284.10 € (142.05 €/piece)

All beams are only delivered in pairs!

## Handle for telescopic extension

- Incl. mounting material
- not included, please order separately

Height mm	Price / items
800	46556 □ 19.17 €





## Shelf trays for the collection of liquids

- with and without grating
- from 3 mm sheet steel
- galvanised or RAL 5010

Width x depth x height mm	Shelf trays galvanised	for beam length mm	Content Litres		
1750x1300x250	without grating	1,825	240	46740 □	1,583.69 €
1750x1300x250	with grating	1,825	240	46750 □	2,023.83 €
2650x1300x210	without grating	2,700	240	46741 □	1,762.66 €
2650x1300x210	with grating	2,700	240	46751 □	2,430.68 €
2650x1300x300	without grating	2,700	540	46742 □	2,039.45 €
2650x1300x300	with grating	2,700	540	46752 □	2,715.79 €
2650x1300x435	without grating	2,700	1,000	46743 □	2,283.97 €
2650x1300x435	with grating	2,700	1,000	47653 □	2,898.93 €
3250x1300x265	without grating	3,300	540	46744 □	2,439.01 €
3250x1300x265	with grating	3,300	540	46754 □	3,610.65 €
3250x1300x380	without grating	3,300	1,000	46745 □	2,736.60 €
3250x1300x380	with grating	3,300	1,000	46755 □	3,879.11 €
3550x1300x355	with grating	3,600	1,000	46756 □	4,363.99 €

Width x depth x height mm	Shelf trays RAL 5010	for beam length mm	Content Litres		
1750x1300x250	without grating	1,825	240	46740-5010 □	1,430.73 €
1750x1300x250	with grating	1,825	240	46750-5010 □	1,878.16 €
2650x1300x210	without grating	2,700	240	46741-5010 □	1,536.87 €
2650x1300x210	with grating	2,700	240	46751-5010 □	2,204.90 €
2650x1300x300	without grating	2,700	540	46742-5010 □	1,769.94 €
2650x1300x300	with grating	2,700	540	46752-5010 □	2,437.97 €
2650x1300x435	without grating	2,700	1,000	46743-5010 □	1,944.76 €
2650x1300x435	with grating	2,700	1,000	47653-5010 □	2,608.62 €
3250x1300x265	without grating	3,300	540	46744-5010 □	2,159.11 €
3250x1300x265	with grating	3,300	540	46754-5010 □	3,301.61 €
3250x1300x380	without grating	3,300	1,000	46745-5010 □	2,423.41 €
3250x1300x380	with grating	3,300	1,000	46755-5010 □	3,570.07 €
3550x1300x355	with grating	3,600	1,000	46756-5010 □	3,942.58 €



The containment tray must be able to hold the contents of the largest container, but at least 10 % of the total volume of the containers stored in it. Insofar as the storage of substances hazardous to water is permitted in the further protection zone of water protection areas, the containment tray must be able to hold the total contents of the stored containers.

Also available in these colours:



yellow-orange



fire red



Reseda green



Mouse grey



## Hook-in troughs for shelf depth 1,100 mm for hanging between the beams

- with galvanised grating (load capacity 1.000 kg/m<sup>2</sup>)
- from 3 mm sheet steel
- suitable for 35, 40, 50, 55, 60 mm beam depth
- galvanised or RAL 5010



Example of use

Width x depth x height mm	Shelf trays galvanised	for beam length mm	Collection volume Litres		
1750x1250/915x160	with grating	1825	200	46760 □	1,559.76 €
2150x1250/915x140	with grating	2225	200	46761 □	1,801.16 €
2650x1250/915x130	with grating	2700	200	46762 □	2,155.98 €
3250x1250/915x110	with grating	3300	200	46763 □	3,129.92 €
3550x1250/915x115	with grating	3600	260	46764 □	3,300.57 €

Width x depth x height mm	Shelf trays RAL 5010	for beam length mm	Collection volume Litres		
1750x1250/915x160	with grating	1825	200	46760-5010 □	1,516.05 €
2150x1250/915x140	with grating	2225	200	46761-5010 □	1,681.50 €
2650x1250/915x130	with grating	2700	200	46762-5010 □	1,956.20 €
3250x1250/915x110	with grating	3300	200	46763-5010 □	2,917.65 €
3550x1250/915x115	with grating	3600	260	46764-5010 □	3,072.69 €

Also available in these colours:



yellow-orange



fire red



Reseda green



Mouse grey

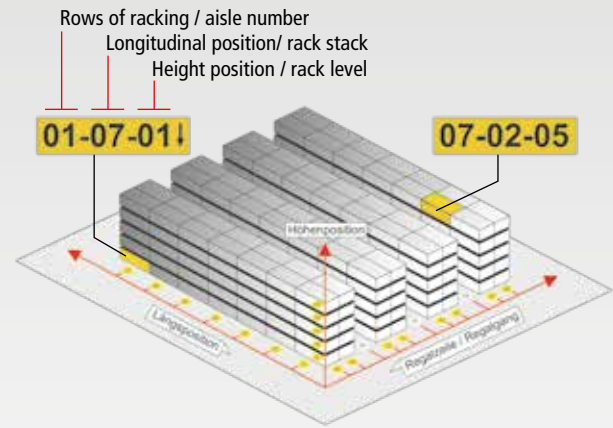


**Shelving space labels**

**With individual numerical code**

- Signage and orientation system for shelf warehouses
- Rapid order picking and short order processing times
- Yellow with black lettering

Price and production on request. We would be happy to advise you in your planning.



**Shelving row labels**

**For labelling rows of racks**

- Shockproof, lightfast, weather-resistant
- Incl. mounting material for easy attachment
- White or yellow with black lettering

Dimensions H x W mm	Colour		€ / item
200 x 200	yellow	22950	31.67 €
	white	22951	37.80 €
300 x 300	yellow	22952	39.35 €
	white	22953	39.35 €
500 x 500	yellow	22954	56.70 €
	white	22955	56.70 €



**Load capacity labels**

**DIN A3**

- Customised according to the facility specifications
- Printed on rigid-foam panels
- according to DIN EN 15635

DIN A3	13711	68.30 €
--------	-------	---------



**Self adhesive, shelving space labels**

**For labelling rack bays**

- durable adhesive film for attachment to beams
- White or yellow with black lettering

Dimensions H x W mm	Colour		€ / item
120 x 22	yellow	22956	1.44 €
	white	22957	1.44 €
140 x 38	yellow	22958	1.50 €
	white	22959	1.50 €
220 x 58	yellow	22960	1.75 €
	white	22961	1.75 €



**Magnetic shelving space labels**

**For labelling rack bays**

- Durable label film on magnet tape
- Fast to replace on the shelving
- White or yellow with black lettering

Dimensions H x W mm	Colour		€ / item
120 x 22	yellow	22962	3.51 €
	white	22963	3.51 €
140 x 38	yellow	22964	4.29 €
	white	22965	4.29 €
220 x 58	yellow	22966	5.33 €
	white	22967	5.33 €





# » Environmental shelving

## for certified safety

The safe storage of substances hazardous to water is a particular challenge. Liquids can be stored in drums or canisters in a professional and environmentally friendly way with the environmental shelving from SCHULTE Lagertechnik.



### Properties

- Protection of seepage in the case of liquid leakage through welded spill containment tray in the base
- particularly stable due to truss strutting in the frame
- Easy to modify by simply plugging in the beams
- The height of the levels can be individually adjusted in increments of 50 mm
- Shelf only suitable for indoor installation

### Benefits

- optimal storage of water-polluting substances
- 8 practice-oriented variants with drum supports
- Possible to fill with liquids directly at the racks



### Drum supports

#### For storing drums

- galvanized angle profiles
- for depth 800 mm
- for 50 mm beam depth

For drums		
60 Liter	46980 ■	101.88 €
200 Liter	46981 ■	106.03 €

### Roller supports

#### For storing drums

- enables easy rotation and positioning of the drums
- for depth 800 mm
- consisting of:  
Drum support  
+ roller support



For drums		
60 Liter	46982 □	378.58 €
200 Liter	46983 □	382.71 €

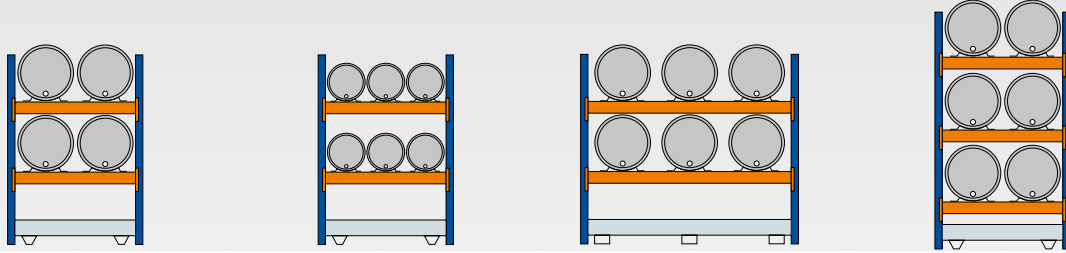
All prices without fitting. The tables show ordering examples. Other dimensions and versions on request.

■ 5 days from warehouse · □ 5-6 weeks ready for dispatch

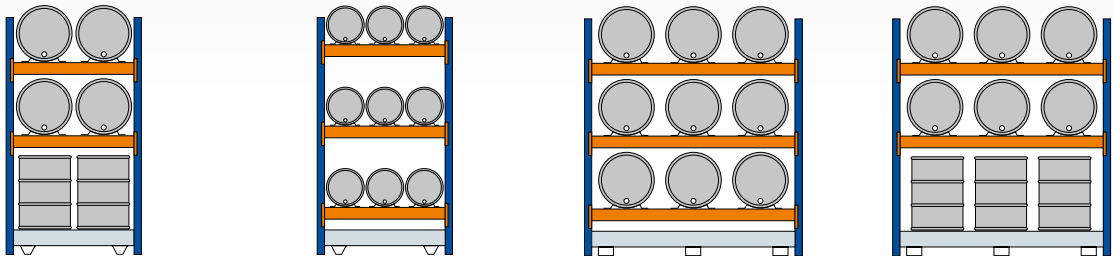
Shelving systems Plug-in system  
Shelving systems Bolted system  
Shelving systems Office  
Wide-span shelving  
Pallet racking  
Cantilever racking  
Shelving systems and mezzanine systems

# Drum racks for 60- and 200-litre drums

For upright and lying storage



	Starter shelving	Extension shelving	Starter shelving	Extension shelving	Starter shelving	Extension shelving	Starter shelving	Extension shelving
Article No.	46960	46961	46962	46963	46964	46965	46966	46967
Price	1,753.12 €	1,619.16 €	1,929.32 €	1,795.36 €	2,420.23 €	2,286.27 €	2,192.18 €	1,935.04 €
Number of drums	4 x 200 l lying		6 x 60 l lying		6 x 200 l lying		6 x 200 l lying	
Frames H x D mm	2,000 x 800		2,000 x 800		2,000 x 800		2,500 x 800	
Beam width mm	1,350		1,350		2,225		1,350	
Tray W x D mm	1,330 x 1,200 without grating		1,330 x 1,200 without grating		2,205 x 1,200 without grating		1,330 x 1,200 without grating	
Content Tray Litre	215		215		240		215	



	Starter shelving	Extension shelving	Starter shelving	Extension shelving	Starter shelving	Extension shelving	Starter shelving	Extension shelving
Article No.	46968	46969	46970	46971	46972	46973	46974	46975
Price	2,219.13 €	2,073.39 €	2,456.47 €	2,199.33 €	2,854.43 €	2,597.29 €	2,925.08 €	2,779.35 €
Number of drums	4 x 200 l lying 4 x 200 l upright		9 x 60 l lying		9 x 200 l lying		6 x 200 l lying 6 x 200 l upright	
Frames H x D mm	2,500 x 800		2,500 x 800		2,500 x 800		2,500 x 800	
Beam width mm	1,350		1,350		2,225		2,225	
Tray W x D mm	1,330 x 1,200 with grating		1,330 x 1,200 without grating		2,205 x 1,200 without grating		2,205 x 1,200 with grating	
Content Tray Litre	200		215		240		240	




### Can tray for filing of jugs and canisters

- can only be used in combination with drum support
- Simply hung into the drum support
- Storage space: 400 x 300 mm
- Height: 350 mm

46984 ■ 175.02 €

### Base tray for drum racks, to collect liquids

- with and without grating
- With bases
- Galvanised



Base tray galvanised	Width x depth x height mm	Content Litres		
without grating, with bases	1,330 x 1,200 x 260	215	46976 ■	967.97 €
with grating, with bases	1,330 x 1,200 x 260	200	46977 □	1,305.83 €
without grating, with bases	2,205 x 1,200 x 225	240	46978 ■	1,330.97 €
with grating, with bases	2,205 x 1,200 x 225	240	46979 □	1,812.28 €

Shelving systems  
Plug-in system



Shelving systems  
Bolted system

Shelving systems  
Office

Wide-span shelving

Pallet racking

Cantilever racking

Shelving systems and  
mezzanine systems

## Sheet metal storage box

For storage of sheet metal and panels

### Properties

- 7 bays with galvanised sheet metal trays
- Clearance width 100 mm
- Supplied disassembled
- RAL 5010 gentian blue

### Benefits

- the smooth-running steel roller ensures easy insertion and pulling out the plates
- The bevelled support tracks ensure secure hold for the items over the entire length
- Clearly arranged, space-saving storage ensures savings in time and costs

Height mm	Width mm	Depth mm	For panel sizes mm	Load capacity / bay kg		
1,250	1,100	2,000	2,000 x 1,000	1,000	19465	1,867.36 €
1,500	1,100	2,500	2,500 x 1,250	1,000	19466	2,868.96 €
1,750	1,100	3,000	3,000 x 1,500	1,000	19467	3,782.96 €

## Panel racking

For storage of sheet metal and panels

### Properties

- Base made of galvanised sheet steel tracks
- Supplied disassembled
- Curved bar galvanised, frame RAL 3000 fire red

### Benefits

- A smoothly running steel rollers ensures easy loading and unloading
- Possible to operate easily by one person
- With tracks for secure hold

Height mm	Width mm	Depth mm	Number x width of the bays	Load capacity / bay kg	Curved bar height mm		
1,000	560	2,030	6 x 45 mm	500	7 x 900 mm	19468	1,605.85 €
1,000	800	2,030	6 x 85 mm	500	7 x 800 mm	19496	1,849.59 €
1,000	800	2,030	9 x 45 mm	500	10 x 900 mm	19497	2,345.94 €



## Oddment racks

For storing rest cuttings

### Properties

- Base made of galvanised sheet steel tracks
- Supplied disassembled
- Curved bar galvanised, frame RAL 3000 fire red

### Benefits

- Possible to operate easily by one person
- With tracks for secure hold



Ideally suited for rest cuttings, with curved bars of different heights

Height mm	Width mm	Depth mm	Number x width of the bays	Load capacity / bay kg	Curved bar height mm		
1,000	480	1,600	5 x 50 mm	500	2 x 120, 1 x 385, 1 x 640, 2 x 900 mm	19469	826.41 €



# Profile storage racks

for upright storage of long items

**optimised  
partitioning arm**

## Properties

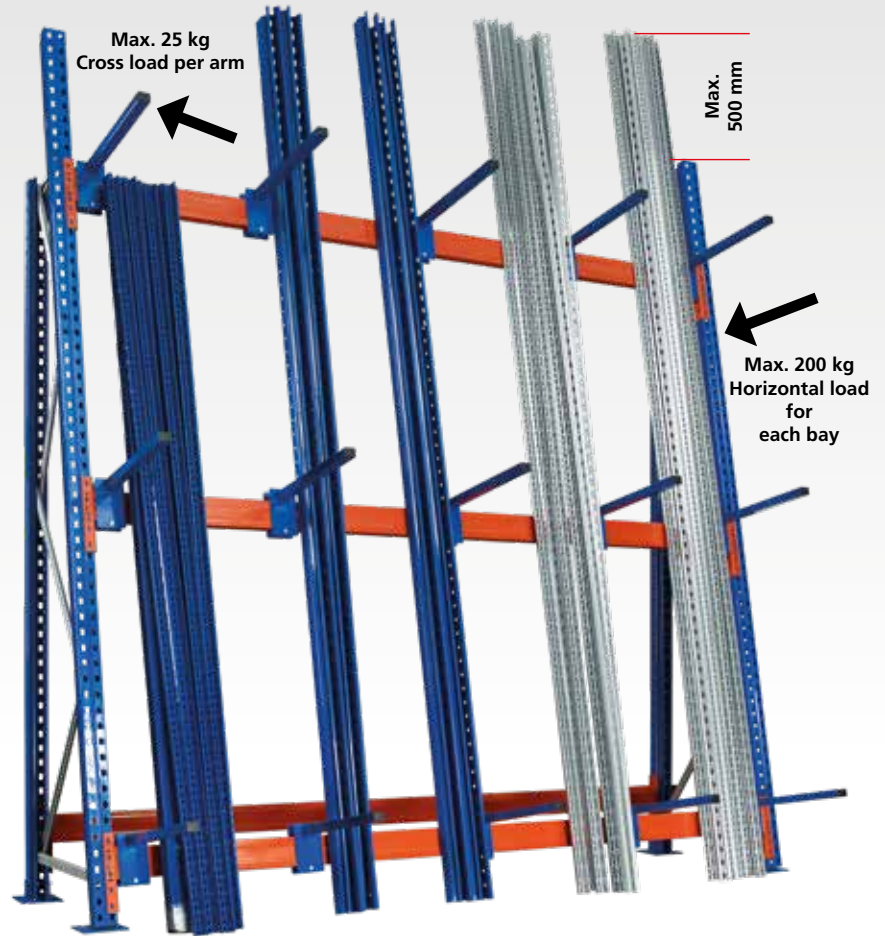
- for the vertical storage of light long goods, e.g. roof battens, laying pipes, slats, beams etc.
- 10° inclination
- lateral load/cross load: max. 25 kg per divider arm
- Vertical load: max. 1,135 kg per bay
- Order partitioning arms separately for each shelf
- Due to transport reasons, the frames are delivered disassembled
- Frames blue, beams orange, framework galvanised, partitioning arms blue

## Benefits

- Clearly displayed storage of different materials and types
- Also ideal for use in self-service areas
- variable use of divider tubes enable flexible shelf widths

## Scope of delivery

- Starter shelving: 2 frames, 5 beams (100 x 50 mm) or
- Extension shelving: 1 frame, 5 beams (100 x 50 mm) incl. base plates and ground anchors

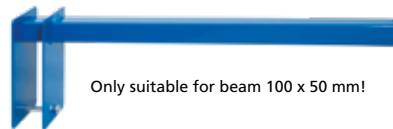


## Profile storage racks

Height mm	Width mm	Depth under, lower mm	type	Starter shelving		Extension shelving	
				part no.	price	part no.	price
3,000	1,825	700	Single rack	46990	718.51 €	46991	460.30 €
3,000	2,700	700	Single rack	46992	794.99 €	46993	536.72 €

## Partitioning arm, securely bolted

Depth mm	Price / items	
500	46996	40.44 €
750	46997	43.77 €




## Assembly measurements

### Total length of the racks:

- Total of all bay widths + (number of uprights x 86 mm)
- For starter shelving nominal width + 172 mm
- For extension bay nominal width + 86 mm
- allow at least 100 mm distance between the outer frames and walls or parts of the building for base plates

### Note:

The items may only be **max. 500 mm** higher than the rack!



## Cable drum raking Slanted roller system

for light to medium loads

### Properties

- unbraked version for exclusively manual operation
- 10° inclination
- Drum weight up to 500 kg
- Bay loads up to 1,500 kg
- Shelf widths 860, 1,160 and 1,360 mm
- Due to transport reasons, the frames are delivered disassembled
- Frame and beams blue, axle installation orange, galvanised framework

### Benefits

- clearly arranged, space-saving and safe height storage of the cable drums
- Cable drums with different dimensions and loads can be stored without problems
- proven and expandable shelving system for different shelf widths and heights
- quick and easy to set up, extensions and additions possible at any time


### Cable drum shelf SlantedRoll

Height mm	Section width mm	maximum drum width mm	Depth mm	Drum weight max. kg	Number Axles	Axle diameter mm	Cable drum diameter max. mm	Starter shelving	Extension shelving
2,000	860	610	900	500	2	42.4	600	16978 □ 726.98 €	16984 □ 586.32 €
2,000	1,160	910	900	500	2	60.3	600	16979 □ 813.31 €	16988 □ 672.28 €
2,000	1,360	1,110	900	500	2	60.3	600	16983 □ 854.81 €	16989 □ 713.77 €
2,500	860	610	900	500	2	42.4	800	16713 □ 769.16 €	16716 □ 607.03 €
2,500	1,160	910	900	500	2	60.3	800	16714 □ 855.50 €	16717 □ 693.36 €
2,500	1,360	1,110	900	500	2	60.3	800	16715 □ 896.99 €	16718 □ 734.86 €
3,000	860	610	900	500	2	42.4	800	16980 □ 813.69 €	16985 □ 629.29 €
3,000	1,160	910	900	500	2	60.3	800	16981 □ 900.03 €	16986 □ 715.63 €
3,000	1,360	1,110	900	500	2	60.3	800	16982 □ 941.53 €	16987 □ 757.13 €

### Assembly dimensions for SlantedRoll and BlockRoll System

#### Total length of the racks:

- Sum of all shelf widths + (number of uprights x 110 mm)
- allow at least 100 mm distance between the outer frames and walls or parts of the building for base plates



# Cable drum raking Descender system

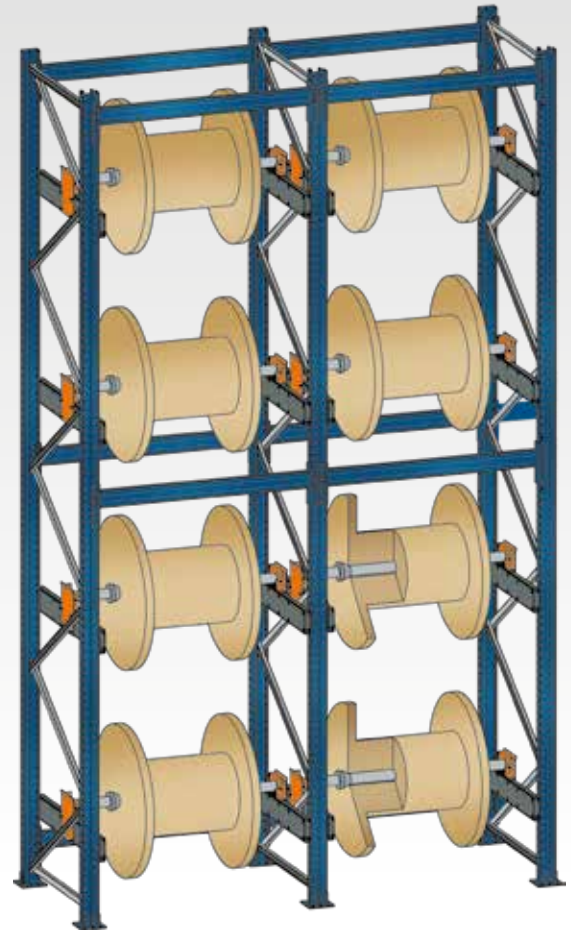
for heavy loads



## Properties

- braked version **BlockRoll Type HB**
- the **Type HB** is suitable for the use of mechanically driven unwinding or winding machines
- Drum weight up to 1,000 kg
- Bay loads up to 6,000 kg possible
- Shelf widths 860, 1,160 and 1,360 mm
- For transport reasons the frames are delivered disassembled
- Frame and beams blue, axle supports RAL 7037 dusty grey, axle shells RAL 3020 traffic red, framework galvanised

## Benefits

- clearly arranged, space-saving and safe height storage of the cable drums
- Cable drums with different dimensions and loads can be stored without problems
- proven and expandable shelving system for different shelf widths and heights
- quick and easy to set up, extensions and additions possible at any time



Cable drum raking BlockRoll Type HB											
Height mm	Section width mm	maximum drum width mm	Depth mm	Drum weight max. kg	Number of axles	Axle diameter mm	Cable drum diameter max. mm	 Starter shelving		 Extension shelving	
2,500	860	650	1,045	1,000	2	34	1,000	16900-G □	1,942.58 €	16905-G □	1,775.07 €
2,500	1,160	950	1,045	1,000	2	60	1,000	16901-G □	2,111.79 €	16906-G □	1,944.29 €
2,500	1,360	1,150	1,045	1,000	2	60	1,000	16902-G □	2,198.71 €	16907-G □	2,031.21 €
3,000	860	650	1,045	1,000	3	34	1,000	16910-G □	2,783.38 €	16915-G □	2,590.85 €
3,000	1,160	950	1,045	1,000	3	60	1,000	16911-G □	3,034.89 €	16916-G □	2,842.34 €
3,000	1,360	1,150	1,045	1,000	3	60	1,000	16912-G □	3,163.71 €	16917-G □	2,971.15 €
3,600	860	650	1,045	1,000	3	34	1,000	16980-G □	3,275.02 €	16985-G □	3,022.22 €
3,600	1,160	950	1,045	1,000	3	60	1,000	16981-G □	3,565.50 €	16986-G □	3,312.69 €
3,600	1,360	1,150	1,045	1,000	3	60	1,000	16982-G □	3,714.28 €	16987-G □	3,461.49 €
4,100	860	650	1,045	1,000	4	34	1,000	16990-G □	4,217.11 €	16995-G □	3,937.05 €
4,100	1,160	950	1,045	1,000	4	60	1,000	16991-G □	4,597.24 €	16996-G □	4,317.17 €
4,100	1,360	1,150	1,045	1,000	4	60	1,000	16992-G □	4,790.85 €	16997-G □	4,510.80 €
4,700	860	650	1,045	1,000	4	34	1,000	17000-G □	4,142.15 €	17005-G □	3,824.84 €
4,700	1,160	950	1,045	1,000	4	60	1,000	17001-G □	4,509.30 €	17006-G □	4,191.99 €
4,700	1,360	1,150	1,045	1,000	4	60	1,000	17002-G □	4,697.10 €	17007-G □	4,379.79 €
5,500	860	650	1,045	1,000	5	34	1,000	16960-G □	5,065.16 €	16965-G □	4,721.24 €
5,500	1,160	950	1,045	1,000	5	60	1,000	16961-G □	5,492.09 €	16966-G □	5,178.90 €
5,500	1,360	1,150	1,045	1,000	5	60	1,000	16962-G □	5,756.73 €	16967-G □	5,412.80 €
6,000	860	650	1,045	1,000	6	34	1,000	16970-G □	5,962.26 €	16975-G □	5,596.75 €
6,000	1,160	950	1,045	1,000	6	60	1,000	16971-G □	6,505.32 €	16976-G □	6,135.49 €
6,000	1,360	1,150	1,045	1,000	6	60	1,000	16972-G □	6,781.91 €	16977-G □	6,412.07 €



Shelving systems  
Plug-in system

Shelving systems  
Bolted system

Shelving systems  
Office

Wide-span shelving

Pallet racking

Cantilever racking

Shelving systems and  
mezzanine systems



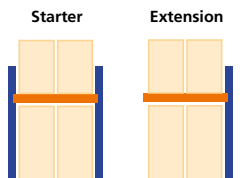
## Trestle rack

### Pallet rack with 1 beam level

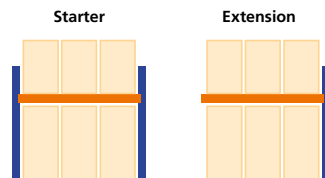
- for storage of pallets
- 2 frame heights: 2,500 mm or 3,000 mm
- 2 beam widths: 1,825 mm and 2,700 mm
- Pallet weight: 500 kg or 1,000 kg
- **Starter shelving** consisting of:  
2 frames incl. foot plates, 2 uprights,  
8 floor anchors, 4 levelling plates 2 mm
- **Extension shelving** consisting of:  
1 frame incl. foot plates, 2 uprights,  
4 floor anchors, 2 levelling plates 2 mm
- Frames blue, beams orange,  
Galvanised framework



#### 1,825 mm beam length



#### 2,700 mm beam length



### Trestle rack · Pallet weight up to 500 kg · Frame type S625-A18

Rack type	Height mm	Width mm	Depth mm	bay height mm	Pallet height max. mm	Number storage levels	Number pallet spaces	Beam type	Bay load max. kg	Item no.	Price
Starter rack	2,500	1,825	1,100	2,000	1,750	2	4	LNS-DUO 100x50x1,5	1,000	46300	510.48 €
Extension rack	2,500	1,825	1,100	2,000	1,750	2	4	LNS-DUO 100x50x1,5	1,000	46305	303.21 €
Starter rack	2,500	2,700	1,100	2,000	1,750	2	6	EGN-DUO 120x50x1,5	1,500	46301	596.61 €
Extension rack	2,500	2,700	1,100	2,000	1,750	2	6	EGN-DUO 120x50x1,5	1,500	46306	389.34 €
Starter rack	3,000	1,825	1,100	2,500	2,250	2	4	LNS-DUO 100x50x1,5	1,000	46302	573.51 €
Extension rack	3,000	1,825	1,100	2,500	2,250	2	4	LNS-DUO 100x50x1,5	1,000	46307	334.72 €
Starter rack	3,000	2,700	1,100	2,500	2,250	2	6	EGN-DUO 120x50x1,5	1,500	46303	659.63 €
Extension rack	3,000	2,700	1,100	2,500	2,250	2	6	EGN-DUO 120x50x1,5	1,500	46308	420.85 €


### Trestle rack · Pallet weight up to 1,000 kg · Frame type S625-A18

Rack type	Height mm	Width mm	Depth mm	bay height mm	Pallet height max. mm	Number storage levels	Number pallet spaces	Beam type	Bay load max. kg	Item no.	Price
Starter rack	2,500	1,825	1,100	2,000	1,750	2	4	LNS-DUO 100x50x1,5	2,000	46300	510.48 €
Extension rack	2,500	1,825	1,100	2,000	1,750	2	4	LNS-DUO 100x50x1,5	2,000	46305	303.21 €
Starter rack	2,500	2,700	1,100	2,000	1,750	2	6	EGN-DUO 150x50x1,5	3,000	46311	617.08 €
Extension rack	2,500	2,700	1,100	2,000	1,750	2	6	EGN-DUO 150x50x1,5	3,000	46316	409.81 €
Starter rack	3,000	1,825	1,100	2,500	2,250	2	4	LNS-DUO 100x50x1,5	2,000	46302	573.51 €
Extension rack	3,000	1,825	1,100	2,500	2,250	2	4	LNS-DUO 100x50x1,5	2,000	46307	334.72 €
Starter rack	3,000	2,700	1,100	2,500	2,250	2	6	EGN-DUO 150x50x1,5	3,000	46313	680.11 €
Extension rack	3,000	2,700	1,100	2,500	2,250	2	6	EGN-DUO 150x50x1,5	3,000	46318	441.32 €

All prices without fitting. The tables show ordering examples. Other dimensions and versions on request.

# » Hot dip galvanised pallet racks **NEW**

for outdoor installation



**2**  
WEEKS  
ready for  
dispatch

hot dip  
galvanised

**Starter set** comprising 3 bays each 2,700 mm wide or 1,825 mm wide

- 4 frames: Height 4.500 or 6.000 mm
- 6, 9, 12 or 15 beam pairs
- 16 Screw anchors + Foil cartridge
- 16 levelling plates 2 mm
- 1 load label DIN A3

**Extension set** comprising 1 bay 2,700 mm or 1,825 mm wide

- 1 frame: Height 4.500 or 6.000 mm
- 2, 3, 4 or 5 beam pairs
- 4 Screw anchors + Foil cartridge
- 4 levelling plates 2 mm

**Properties:**

- Hot-dip galvanised surface coating
- Pallet weight: 1,000 kg
- for the storage of Euro pallets with a Pallet height of maximum 2,530 mm
- Hot-rolled IPE spars with 5 agraffe hooks
- Minimum requirement: 3 fields with at least 2 beam levels each
- Frame depth 1,100 mm
- Screw anchor incl. Foil cartridge
- Installation location according to load estimates, see page 3. (If you have any questions, please contact the SCHULTE sales engineer).



**IPE beam:**


- robust and durable design
- hot-rolled IPE 100 + 120
- with 5 agraffe hooks
- incl. securing screw

**More information about hot dip galvanised pallet racks**

As download on our catalogue portal!



You can find more information and complete racking sets, prices and article numbers in our special brochure „Hot-dip galvanised pallet racking“ in the catalogue portal on our our homepage.



# » Cantilever racking

– for everything long, heavy and bulky







**System overview** **from 226**

---

**For light loads** **from 228**

---

**K 1000** Set 228 - 229

**For medium loads** **from 230**

---

**K 3000** Cantilever racking 230 - 231

**K 3000** Single parts + accessories 232 - 235

**For heavy loads** **from 236**

---

**K 6000** Cantilever racking 236 - 237

**K 6000** Single parts + accessories 238 - 243

Shelving systems  
Plus-in system

Shelving systems  
Bolted system

Shelving systems  
Office

Wide-span shelving

Pallet racking

Cantilever racking

Shelving systems and  
mezzanine systems

# » Cantilever racking

## Strong, versatile, flexible

- Ideal for long and bulky loads such as pipes, rods or panels
- Particularly strong columns and profiles made of hot-formed IPE profiles
- Any number of rows of racking, one or two-sided use
- Customised solutions for the most varied of stock materials

## » Cantilever arm and column profiles suitable for all storage requirements

A cantilever rack is individually customised to the items. There are 3 different systems to choose from, which differ in their load capacity.

At **K 1000** the cantilever arms are already attached to the upright profiles welded on and thus offer uncomplicated and fast assembly.

For the systems **K 3000** and **K 6000** you can choose the cantilever arms as well as the upright profiles and thus adapt to your stock goods and premises.

The cantilever arms can be individually adjusted in height, so that the cantilever racking can be adapted to your stored goods at a later date.




## » 3 systems

to suit all requirements

### K 1000

#### Complete set for light items

- Load capacity per arm 200 kg
- Particularly fast assembly thanks to the welded cantilever arms
- RAL 5010 gentian blue
- Available direct from stock



Shelving systems  
Plug-in system

Shelving systems  
Bolted system

Shelving systems  
Office

### K 3000

#### For light and medium-heavy items

- Load capacity per arm up to 1,125 kg
- The K 3000 can be customised to meet the customer-specific requirements to ensure optimal utilisation of the surfaces and space
- Cantilever arms from 400 to 800 mm length
- Column profiles from IPE 120 to IPE 160
- Customised colours and sizes optional



Wide-span shelving

Pallet racking

### K 6000

#### For heavy goods

- Load capacity per arm up to 3,900 kg
- The K 6000 cantilever rack flexibly fulfils all your space and storage requirements
- Cantilever arms from 750 mm to 2,000 mm length
- Column profiles from IPE 180 to IPE 330
- Customised colours and sizes optional



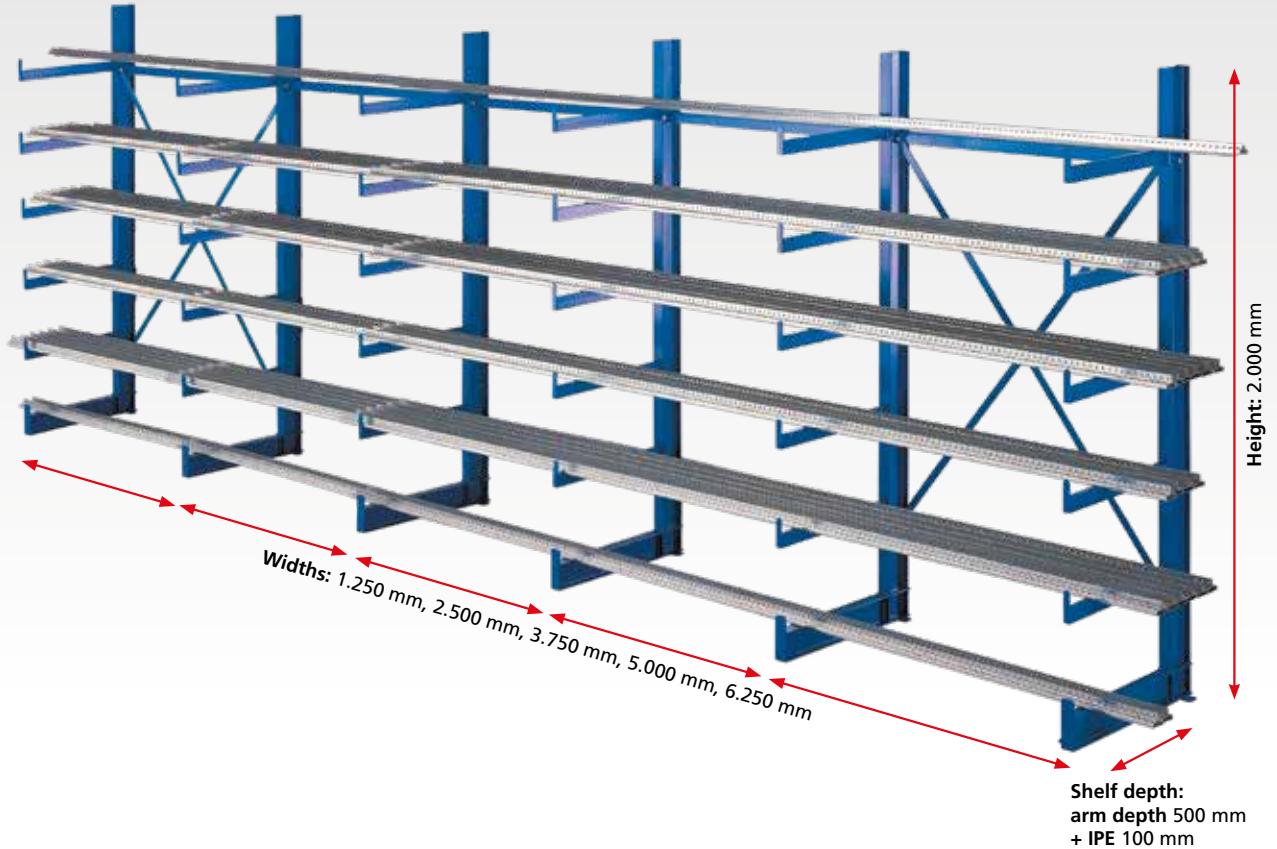
Cantilever racking

Shelving systems and  
mezzanine systems



## » K 1000 cantilever racks

One-sided or double-sided · for light loads



### Properties

- Welded cantilever arms with roll-off protectors
- Load capacity per cantilever arm maximal 200 kg
- Clear height between the cantilever arms 280 mm

- Height: 2,000 mm  
Arm depth: 500 mm  
Width: 1,250 mm
- stable floor anchoring through supplied screw anchors
- RAL 5010 gentian blue

### Benefits

- Optimal storage of profiles, rods and pipes
- Optional one-sided or double-sided use
- Easy and fast assembly with welded cantilever arms
- Available direct from stock

### Planning

#### Necessary planning factors:

The specified load capacities apply to uniformly distributed loads per each cantilever arm.

The cantilever racking units must be braced in every 5th bay with a cross brace.

### Safety

Floor anchoring is necessary to ensure the stability of cantilever racks.

Therefore, 2 bolt anchors and 2 holding plates are included in the scope of delivery per stand.

### Assembly measurements

The side overhang of the stored items may not exceed max. of half the dimension between axes.

Height:	2,000 mm
Width per bay:	1,250 mm
Rack depth one-sided:	600 mm
Rack depth double-sided:	1,100 mm

Shelving systems Plug-in system  
Shelving systems Bolted system  
Shelving systems Office  
Wide-span shelving  
Pallet racking  
Cantilever racking  
Shelving systems and mezzanine systems

## K 1000 cantilever racks


### One-sided

**Basic rack**, comprising:

- 2 one-sided columns each with 5 welded cantilever arms
- 1 cross brace for bracing
- 2 horizontal connectors
- 4 screw anchors and 2 holding plates for floor anchoring

**Extension bay** like starter shelving:

- However only 1 column
- Without cross braces



K1000 Set one-sided						
Width mm	Number of bays	Number of columns	Load capacity per arm / kg	Load capacity total including base level kg	Art. No.	Price
1,250	1	2	200	2,400	14480	775.50 €
2,500	2	3	200	3,600	14485	1,177.62 €
3,750	3	4	200	4,800	14486	1,579.73 €
5,000	4	5	200	6,000	14487	1,981.85 €
6,250	5	6	200	7,200	14488	2,383.98 €
Additional extension bay						
1,250	1	1	200	1,200	14481	402.12 €
additional cross brace set					19473-K	56.68 €

## K 1000 cantilever racks


### Double-sided

**Basic rack**, comprising:

- 2 two-sided columns each with 10 welded cantilever arms
- 1 cross brace for bracing
- 2 horizontal connectors
- 4 screw anchors and 2 holding plates for floor anchoring

**Extension bay** like starter shelving:

- However only 1 column
- Without cross braces



K1000 set double-sided						
Width mm	Number of bays	Number of columns	Load capacity per arm / kg	Load capacity total including base level per side / kg	Art. No.	Price
1,250	1	2	200	2,400	14490	1,075.70 €
2,500	2	3	200	3,600	14495	1,627.93 €
3,750	3	4	200	4,800	14496	2,180.15 €
5,000	4	5	200	6,000	14497	2,732.37 €
6,250	5	6	200	7,200	14498	3,284.59 €
Additional extension bay						
1,250	1	1	200	1,200	14491	552.23 €
additional cross brace set					19473-K	56.68 €

All prices without fitting. The tables show ordering examples. Other dimensions and versions on request.

■ 5 days from warehouse

Shelving systems  
Plug-in system

Shelving systems  
Bolted system

Shelving systems  
Office

Wide-span shelving

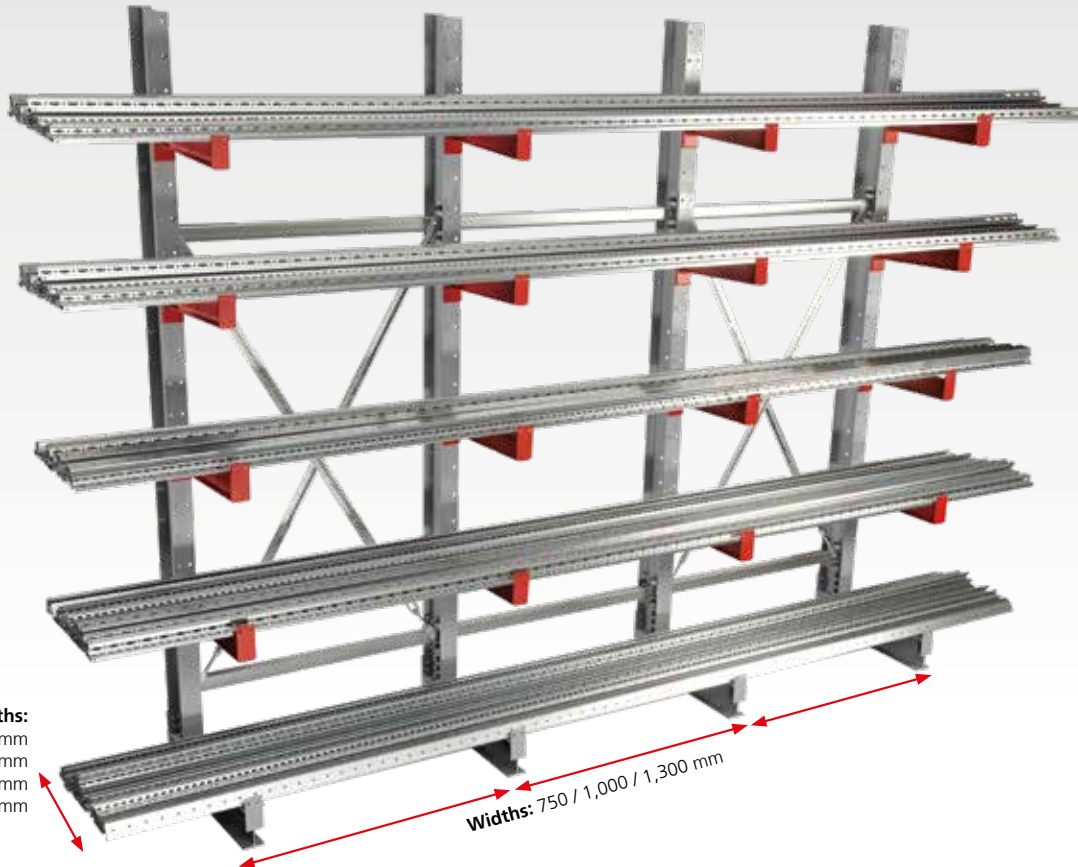
Pallet racking

Cantilever racking

Shelving systems and  
mezzanine systems

# » K 3000 cantilever racks

One-sided / double-sided · IPE 120 - 160 for medium loads



heavy duty  
**3**  
years  
warranty

**5-6**  
WEEKS  
ready for  
dispatch

**RAL**  
**3000**  
fire red

**RAL**  
**7001**  
silver grey

**RAL**  
**6011**  
reseda  
green

**RAL**  
**5010**  
gentian  
blue

Other  
colours on  
request

**Heights:**  
2,000 mm  
2,500 mm  
3,000 mm  
3,500 mm  
Other  
heights on  
request

**Depths:**  
400 mm  
500 mm  
600 mm  
800 mm

**Widths:** 750 / 1,000 / 1,300 mm

## Properties

- of the standing, lying or hanging storage of pipes, profiles and other bulky materials
- The height of the cantilever arms can be adjusted in increments of 100 mm
- Any number of rows of racking, single or double-sided use

## Benefits

- Roll-off protectors for safe storage optionally as welded or plug-in
- Customised dimensions and higher load capacities on request
- Optimised load capacity values through bolting of base and columns
- Delivery of the cantilever arm uprights disassembled
- customised manufacturing for an optimal adaptation to the stored goods and the spatial conditions
- Height flexibility when loading

## Planning

### Necessary factors for planning:

- Arm load capacity or level load capacity (not including base level)
- Column load capacity, calculated by the number of the storage levels (not including base level)
- Centre distance based on the items

Within the first 5 bays, 2 bays must be equipped with cross braces. Then the 6th bay, then every other 5th bay.

## Safety

Floor anchoring is necessary to ensure the stability of cantilever racks.

Per upright, the following are included in the scope of delivery:

- 2 heavy-duty anchors
- 1 spacer plate 2 mm
- 1 spacer plate 3 mm

## Assembly measurements

The side overhang of the stored items may not exceed max. of half the dimension between axes.

Upright heights:  
IPE 120 = - 10 mm  
IPE 140 = + 10 mm  
IPE 160 = + 40 mm



## K 3000 complete racking

### One-sided

- 4 cantilever arms and 1 base level per columns (= 5 storage levels)
- Including horizontal connector, cross brace and dowels
- IPE 120 version columns RAL 7001 silver grey
- IPE 80 cantilever arm version RAL 3000 fire red
- Cantilever arms with welded-on roll-off protection (height 37 mm)
- Planning note: Height -10 mm



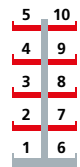
### K 3000 one-sided

Rack height mm	Rack width mm	Usable depth mm	Number of bays	Number of columns	Load capacity per arm / kg	Load capacity total incl. base level / kg	Art. No.	Price
2,500	1,300	400	1	2	530 kg	5,300 kg	27700 □	1.160.11 €
2,500	1,300	500	1	2	445 kg	4,450 kg	27701 □	1.209.04 €
2,500	1,300	600	1	2	360 kg	3,600 kg	27702 □	1.257.77 €
2,500	2,600	400	2	3	530 kg	7,950 kg	27703 □	1.834.24 €
2,500	2,600	500	2	3	445 kg	6,675 kg	27704 □	1.907.64 €
2,500	2,600	600	2	3	360 kg	5,400 kg	27705 □	1.980.75 €
2,500	3,900	400	3	4	530 kg	10,600 kg	27706 □	2.450.12 €
2,500	3,900	500	3	4	445 kg	8,900 kg	27707 □	2.548.00 €
2,500	3,900	600	3	4	360 kg	7,200 kg	27708 □	2.645.46 €
2,500	5,200	400	4	5	530 kg	13,250 kg	27709 □	3.066.02 €
2,500	5,200	500	4	5	445 kg	11,125 kg	27710 □	3.188.36 €
2,500	5,200	600	4	5	360 kg	9,000 kg	27711 □	3.310.19 €
2,500	6,500	400	5	6	530 kg	15,900 kg	27712 □	3.681.90 €
2,500	6,500	500	5	6	445 kg	13,350 kg	27713 □	3.828.72 €
2,500	6,500	600	5	6	360 kg	10,800 kg	27714 □	3.974.92 €

## K 3000 complete racking

### Double-sided

- 8 cantilever arms and 2 base levels per columns (= 10 storage levels)
- Including horizontal connector, cross brace and dowels
- IPE 120 version columns RAL 7001 silver grey
- IPE 80 cantilever arm version RAL 3000 fire red
- Cantilever arms with welded-on roll-off protection (height 37 mm)
- Planning note: Height -10 mm



### K 3000 double-sided

Rack height mm	Rack width mm	Usable depth mm	Number of bays	Number of columns	Load capacity per arm / kg	Load capacity total incl. base level / kg	Art. No.	Price
2,500	1,300	2 x 400	1	2	530 kg	10,600 kg	27715 □	1.732.80 €
2,500	1,300	2 x 500	1	2	445 kg	8,900 kg	27716 □	1.826.61 €
2,500	1,300	2 x 600	1	2	360 kg	7,200 kg	27717 □	1.920.51 €
2,500	2,600	2 x 400	2	3	530 kg	15,900 kg	27718 □	2.693.29 €
2,500	2,600	2 x 500	2	3	445 kg	13,350 kg	27719 □	2.833.99 €
2,500	2,600	2 x 600	2	3	360 kg	10,800 kg	27720 □	2.974.86 €
2,500	3,900	2 x 400	3	4	530 kg	21,200 kg	27721 □	3.595.52 €
2,500	3,900	2 x 500	3	4	445 kg	17,800 kg	27722 □	3.783.13 €
2,500	3,900	2 x 600	3	4	360 kg	14,400 kg	27723 □	3.970.95 €
2,500	5,200	2 x 400	4	5	530 kg	26,500 kg	27724 □	4.497.76 €
2,500	5,200	2 x 500	4	5	445 kg	22,250 kg	27725 □	4.732.28 €
2,500	5,200	2 x 600	4	5	360 kg	18,000 kg	27726 □	4.967.05 €
2,500	6,500	2 x 400	5	6	530 kg	31,800 kg	27727 □	5.400.00 €
2,500	6,500	2 x 500	5	6	445 kg	26,700 kg	27728 □	5.681.42 €
2,500	6,500	2 x 600	5	6	360 kg	21,600 kg	27729 □	5.963.14 €

All prices without fitting. The tables show ordering examples. Other dimensions and versions on request.

□ Ready to dispatch in 5-6 weeks

Accessories

# K 3000 overview

## System components and component parts

Shelving systems  
Plug-in system

Shelving systems  
Bolted system

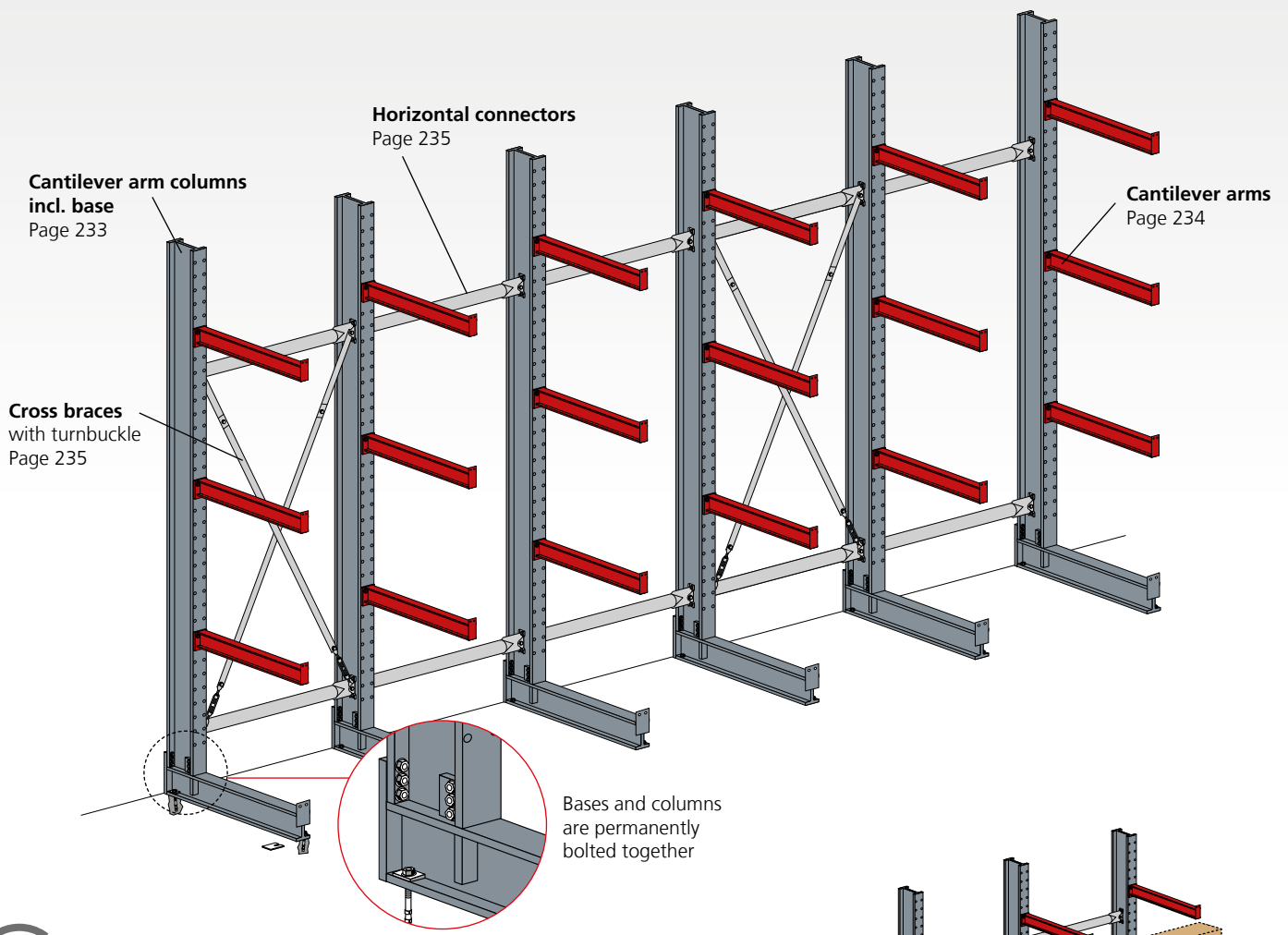
Shelving systems  
Office

Wide-span shelving

Pallet racking

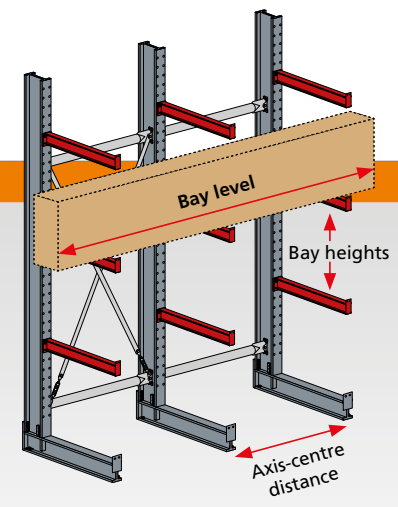
Cantilever racking

Shelving systems and  
mezzanine systems



### Determine the system components

1. Determine the axis-centre distance taking into consideration the bowing under load and length of your items.
2. This will provide you with the number of required columns.
3. The height of the bays can be determined based on the items (this gives you the number of arms per columns).
4. The arm load capacity is based on the weight of the goods to be stored **(in one bay level)** divided by the numbers of the arms.
5. The sum of the arm loads results in the required column load and thus the column type.
6. Within the first 5 bays, 2 bays must be equipped with cross braces. Then the 6th bay, then every other 5th bay.
7. For every rack bay up to a height of 5,000 mm 2 horizontal connectors are required.




All prices without fitting. The tables show ordering examples. Other dimensions and versions on request.

## Cantilever arm columns

### One-sided

- For attaching the cantilever arms
- RAL 7001 silver grey

#### K 3000 columns one-sided · IPE 120 / 140 / 160



IPE profile		120			140			160		
Planning dimensions		Height 10 mm			Height + 10 mm			Height + 40 mm		
Height mm	Foot length mm	Load capacity kg	Art. No.	Price	Load capacity kg	Art. No.	Price	Load capacity kg	Art. No.	Price
2,000	400	2,675 kg	27500 □	260.82 €	3,700 kg	27516 □	319.17 €	4,950 kg	27532 □	382.44 €
2,500		2,650 kg	27501 □	295.71 €	3,675 kg	27517 □	361.58 €	4,900 kg	27533 □	434.12 €
3,000		2,250 kg	27502 □	330.71 €	3,625 kg	27518 □	403.97 €	4,900 kg	27534 □	485.76 €
3,500		1,925 kg	27503 □	365.71 €	3,175 kg	27519 □	446.40 €	4,850 kg	27535 □	537.40 €
2,000	500	2,250 kg	27504 □	269.11 €	3,200 kg	27520 □	328.93 €	4,325 kg	27536 □	394.15 €
2,500		2,225 kg	27505 □	304.10 €	3,175 kg	27521 □	371.36 €	4,300 kg	27537 □	445.77 €
3,000		1,850 kg	27506 □	339.06 €	3,075 kg	27522 □	413.78 €	4,275 kg	27538 □	497.41 €
3,500		1,600 kg	27507 □	374.05 €	2,625 kg	27523 □	456.21 €	4,100 kg	27539 □	549.09 €
2,000	600	1,900 kg	27508 □	277.45 €	2,700 kg	27524 □	338.80 €	3,825 kg	27540 □	405.80 €
2,500		1,875 kg	27509 □	312.40 €	2,675 kg	27525 □	381.23 €	3,800 kg	27541 □	457.43 €
3,000		1,575 kg	27510 □	347.39 €	2,600 kg	27526 □	423.64 €	3,800 kg	27542 □	509.11 €
3,500		1,350 kg	27511 □	382.34 €	2,250 kg	27527 □	466.07 €	3,500 kg	27543 □	560.74 €
2,000	800	1,425 kg	27512 □	294.13 €	2,025 kg	27528 □	358.44 €	2,925 kg	27544 □	429.09 €
2,500		1,400 kg	27513 □	329.08 €	2,000 kg	27529 □	400.81 €	2,900 kg	27545 □	480.78 €
3,000		1,200 kg	27514 □	364.04 €	2,000 kg	27530 □	443.24 €	2,900 kg	27546 □	532.41 €
3,500		1,025 kg	27515 □	399.03 €	1,700 kg	27531 □	485.66 €	2,700 kg	27547 □	584.05 €

## Cantilever arm columns

### Double-sided

- For attaching the cantilever arms
- RAL 7001 silver grey

#### K 3000 columns double-sided · IPE 120 / 140 / 160



IPE profile		120			140			160		
Planning dimensions		Height 10 mm			Height + 10 mm			Height + 40 mm		
Height mm	Foot length mm	Load capacity kg/page	Art. No.	Price	Load capacity kg/page	Art. No.	Price	Load capacity kg/page	Art. No.	Price
2,000	2 x 400	2,675 kg	27548 □	356.00 €	3,700 kg	27564 □	429.24 €	4,950 kg	27580 □	515.98 €
2,500		2,650 kg	27549 □	391.81 €	3,675 kg	27565 □	472.49 €	4,900 kg	27581 □	568.38 €
3,000		2,250 kg	27550 □	427.56 €	3,625 kg	27566 □	515.72 €	4,900 kg	27582 □	620.87 €
3,500		1,925 kg	27551 □	463.38 €	3,175 kg	27567 □	558.91 €	4,850 kg	27583 □	673.27 €
2,000	2 x 500	2,250 kg	27552 □	370.79 €	3,200 kg	27568 □	447.30 €	4,325 kg	27584 □	537.95 €
2,500		2,225 kg	27553 □	406.56 €	3,175 kg	27569 □	490.54 €	4,300 kg	27585 □	590.41 €
3,000		1,850 kg	27554 □	442.38 €	3,075 kg	27570 □	533.73 €	4,275 kg	27586 □	642.85 €
3,500		1,600 kg	27555 □	478.13 €	2,625 kg	27571 □	576.98 €	4,100 kg	27587 □	695.29 €
2,000	2 x 600	1,900 kg	27556 □	385.60 €	2,700 kg	27572 □	465.37 €	3,825 kg	27588 □	559.93 €
2,500		1,875 kg	27557 □	421.36 €	2,675 kg	27573 □	508.56 €	3,800 kg	27589 □	612.38 €
3,000		1,575 kg	27558 □	457.13 €	2,600 kg	27574 □	551.79 €	3,800 kg	27590 □	664.83 €
3,500		1,350 kg	27559 □	492.94 €	2,250 kg	27575 □	594.98 €	3,500 kg	27591 □	717.32 €
2,000	2 x 800	1,425 kg	27560 □	415.15 €	2,025 kg	27576 □	501.43 €	2,925 kg	27592 □	603.93 €
2,500		1,400 kg	27561 □	450.92 €	2,000 kg	27577 □	544.62 €	2,900 kg	27593 □	656.38 €
3,000		1,200 kg	27562 □	486.74 €	2,000 kg	27578 □	587.91 €	2,900 kg	27594 □	708.83 €
3,500		1,025 kg	27563 □	522.49 €	1,700 kg	27579 □	631.16 €	2,700 kg	27595 □	761.28 €



Shelving systems Plug-in system

Shelving systems Bolted system


Shelving systems Office

Wide-span shelving

Pallet racking

Cantilever racking

Shelving systems and mezzanine systems



## Cantilever arm with attached roll-off protectors and for steel decking for K 3000 columns IPE 120 / 140 / 160

- Welded-on roll-off protection, 37 mm, with 2 holes
- Suitable for anchoring **MULTIplus250** shelves
- RAL 3000 fire red

Profile		IPE 80	
Cantilever arm length mm	Load capacity kg		
405	1,115 kg	27604 □	47.56 €
505	890 kg	27605 □	51.58 €
605	740 kg	27606 □	55.60 €
805	555 kg	27607 □	63.68 €



## MULTIplus250 shelves for K 3000 cantilever arms

- Shelf with 40 mm edge height, 250 kg shelf load
- With box profile for optimal load capacity distribution
- incl. 2 bolts and butts
- Galvanised

Depth mm	Shelf width mm					
	750 mm		1,000 mm		1,300 mm	
400	17304-K □	16.74 €	17340-K □	21.01 €	17640-K □	28.43 €
500	17305-K □	18.77 €	17350-K □	25.04 €	17650-K □	32.24 €
600	17306-K □	20.84 €	17360-K □	28.08 €	17660-K □	36.05 €
800	17308-K □	28.03 €	17380-K □	33.98 €	17680-K □	50.73 €



## Cantilever arm with fixture for Plug-in pin For K 3000 columns IPE 120 / 140 / 160

- with welded-on device for the optional plug-in pin  
(The usable depth of the cantilever arm is reduced by 50 mm when the plug-in pin is inserted.)
- RAL 3000 fire red

Profile		IPE 80	
Cantilever arm length mm	Load capacity kg		
400	1,125 kg	27600 □	38.35 €
500	900 kg	27601 □	42.37 €
600	750 kg	27602 □	46.39 €
800	560 kg	27603 □	54.43 €

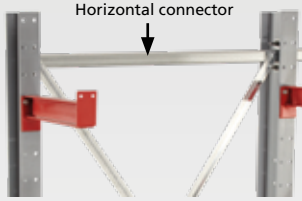


## Plug-in pin For cantilever arms with fixture for pin

- For inserting into the cantilever arm fixture
- Ø 16 mm
- Hot-dip galvanised

Effective depth mm		
100	27610-100 □	3.67 €
150	27610-150 □	4.58 €
200	27610-200 □	5.50 €

**Horizontal connector  
for K 3000**



- incl. screws/nuts
- Galvanised

for axial dimension mm		
750	27611 □	50.62 €
1,000	27612 □	57.13 €
1,300	27613 □	64.97 €
1,500	27614 □	70.14 €
1,750	27615 □	76.60 €
2,000	27616 □	83.12 €

2 pieces up to a rack height of 5,000 mm

**Cantilever arm divider  
for K 3000 + K 6000**

- Stepless adjustable in depth
- Height 100-200 mm
- for cantilever arm and support bases
- Galvanised



**for IPE 80-140**

Arm divider height mm	Tubing 25x2 mm	
100	28685-100 □	21.27 €
150	28685-150 □	21.78 €
200	28685-200 □	22.29 €


Please specify the corresponding IPE when placing your order.

Cantilever dividers cannot be used in conjunction with bases!

**Cross braces  
for K 3000**

- incl. turnbuckles and screws/nuts
- Galvanised

for centre distance mm	Column height 2,000 / 2,500 mm		Column height 3,000 / 3,500 mm	
750	27620 □	52.81 €	27627 □	70.36 €
1,000	27621 □	54.94 €	27628 □	71.43 €
1,300	27623 □	58.25 €	27629 □	73.56 €
1,500	27624 □	60.44 €	27630 □	75.80 €
1,750	27625 □	63.74 €	27631 □	77.99 €
2,000	27626 □	67.04 €	27633 □	80.17 €



Within the first 5 bays, 2 bays must be equipped with cross braces. Then the 6th bay, then every 5th bay

**Bases  
for K 3000**

- **MULTIplus250** shelves, see page 234
- Other shelving for your cantilever arm racks available on request, e.g. grating or chipboards

Wire mesh shelf

Chipboards

**MULTIplus250** shelf



## » K 6000 cantilever racks

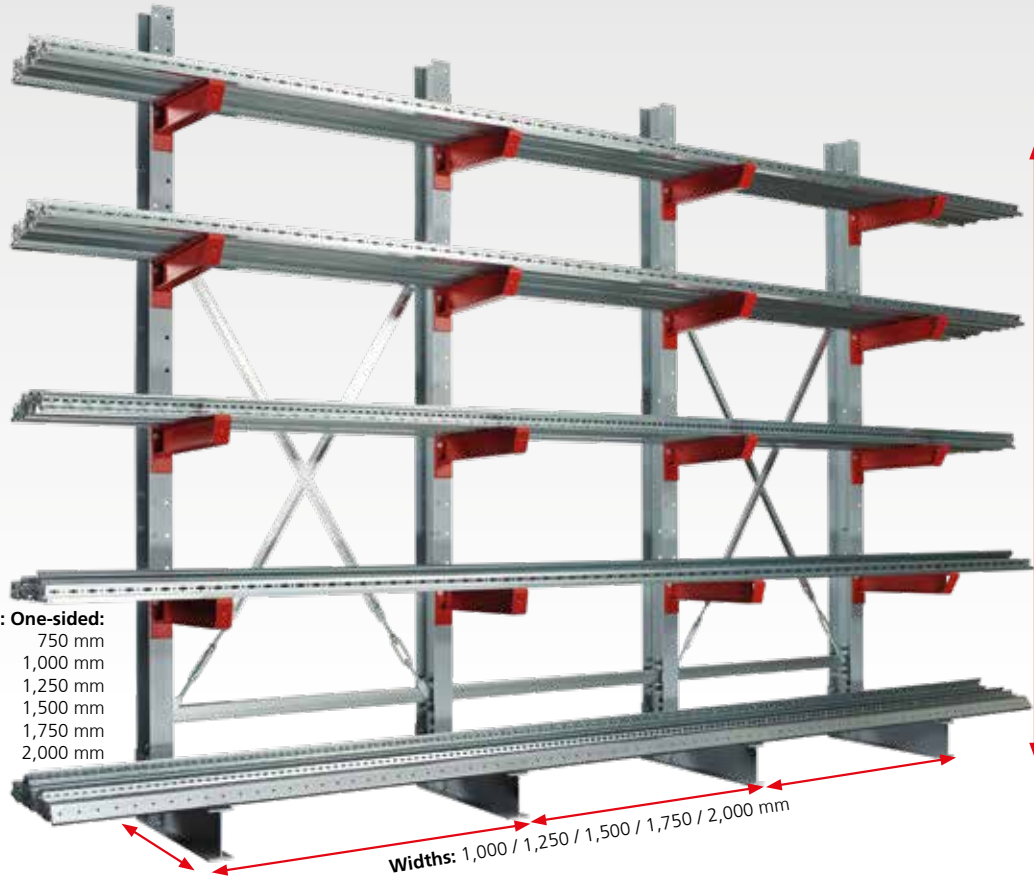
One-sided/double-sided · IPE 180 - 330 for heavy loads



**Galva-nised** Extra charges apply

Other colours on request

**Depths: One-sided:**  
 750 mm  
 1,000 mm  
 1,250 mm  
 1,500 mm  
 1,750 mm  
 2,000 mm



**Heights:**  
 2,000 mm  
 2,500 mm  
 3,000 mm  
 3,500 mm  
 4,000 mm  
 4,500 mm  
 5,000 mm  
 Other heights on request

**Widths:** 1,000 / 1,250 / 1,500 / 1,750 / 2,000 mm

### Properties

- of the standing, lying or hanging storage of pipes, profiles and other bulky materials
- The height of the cantilever arms can be adjusted in increments of 100 mm
- Roll-off protectors for safe storage, plug-in

- Any number of rows of racking, one or two-sided use
- Customised dimensions and higher load capacities on request
- Optimised load capacity values through bolting of base and columns
- Delivery of the cantilever arm uprights disassembled

### Benefits

- Bolting the cantilever arms for simple assembly
- customised manufacturing for an optimal surface and room use
- optimally tailored to customer-specific requirements adapted load capacity of the cantilevers

### Planning

#### Necessary planning factors:

- Arm load capacity or level load capacity (not including base level)
  - Column load capacity, calculated by the number of the storage levels (not including base level)
  - Centre distance based on the items
- Within the first 5 bays, 2 bays must be equipped with cross braces. Then the 6th bay, then every other 5th bay.

### Safety

Floor anchoring is necessary to ensure the stability of cantilever racks.

Per upright, the following are included in the scope of delivery:

- 2 heavy-duty anchors
- 1 spacer plate 2 mm
- 1 spacer plate 3 mm

### Assembly measurements

The side overhang of the stored items may not exceed max. of half the dimension between axes.

Column heights:

- IPE 180 = - 30 mm
- IPE 200 = - 10 mm
- IPE 220 = + 30 mm
- IPE 240 = + 50 mm
- IPE 270 = - 20 mm
- IPE 300 = + 10 mm
- IPE 330 = + 40 mm

Shelving systems plug-in system  
Shelving systems Bolted system  
Shelving systems Office  
Wide-span shelving  
Pallet racking  
Cantilever racking  
Shelving systems and mezzanine systems



## K 6000 complete racking

### One-sided

- 4 cantilever arms and 1 base level per columns (= 5 storage levels)
- IPE 180 version columns RAL 7001 silver grey
- Planning note: Height -30 mm
- Including horizontal connector, cross brace and dowels
- IPE 80 cantilever arm version RAL 3000 fire red

5  
4  
3  
2  
1

K 6000 one-sided								
Rack height mm	Rack width mm	Usable depth mm	Number of bays	Number of columns	Load capacity per arm / kg	Load capacity total incl. base level / kg	Art. No.	Price
3,000	1,500	750	1	2	775 kg	7,750 kg	28700 □	2,021.39 €
3,000	1,500	1,000	1	2	575 kg	5,750 kg	28701 □	2,182.65 €
3,000	1,500	1,250	1	2	475 kg	4,750 kg	28702 □	2,343.60 €
3,000	3,000	750	2	3	775 kg	11,625 kg	28703 □	3,140.14 €
3,000	3,000	1,000	2	3	575 kg	8,625 kg	28704 □	3,382.03 €
3,000	3,000	1,250	2	3	475 kg	7,125 kg	28705 □	3,623.45 €
3,000	4,500	750	3	4	775 kg	15,500 kg	28706 □	4,183.08 €
3,000	4,500	1,000	3	4	575 kg	11,500 kg	28707 □	4,505.60 €
3,000	4,500	1,250	3	4	475 kg	9,500 kg	28708 □	4,827.51 €
3,000	6,000	750	4	5	775 kg	19,375 kg	28709 □	5,226.03 €
3,000	6,000	1,000	4	5	575 kg	14,375 kg	28710 □	5,629.18 €
3,000	6,000	1,250	4	5	475 kg	11,875 kg	28711 □	6,031.57 €
3,000	7,500	750	5	6	775 kg	23,250 kg	28712 □	6,268.97 €
3,000	7,500	1,000	5	6	575 kg	17,250 kg	28713 □	6,752.75 €
3,000	7,500	1,250	5	6	475 kg	14,250 kg	28714 □	7,235.61 €

## K 6000 complete racking

### Two-sided

- 8 cantilever arms and 2 base levels per columns (= 10 storage levels)
- IPE 180 version columns RAL 7001 silver grey
- Planning note: Height -30 mm
- Including horizontal connector, cross brace and dowels
- IPE 80 cantilever arm version RAL 3000 fire red

5 10  
4 9  
3 8  
2 7  
1 6

K 6000 two-sided								
Rack height mm	Rack width mm	Usable depth mm	Number of bays	Number of columns	Load capacity per arm / kg	Load capacity total incl. base level / kg	Art. No.	Price
3,000	1,500	2 x 750	1	2	775 kg	15,500 kg	28715 □	2,965.75 €
3,000	1,500	2 x 1,000	1	2	575 kg	11,500 kg	28716 □	3,279.92 €
3,000	1,500	2 x 1,250	1	2	475 kg	9,500 kg	28717 □	3,593.08 €
3,000	3,000	2 x 750	2	3	775 kg	23,250 kg	28718 □	4,556.68 €
3,000	3,000	2 x 1,000	2	3	575 kg	17,250 kg	28719 □	5,027.94 €
3,000	3,000	2 x 1,250	2	3	475 kg	14,250 kg	28720 □	5,497.68 €
3,000	4,500	2 x 750	3	4	775 kg	31,000 kg	28721 □	6,071.79 €
3,000	4,500	2 x 1,000	3	4	575 kg	23,000 kg	28722 □	6,700.16 €
3,000	4,500	2 x 1,250	3	4	475 kg	19,000 kg	28723 □	7,326.48 €
3,000	6,000	2 x 750	4	5	775 kg	38,750 kg	28724 □	7,586.92 €
3,000	6,000	2 x 1,000	4	5	575 kg	28,750 kg	28725 □	8,372.36 €
3,000	6,000	2 x 1,250	4	5	475 kg	23,750 kg	28726 □	9,155.26 €
3,000	7,500	2 x 750	5	6	775 kg	46,500 kg	28727 □	9,102.06 €
3,000	7,500	2 x 1,000	5	6	575 kg	34,500 kg	28728 □	10,044.58 €
3,000	7,500	2 x 1,250	5	6	475 kg	28,500 kg	28729 □	10,984.06 €

All prices without fitting. The tables show ordering examples. Other dimensions and versions on request.

□ Ready to dispatch in 5-6 weeks

Shelving systems Plus-in system

Shelving systems Bolted system

Shelving systems Office

Wide-span shelving



Pallet racking

Cantilever racking

Shelving systems and mezzanine systems

## K 6000 columns IPE 180-220

### One-sided

K 6000 columns one-sided											
IPE profile	180			200			220				
	Planning dimensions		Height - 30 mm			Height - 10 mm			Height + 30 mm		
Height mm	Base length mm	Load capacity kg	Art. No.	Price	Load capacity kg	Art. No.	Price	Load capacity kg	Art. No.	Price	
	750	2,000	4,250 kg	28000 □	524.62 €	5,500 kg	28042 □	608.41 €	6,900 kg	28084 □	706,34 €
		2,500	4,200 kg	28001 □	590.51 €	5,450 kg	28043 □	685.79 €	6,900 kg	28085 □	796,38 €
		3,000	4,200 kg	28002 □	656.43 €	5,400 kg	28044 □	763.11 €	6,850 kg	28086 □	885,86 €
		3,500	4,200 kg	28003 □	722.32 €	5,400 kg	28045 □	840.53 €	6,800 kg	28087 □	975,39 €
		4,000	3,750 kg	28004 □	788.19 €	5,400 kg	28046 □	917.85 €	6,800 kg	28088 □	1.064,93 €
		4,500	3,350 kg	28005 □	854.06 €	4,850 kg	28047 □	995.23 €	6,750 kg	28089 □	1.154,45 €
		5,000	3,000 kg	28006 □	919.94 €	4,350 kg	28048 □	1.072.56 €	6,100 kg	28090 □	1.243,99 €
			1,000	2,000	3,300 kg	28007 □	561.72 €	4,450 kg	28049 □	651.30 €	5,650 kg
2,500	3,300 kg			28008 □	627.64 €	4,450 kg	28050 □	728.66 €	5,650 kg	28092 □	845,27 €
3,000	3,250 kg			28009 □	693.51 €	4,400 kg	28051 □	805.99 €	5,600 kg	28093 □	934,79 €
3,500	3,250 kg			28010 □	759.40 €	4,400 kg	28052 □	883.37 €	5,600 kg	28094 □	1.024,33 €
4,000	2,900 kg			28011 □	825.33 €	4,150 kg	28053 □	960.73 €	5,600 kg	28095 □	1.113,91 €
4,500	2,550 kg			28012 □	891.20 €	3,700 kg	28054 □	1.038.11 €	5,250 kg	28096 □	1.203,44 €
5,000	2,300 kg			28013 □	957.08 €	3,350 kg	28055 □	1.115.44 €	4,750 kg	28097 □	1.292,98 €
	1,250			2,000	2,650 kg	28014 □	598.90 €	3,750 kg	28056 □	694.18 €	4,800 kg
		2,500	2,650 kg	28015 □	664.77 €	3,750 kg	28057 □	771.56 €	4,800 kg	28099 □	894,26 €
		3,000	2,600 kg	28016 □	730.65 €	3,750 kg	28058 □	848.88 €	4,750 kg	28100 □	983,78 €
		3,500	2,600 kg	28017 □	796.58 €	3,700 kg	28059 □	926.25 €	4,750 kg	28101 □	1,073,32 €
		4,000	2,300 kg	28018 □	862.46 €	3,350 kg	28060 □	1,003.57 €	4,700 kg	28102 □	1,162,80 €
		4,500	2,050 kg	28019 □	928.33 €	3,000 kg	28061 □	1,080.99 €	4,250 kg	28103 □	1,252,33 €
		5,000	1,850 kg	28020 □	994.26 €	2,700 kg	28062 □	1,158.32 €	3,850 kg	28104 □	1,341,87 €
			1,500	2,000	2,200 kg	28021 □	636.04 €	3,250 kg	28063 □	737.01 €	4,150 kg
2,500	2,200 kg			28022 □	701.91 €	3,250 kg	28064 □	814.44 €	4,150 kg	28106 □	943,19 €
3,000	2,200 kg			28023 □	767.83 €	3,250 kg	28065 □	891.76 €	4,100 kg	28107 □	1,032,73 €
3,500	2,150 kg			28024 □	833.72 €	3,100 kg	28066 □	969.14 €	4,100 kg	28108 □	1,122,25 €
4,000	1,900 kg			28025 □	899.59 €	2,800 kg	28067 □	1,046.45 €	3,900 kg	28109 □	1,211,79 €
4,500	1,700 kg			28026 □	965.47 €	2,500 kg	28068 □	1,123.83 €	3,550 kg	28110 □	1,301,31 €
5,000	1,550 kg			28027 □	1,031.34 €	2,250 kg	28069 □	1,201.21 €	3,200 kg	28111 □	1,390,85 €
	1,750			2,000	1,900 kg	28028 □	673.12 €	2,850 kg	28070 □	779.89 €	3,650 kg
		2,500	1,900 kg	28029 □	739.05 €	2,850 kg	28071 □	857.22 €	3,650 kg	28113 □	992,13 €
		3,000	1,900 kg	28030 □	804.93 €	2,850 kg	28072 □	934.64 €	3,650 kg	28114 □	1,081,71 €
		3,500	1,800 kg	28031 □	870.80 €	2,650 kg	28073 □	1.011.96 €	3,650 kg	28115 □	1,171,24 €
		4,000	1,600 kg	28032 □	936.73 €	2,350 kg	28074 □	1.089.34 €	3,350 kg	28116 □	1,260,78 €
		4,500	1,450 kg	28033 □	1,002.61 €	2,100 kg	28075 □	1,166.71 €	3,000 kg	28117 □	1,350,30 €
		5,000	1,300 kg	28034 □	1,068.48 €	1,900 kg	28076 □	1,244.09 €	2,750 kg	28118 □	1,439,78 €
			2,000	2,000	1,650 kg	28035 □	710.30 €	2,550 kg	28077 □	822.77 €	3,300 kg
2,500	1,650 kg			28036 □	776.18 €	2,550 kg	28078 □	900.10 €	3,250 kg	28120 □	1,041,12 €
3,000	1,650 kg			28037 □	842.05 €	2,550 kg	28079 □	977.48 €	3,250 kg	28121 □	1,130,60 €
3,500	1,550 kg			28038 □	907.98 €	2,300 kg	28080 □	1,054.86 €	3,250 kg	28122 □	1,220,12 €
4,000	1,400 kg			28039 □	973.87 €	2,050 kg	28081 □	1,132.22 €	2,900 kg	28123 □	1,309,66 €
4,500	1,250 kg			28040 □	1,039.74 €	1,850 kg	28082 □	1,209.55 €	2,600 kg	28124 □	1,399,19 €
5,000	1,150 kg			28041 □	1,105.68 €	1,700 kg	28083 □	1,286.93 €	2,400 kg	28125 □	1,488,78 €

All prices without fitting. The tables show ordering examples. Other dimensions and versions on request.

□ Ready to dispatch in 5-6 weeks

## K 6000 columns IPE 240-330

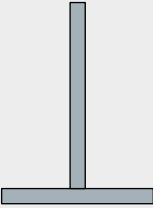

One-sided

K 6000 one-sided													
IPE profile		240			270			300			330		
Planning dimensions		Height + 50 mm			Height + 20 mm			Height + 10 mm			Height + 40 mm		
Height mm	Base length mm	Load capacity kg	Art. No.	Price	Load capacity kg	Art. No.	Price	Load capacity kg	Art. No.	Price	Load capacity kg	Art. No.	Price
2,000	750	8,600 kg	28126 □	824.25 €	10,950 kg	28168 □	981.81 €	13,650 kg	28210 □	1,126.27 €	16,800 kg	28252 □	1,290.18 €
2,500		8,600 kg	28127 □	929.86 €	10,900 kg	28169 □	1,104.90 €	13,600 kg	28211 □	1,269.27 €	16,750 kg	28253 □	1,456.78 €
3,000		8,550 kg	28128 □	1,035.46 €	10,850 kg	28170 □	1,228.07 €	13,550 kg	28212 □	1,412.26 €	16,700 kg	28254 □	1,623.43 €
3,500		8,500 kg	28129 □	1,141.02 €	10,800 kg	28171 □	1,351.17 €	13,550 kg	28213 □	1,555.26 €	16,650 kg	28255 □	1,789.98 €
4,000		8,500 kg	28130 □	1,246.63 €	10,750 kg	28172 □	1,474.28 €	13,500 kg	28214 □	1,698.21 €	16,600 kg	28256 □	1,956.58 €
4,500		8,450 kg	28131 □	1,352.25 €	10,700 kg	28173 □	1,597.39 €	13,400 kg	28215 □	1,841.21 €	16,500 kg	28257 □	2,123.23 €
5,000		8,400 kg	28132 □	1,457.79 €	10,700 kg	28174 □	1,720.54 €	13,350 kg	28216 □	1,984.25 €	16,450 kg	28258 □	2,289.78 €
2,000		1,000	7,100 kg	28133 □	881.79 €	9,000 kg	28175 □	1,048.14 €	11,400 kg	28217 □	1,202.48 €	14,150 kg	28259 □
2,500	7,100 kg		28134 □	987.45 €	8,950 kg	28176 □	1,171.24 €	11,400 kg	28218 □	1,345.52 €	14,100 kg	28260 □	1,545.60 €
3,000	7,050 kg		28135 □	1,093.00 €	8,900 kg	28177 □	1,294.35 €	11,350 kg	28219 □	1,488.51 €	14,050 kg	28261 □	1,712.15 €
3,500	7,000 kg		28136 □	1,198.56 €	8,900 kg	28178 □	1,417.45 €	11,300 kg	28220 □	1,631.53 €	14,000 kg	28262 □	1,878.80 €
4,000	7,000 kg		28137 □	1,304.22 €	8,850 kg	28179 □	1,540.62 €	11,250 kg	28221 □	1,774.52 €	13,950 kg	28263 □	2,045.39 €
4,500	7,000 kg		28138 □	1,409.78 €	8,800 kg	28180 □	1,663.71 €	11,200 kg	28222 □	1,917.46 €	13,900 kg	28264 □	2,212.00 €
5,000	6,550 kg		28139 □	1,515.43 €	8,750 kg	28181 □	1,786.82 €	11,200 kg	28223 □	2,060.51 €	13,900 kg	28265 □	2,378.60 €
2,000	1,250		6,000 kg	28140 □	939.38 €	7,250 kg	28182 □	1,114.46 €	9,800 kg	28224 □	1,278.79 €	12,200 kg	28266 □
2,500		6,000 kg	28141 □	1,044.98 €	7,200 kg	28183 □	1,237.57 €	9,800 kg	28225 □	1,421.78 €	12,200 kg	28267 □	1,634.36 €
3,000		5,950 kg	28142 □	1,150.59 €	7,200 kg	28184 □	1,360.68 €	9,750 kg	28226 □	1,564.78 €	12,150 kg	28268 □	1,800.97 €
3,500		5,950 kg	28143 □	1,256.15 €	7,150 kg	28185 □	1,483.85 €	9,700 kg	28227 □	1,707.78 €	12,100 kg	28269 □	1,967.56 €
4,000		5,900 kg	28144 □	1,361.75 €	7,150 kg	28186 □	1,606.95 €	9,700 kg	28228 □	1,850.77 €	12,100 kg	28270 □	2,134.23 €
4,500		5,900 kg	28145 □	1,467.36 €	7,100 kg	28187 □	1,730.05 €	9,650 kg	28229 □	1,993.77 €	12,050 kg	28271 □	2,300.77 €
5,000		5,350 kg	28146 □	1,572.96 €	7,100 kg	28188 □	1,853.16 €	9,650 kg	28230 □	2,136.71 €	12,000 kg	28272 □	2,467.37 €
2,000		1,500	5,000 kg	28147 □	996.91 €	6,050 kg	28189 □	1,180.76 €	8,600 kg	28231 □	1,355.04 €	10,500 kg	28273 □
2,500	5,000 kg		28148 □	1,102.57 €	6,050 kg	28190 □	1,303.91 €	8,550 kg	28232 □	1,498.09 €	10,450 kg	28274 □	1,723.14 €
3,000	5,000 kg		28149 □	1,208.12 €	6,000 kg	28191 □	1,427.02 €	8,550 kg	28233 □	1,641.03 €	10,450 kg	28275 □	1,889.79 €
3,500	5,000 kg		28150 □	1,313.73 €	6,000 kg	28192 □	1,550.13 €	8,500 kg	28234 □	1,784.03 €	10,400 kg	28276 □	2,056.38 €
4,000	4,950 kg		28151 □	1,419.34 €	6,000 kg	28193 □	1,673.23 €	8,500 kg	28235 □	1,927.03 €	10,350 kg	28277 □	2,222.93 €
4,500	4,900 kg		28152 □	1,524.89 €	5,950 kg	28194 □	1,796.38 €	8,500 kg	28236 □	2,070.02 €	10,300 kg	28278 □	2,389.58 €
5,000	4,450 kg		28153 □	1,630.55 €	5,950 kg	28195 □	1,919.49 €	8,450 kg	28237 □	2,213.02 €	10,300 kg	28279 □	2,556.19 €
2,000	1,750		4,300 kg	28154 □	1,054.49 €	5,200 kg	28196 □	1,247.14 €	7,650 kg	28238 □	1,431.29 €	9,000 kg	28280 □
2,500		4,300 kg	28155 □	1,160.11 €	5,200 kg	28197 □	1,370.24 €	7,600 kg	28239 □	1,574.34 €	9,000 kg	28281 □	1,811.96 €
3,000		4,300 kg	28156 □	1,265.71 €	5,150 kg	28198 □	1,493.35 €	7,600 kg	28240 □	1,717.34 €	8,950 kg	28282 □	1,978.55 €
3,500		4,300 kg	28157 □	1,371.26 €	5,150 kg	28199 □	1,616.46 €	7,600 kg	28241 □	1,860.28 €	8,950 kg	28283 □	2,145.16 €
4,000		4,250 kg	28158 □	1,476.92 €	5,150 kg	28200 □	1,739.57 €	7,600 kg	28242 □	2,003.28 €	8,900 kg	28284 □	2,311.75 €
4,500		4,200 kg	28159 □	1,582.48 €	5,100 kg	28201 □	1,862.68 €	7,550 kg	28243 □	2,146.27 €	8,900 kg	28285 □	2,478.36 €
5,000		3,800 kg	28160 □	1,688.09 €	5,100 kg	28202 □	1,985.79 €	7,550 kg	28244 □	2,289.27 €	8,850 kg	28286 □	2,644.96 €
2,000		2,000	3,800 kg	28161 □	1,112.08 €	4,550 kg	28203 □	1,313.43 €	6,900 kg	28245 □	1,507.54 €	7,900 kg	28287 □
2,500	3,750 kg		28162 □	1,217.68 €	4,550 kg	28204 □	1,436.58 €	6,850 kg	28246 □	1,650.60 €	7,900 kg	28288 □	1,993.67 €
3,000	3,750 kg		28163 □	1,323.25 €	4,550 kg	28205 □	1,559.69 €	6,850 kg	28247 □	1,793.59 €	7,850 kg	28289 □	2,067.33 €
3,500	3,750 kg		28164 □	1,428.85 €	4,500 kg	28206 □	1,682.80 €	6,850 kg	28248 □	1,936.59 €	7,850 kg	28290 □	2,233.92 €
4,000	3,750 kg		28165 □	1,534.45 €	4,500 kg	28207 □	1,805.91 €	6,800 kg	28249 □	2,079.53 €	7,800 kg	28291 □	2,400.57 €
4,500	3,650 kg		28166 □	1,640.06 €	4,500 kg	28208 □	1,929.06 €	6,800 kg	28250 □	2,222.52 €	7,800 kg	28292 □	2,567.12 €
5,000	3,300 kg		28167 □	1,745.68 €	4,500 kg	28209 □	2,052.16 €	6,800 kg	28251 □	2,365.54 €	7,800 kg	28293 □	2,733.73 €



## K 6000 columns IPE 180-220


Double-sided

K 6000 columns double-sided											
IPE profile		180			200			220			
Planning dimensions		Height - 30 mm			Height - 10 mm			Height + 30 mm			
Height mm	Base length mm	Load capacity kg / page	Art. No.	Price	Load capacity kg / page	Art. No.	Price	Load capacity kg / page	Art. No.	Price	
 	2 x 750	2,000	4,250 kg	28294 □	748.92 €	5,500 kg	28336 □	866.78 €	6,900 kg	28378 □	1,034.04 €
		2,500	4,200 kg	28295 □	815.66 €	5,450 kg	28337 □	945.02 €	6,900 kg	28379 □	1,124.44 €
		3,000	4,200 kg	28296 □	882.39 €	5,400 kg	28338 □	1,023.26 €	6,850 kg	28380 □	1,214.84 €
		3,500	4,200 kg	28297 □	949.20 €	5,400 kg	28339 □	1,101.45 €	6,800 kg	28381 □	1,305.23 €
		4,000	3,750 kg	28298 □	1,015.98 €	5,400 kg	28340 □	1,179.69 €	6,800 kg	28382 □	1,395.58 €
		4,500	3,350 kg	28299 □	1,082.73 €	4,850 kg	28341 □	1,257.93 €	6,750 kg	28383 □	1,485.98 €
		5,000	3,000 kg	28300 □	1,149.47 €	4,350 kg	28342 □	1,336.17 €	6,100 kg	28384 □	1,576.37 €
		2,000	3,300 kg	28301 □	818.87 €	4,450 kg	28343 □	951.13 €	5,650 kg	28385 □	1,133.34 €
		2,500	3,300 kg	28302 □	885.61 €	4,450 kg	28344 □	1,029.31 €	5,650 kg	28386 □	1,223.74 €
		3,000	3,250 kg	28303 □	952.40 €	4,400 kg	28345 □	1,107.55 €	5,600 kg	28387 □	1,314.19 €
3,500	3,250 kg	28304 □	1,019.09 €	4,400 kg	28346 □	1,185.79 €	5,600 kg	28388 □	1,404.59 €		
4,000	2,900 kg	28305 □	1,085.89 €	4,150 kg	28347 □	1,264.03 €	5,600 kg	28389 □	1,494.99 €		
4,500	2,550 kg	28306 □	1,152.67 €	3,700 kg	28348 □	1,342.22 €	5,250 kg	28390 □	1,585.37 €		
5,000	2,300 kg	28307 □	1,219.42 €	3,350 kg	28349 □	1,420.46 €	4,750 kg	28391 □	1,675.77 €		
2,000	2,650 kg	28308 □	888.76 €	3,750 kg	28350 □	1,035.36 €	4,800 kg	28392 □	1,232.75 €		
2,500	2,650 kg	28309 □	955.56 €	3,750 kg	28351 □	1,113.60 €	4,800 kg	28393 □	1,323.15 €		
3,000	2,600 kg	28310 □	1,022.29 €	3,750 kg	28352 □	1,191.79 €	4,750 kg	28394 □	1,413.53 €		
3,500	2,600 kg	28311 □	1,089.09 €	3,700 kg	28353 □	1,270.03 €	4,750 kg	28395 □	1,503.89 €		
4,000	2,300 kg	28312 □	1,155.78 €	3,350 kg	28354 □	1,348.33 €	4,700 kg	28396 □	1,594.29 €		
4,500	2,050 kg	28313 □	1,222.56 €	3,000 kg	28355 □	1,426.57 €	4,250 kg	28397 □	1,684.73 €		
5,000	1,850 kg	28314 □	1,289.37 €	2,700 kg	28356 □	1,504.81 €	3,850 kg	28398 □	1,775.13 €		
2,000	2,200 kg	28315 □	958.76 €	3,250 kg	28357 □	1,119.65 €	4,150 kg	28399 □	1,332.09 €		
2,500	2,200 kg	28316 □	1,025.50 €	3,250 kg	28358 □	1,197.90 €	4,150 kg	28400 □	1,422.49 €		
3,000	2,200 kg	28317 □	1,092.23 €	3,250 kg	28359 □	1,276.14 €	4,100 kg	28401 □	1,512.89 €		
3,500	2,150 kg	28318 □	1,158.98 €	3,100 kg	28360 □	1,354.38 €	4,100 kg	28402 □	1,603.29 €		
4,000	1,900 kg	28319 □	1,225.78 €	2,800 kg	28361 □	1,432.56 €	3,900 kg	28403 □	1,693.69 €		
4,500	1,700 kg	28320 □	1,292.57 €	2,500 kg	28362 □	1,510.80 €	3,550 kg	28404 □	1,784.09 €		
5,000	1,550 kg	28321 □	1,359.26 €	2,250 kg	28363 □	1,589.04 €	3,200 kg	28405 □	1,874.47 €		
2,000	1,900 kg	28322 □	1,095.45 €	2,850 kg	28364 □	1,204.00 €	3,650 kg	28406 □	1,431.45 €		
2,500	1,900 kg	28323 □	1,162.18 €	2,850 kg	28365 □	1,282.24 €	3,650 kg	28407 □	1,521.84 €		
3,000	1,900 kg	28324 □	1,228.93 €	2,850 kg	28366 □	1,360.43 €	3,650 kg	28408 □	1,612.19 €		
3,500	1,800 kg	28325 □	1,295.67 €	2,650 kg	28367 □	1,438.67 €	3,650 kg	28409 □	1,702.63 €		
4,000	1,600 kg	28326 □	1,362.46 €	2,350 kg	28368 □	1,516.91 €	3,350 kg	28410 □	1,793.03 €		
4,500	1,450 kg	28327 □	1,028.65 €	2,100 kg	28369 □	1,595.15 €	3,000 kg	28411 □	1,883.43 €		
5,000	1,300 kg	28328 □	1,429.26 €	1,900 kg	28370 □	1,673.33 €	2,750 kg	28412 □	1,973.83 €		
2,000	1,650 kg	28329 □	1,098.60 €	2,550 kg	28371 □	1,288.24 €	3,300 kg	28413 □	1,530.80 €		
2,500	1,650 kg	28330 □	1,165.34 €	2,550 kg	28372 □	1,366.48 €	3,250 kg	28414 □	1,621.19 €		
3,000	1,650 kg	28331 □	1,232.13 €	2,550 kg	28373 □	1,444.72 €	3,250 kg	28415 □	1,711.59 €		
3,500	1,550 kg	28332 □	1,298.87 €	2,300 kg	28374 □	1,522.96 €	3,250 kg	28416 □	1,801.98 €		
4,000	1,400 kg	28333 □	1,365.67 €	2,050 kg	28375 □	1,601.14 €	2,900 kg	28417 □	1,892.38 €		
4,500	1,250 kg	28334 □	1,432.36 €	1,850 kg	28376 □	1,679.38 €	2,600 kg	28418 □	1,982.82 €		
5,000	1,150 kg	28335 □	1,499.15 €	1,700 kg	28377 □	1,757.62 €	2,400 kg	28419 □	2,073.18 €		

## K 6000 columns IPE 240-330

Double-sided

K 6000 columns double-sided													
IPE profile		240			270			300			330		
Planning dimensions		Height + 50 mm			Height + 20 mm			Height + 10 mm			Height + 40 mm		
Height mm	Base length mm	Load capacity kg / page	Art. No.	Price	Load capacity kg / page	Art. No.	Price	Load capacity kg / page	Art. No.	Price	Load capacity kg / page	Art. No.	Price
2,000	2 x 750	8,600 kg	28420 □	1,188.04 €	10,950 kg	28462 □	1,423.56 €	13,650 kg	28504 □	1,646.89 €	16,800 kg	28546 □	1,892.79 €
2,500		8,600 kg	28421 □	1,294.56 €	10,900 kg	28463 □	1,547.53 €	13,600 kg	28505 □	1,790.74 €	16,750 kg	28547 □	2,060.56 €
3,000		8,550 kg	28422 □	1,401.02 €	10,850 kg	28464 □	1,671.50 €	13,550 kg	28506 □	1,934.60 €	16,700 kg	28548 □	2,228.34 €
3,500		8,500 kg	28423 □	1,507.44 €	10,800 kg	28465 □	1,795.47 €	13,550 kg	28507 □	2,078.47 €	16,650 kg	28549 □	2,396.04 €
4,000		8,500 kg	28424 □	1,613.92 €	10,750 kg	28466 □	1,919.49 €	13,500 kg	28508 □	2,222.33 €	16,600 kg	28550 □	2,563.82 €
4,500		8,450 kg	28425 □	1,720.39 €	10,700 kg	28467 □	2,043.46 €	13,400 kg	28509 □	2,366.18 €	16,500 kg	28551 □	2,731.59 €
5,000		8,400 kg	28426 □	1,826.87 €	10,700 kg	28468 □	2,167.49 €	13,350 kg	28510 □	2,510.06 €	16,450 kg	28552 □	2,899.31 €
2,000		2 x 1,000	7,100 kg	28427 □	1,306.09 €	9,000 kg	28469 □	1,561.97 €	11,400 kg	28511 □	1,808.09 €	14,150 kg	28553 □
2,500	7,100 kg		28428 □	1,412.57 €	8,950 kg	28470 □	1,685.96 €	11,400 kg	28512 □	1,951.95 €	14,100 kg	28554 □	2,248.22 €
3,000	7,050 kg		28429 □	1,519.04 €	8,900 kg	28471 □	1,809.93 €	11,350 kg	28513 □	2,095.82 €	14,050 kg	28555 □	2,415.99 €
3,500	7,000 kg		28430 □	1,625.46 €	8,900 kg	28472 □	1,933.94 €	11,300 kg	28514 □	2,239.68 €	14,000 kg	28556 □	2,583.77 €
4,000	7,000 kg		28431 □	1,731.94 €	8,850 kg	28473 □	2,057.92 €	11,250 kg	28515 □	2,383.53 €	13,950 kg	28557 □	2,751.48 €
4,500	7,000 kg		28432 □	1,838.36 €	8,800 kg	28474 □	2,181.93 €	11,200 kg	28516 □	2,527.40 €	13,900 kg	28558 □	2,919.26 €
5,000	6,550 kg		28433 □	1,944.88 €	8,750 kg	28475 □	2,305.86 €	11,200 kg	28517 □	2,671.26 €	13,900 kg	28559 □	3,087.08 €
2,000	2 x 1,250		6,000 kg	28434 □	1,424.13 €	7,250 kg	28476 □	1,700.40 €	9,800 kg	28518 □	1,969.30 €	12,200 kg	28560 □
2,500		6,000 kg	28435 □	1,530.59 €	7,200 kg	28477 □	1,824.37 €	9,800 kg	28519 □	2,113.15 €	12,200 kg	28561 □	2,435.99 €
3,000		5,950 kg	28436 □	1,637.01 €	7,200 kg	28478 □	1,948.39 €	9,750 kg	28520 □	2,257.03 €	12,150 kg	28562 □	2,603.70 €
3,500		5,950 kg	28437 □	1,743.49 €	7,150 kg	28479 □	2,072.36 €	9,700 kg	28521 □	2,400.88 €	12,100 kg	28563 □	2,771.48 €
4,000		5,900 kg	28438 □	1,849.96 €	7,150 kg	28480 □	2,196.33 €	9,700 kg	28522 □	2,544.74 €	12,100 kg	28564 □	2,939.24 €
4,500		5,900 kg	28439 □	1,956.43 €	7,100 kg	28481 □	2,320.30 €	9,650 kg	28523 □	2,688.61 €	12,050 kg	28565 □	3,106.96 €
5,000		5,350 kg	28440 □	2,062.90 €	7,100 kg	28482 □	2,444.33 €	9,650 kg	28524 □	2,832.43 €	12,000 kg	28566 □	3,274.74 €
2,000		2 x 1,500	5,000 kg	28441 □	1,542.14 €	6,050 kg	28483 □	1,838.81 €	8,600 kg	28525 □	2,130.50 €	10,500 kg	28567 □
2,500	5,000 kg		28442 □	1,648.61 €	6,050 kg	28484 □	1,962.84 €	8,550 kg	28526 □	2,274.37 €	10,450 kg	28568 □	2,623.64 €
3,000	5,000 kg		28443 □	1,755.03 €	6,000 kg	28485 □	2,086.81 €	8,550 kg	28527 □	2,418.23 €	10,450 kg	28569 □	2,791.37 €
3,500	5,000 kg		28444 □	1,861.51 €	6,000 kg	28486 □	2,210.78 €	8,500 kg	28528 □	2,562.05 €	10,400 kg	28570 □	2,959.13 €
4,000	4,950 kg		28445 □	1,967.97 €	6,000 kg	28487 □	2,334.76 €	8,500 kg	28529 □	2,705.90 €	10,350 kg	28571 □	3,126.91 €
4,500	4,900 kg		28446 □	2,074.45 €	5,950 kg	28488 □	2,458.77 €	8,500 kg	28530 □	2,849.76 €	10,300 kg	28572 □	3,294.63 €
5,000	4,450 kg		28447 □	2,180.92 €	5,950 kg	28489 □	2,582.75 €	8,450 kg	28531 □	2,993.63 €	10,300 kg	28573 □	3,462.40 €
2,000	2 x 1,750		4,300 kg	28448 □	1,660.16 €	5,200 kg	28490 □	1,977.28 €	7,650 kg	28532 □	2,291.61 €	9,000 kg	28574 □
2,500		4,300 kg	28449 □	1,766.58 €	5,200 kg	28491 □	2,101.25 €	7,600 kg	28533 □	2,435.48 €	9,000 kg	28575 □	2,811.31 €
3,000		4,300 kg	28450 □	1,873.05 €	5,150 kg	28492 □	2,225.23 €	7,600 kg	28534 □	2,579.34 €	8,950 kg	28576 □	2,979.07 €
3,500		4,300 kg	28451 □	1,979.52 €	5,150 kg	28493 □	2,349.20 €	7,600 kg	28535 □	2,723.20 €	8,950 kg	28577 □	3,146.85 €
4,000		4,250 kg	28452 □	2,085.99 €	5,150 kg	28494 □	2,473.23 €	7,600 kg	28536 □	2,867.07 €	8,900 kg	28578 □	3,314.62 €
4,500		4,200 kg	28453 □	2,192.47 €	5,100 kg	28495 □	2,597.20 €	7,550 kg	28537 □	3,010.92 €	8,900 kg	28579 □	3,482.24 €
5,000		3,800 kg	28454 □	2,298.89 €	5,100 kg	28496 □	2,721.16 €	7,550 kg	28538 □	3,154.78 €	8,850 kg	28580 □	3,650.11 €
2,000		2 x 2,000	3,800 kg	28455 □	1,778.18 €	4,550 kg	28497 □	2,115.65 €	6,900 kg	28539 □	2,452.82 €	7,900 kg	28581 □
2,500	3,750 kg		28456 □	1,884.60 €	4,550 kg	28498 □	2,239.68 €	6,850 kg	28540 □	2,596.69 €	7,900 kg	28582 □	2,999.02 €
3,000	3,750 kg		28457 □	1,991.08 €	4,550 kg	28499 □	2,363.65 €	6,850 kg	28541 □	2,740.55 €	7,850 kg	28583 □	3,166.78 €
3,500	3,750 kg		28458 □	2,097.54 €	4,500 kg	28500 □	2,487.67 €	6,850 kg	28542 □	2,884.40 €	7,850 kg	28584 □	3,334.51 €
4,000	3,750 kg		28459 □	2,204.02 €	4,500 kg	28501 □	2,611.64 €	6,800 kg	28543 □	3,028.27 €	7,800 kg	28585 □	3,502.29 €
4,500	3,650 kg		28460 □	2,310.48 €	4,500 kg	28502 □	2,735.61 €	6,800 kg	28544 □	3,172.13 €	7,800 kg	28586 □	3,670.05 €
5,000	3,300 kg		28461 □	2,416.91 €	4,500 kg	28503 □	2,859.58 €	6,800 kg	28545 □	3,315.99 €	7,800 kg	28587 □	3,837.77 €



## K 6000 cantilever arms for column profiles IPE 180-220

inkl. fixture for pin


(1 = Cantilever arm length / 2 = The useful depth of the cantilever arm is reduced by approx. 50 mm when the plug-in pin is inserted)

### K 6000 cantilever arms inkl. fixture for pin

Profile	IPE 80			IPE 100			W 120			IPE 140			IPE 160		
Cantilever arm length mm	Load capacity kg	Art. No.	Price	Load capacity kg	Art. No.	Price	Load capacity kg	Art. No.	Price	Load capacity kg	Art. No.	Price	Load capacity kg	Art. No.	Price
750	775 kg	28600 □	61.55 €	1,275 kg	28606 □	72.74 €	1,625 kg	28612 □	85.15 €	1,950 kg	28618 □	103.67 €	2,300 kg	28624 □	119.03 €
1,000	575 kg	28601 □	72.44 €	950 kg	28607 □	87.04 €	1,200 kg	28613 □	103.32 €	1,475 kg	28619 □	125.86 €	1,725 kg	28625 □	146.20 €
1,250	475 kg	28602 □	83.28 €	750 kg	28608 □	101.33 €	975 kg	28614 □	121.47 €	1,175 kg	28620 □	148.03 €	1,375 kg	28626 □	173.36 €
1,500	350 kg	28603 □	94.16 €	600 kg	28609 □	115.63 €	800 kg	28615 □	139.70 €	950 kg	28621 □	170.22 €	1,150 kg	28627 □	200.53 €
1,750	300 kg	28604 □	108.30 €	550 kg	28610 □	133.24 €	650 kg	28616 □	166.34 €	800 kg	28622 □	197.68 €	950 kg	28628 □	227.70 €
2,000	250 kg	28605 □	119.14 €	450 kg	28611 □	147.52 €	600 kg	28617 □	184.51 €	700 kg	28623 □	219.87 €	850 kg	28629 □	254.86 €

### Pin for cantilever arms

Hot-dip galvanised	Effective depth 100 mm / Ø 16 mm		Effective depth 150 mm / Ø 16 mm		Effective depth 200 mm / Ø 16 mm	
	Art. No.	Price	Art. No.	Price	Art. No.	Price
	27610-100 □	3.67 €	27610-150 □	4.58 €	27610-200 □	5.50 €



## K 6000 cantilever arms for column profiles IPE 240-330

inkl. fixture for pin

(1 = Cantilever arm length / 2 = The useful depth of the cantilever arm is reduced by approx. 50 mm when the plug-in pin is inserted)

### K 6000 cantilever arms inkl. fixture for pin

Profile	IPE 80			IPE 100			W 120			IPE 140			IPE 160		
Cantilever arm length mm	Load capacity kg	Art. No.	Price	Load capacity kg	Art. No.	Price	Load capacity kg	Art. No.	Price	Load capacity kg	Art. No.	Price	Load capacity kg	Art. No.	Price
750	775 kg	28630 □	69.75 €	1,300 kg	28636 □	80.93 €	2,100 kg	28642 □	93.25 €	3,050 kg	28648 □	114.25 €	3,900 kg	28654 □	129.47 €
1,000	575 kg	28631 □	80.62 €	1,000 kg	28637 □	95.18 €	1,575 kg	28643 □	111.40 €	2,300 kg	28649 □	136.44 €	2,900 kg	28655 □	156.68 €
1,250	475 kg	28632 □	91.51 €	800 kg	28638 □	109.47 €	1,250 kg	28644 □	129.57 €	1,850 kg	28650 □	158.61 €	2,300 kg	28656 □	183.79 €
1,500	350 kg	28633 □	102.35 €	650 kg	28639 □	123.77 €	1,050 kg	28645 □	147.72 €	1,500 kg	28651 □	180.80 €	1,950 kg	28657 □	211.01 €
1,750	300 kg	28634 □	119.14 €	550 kg	28640 □	143.97 €	900 kg	28646 □	182.73 €	1,300 kg	28652 □	214.02 €	1,650 kg	28658 □	238.18 €
2,000	250 kg	28635 □	130.02 €	500 kg	28641 □	158.31 €	700 kg	28647 □	200.88 €	1,150 kg	28653 □	236.19 €	1,450 kg	28659 □	265.39 €

### Pin for cantilever arms

Hot-dip galvanised	Effective depth 100 mm / Ø 16 mm		Effective depth 150 mm / Ø 16 mm		Effective depth 200 mm / Ø 16 mm	
	Art. No.	Price	Art. No.	Price	Art. No.	Price
	27610-100 □	3.67 €	27610-150 □	4.58 €	27610-200 □	5.50 €



All prices without fitting. The tables show ordering examples. Other dimensions and versions on request.

□ Ready to dispatch in 5-6 weeks





**Horizontal connector for K 6000**

- incl. screws/nuts
- For connecting the cantilever arm columns
- Galvanised

2 pieces up to a rack height of 5,000 mm

for centre distance mm		
1,000	28661 □	57.13 €
1,250	28662 □	63.64 €
1,500	28663 □	70.14 €
1,750	28664 □	76.60 €
2,000	28665 □	83.12 €



**Cross braces for K 6000**

- incl. turnbuckles, screws/nuts
- Galvanised

Within the first 5 bays, 2 bays must be equipped with cross braces. Then the 6th bay, then every other 5th bay.


for axial dimension mm	Column height 2,000 / 2,500 mm	Column height 3,000 / 3,500 mm	Column height 4,000 / 5,000 mm
1,000	28670 □ 54.94 €	28675 □ 71.43 €	28680 □ 80.17 €
1,250	28671 □ 58.25 €	28676 □ 73.56 €	28681 □ 81.29 €
1,500	28672 □ 60.44 €	28677 □ 75.80 €	28682 □ 101.80 €
1,750	28673 □ 63.74 €	28678 □ 77.99 €	28683 □ 104.02 €
2,000	28674 □ 67.04 €	28679 □ 80.17 €	28684 □ 106.21 €

**Cantilever arm divider for K 3000 + K 6000**

- Stepless adjustable in depth
- Height 100-200 mm
- for cantilever arm and support bases
- Galvanised

for IPE 80-140			for IPE 160-330		
Arm divider height mm	Tubing 25x2 mm		Arm divider height mm	Tubing 50x2 mm	
100	28685-100 □	21.27 €	100	28686-100 □	28.24 €
150	28685-150 □	21.78 €	150	28686-150 □	29.25 €
200	28685-200 □	22.29 €	200	28686-200 □	30.33 €

Please specify the corresponding IPE when placing your order.




**Base rounding for cantilever arm column**


- Must be specified when ordering (order-related manufacturing)

One-sided	
28689 □	18.52 €

Double-sided	
28690 □	35.62 €

**Arm span on request**

- Bolted
- for the storage of pallets
- RAL 3000 fire red

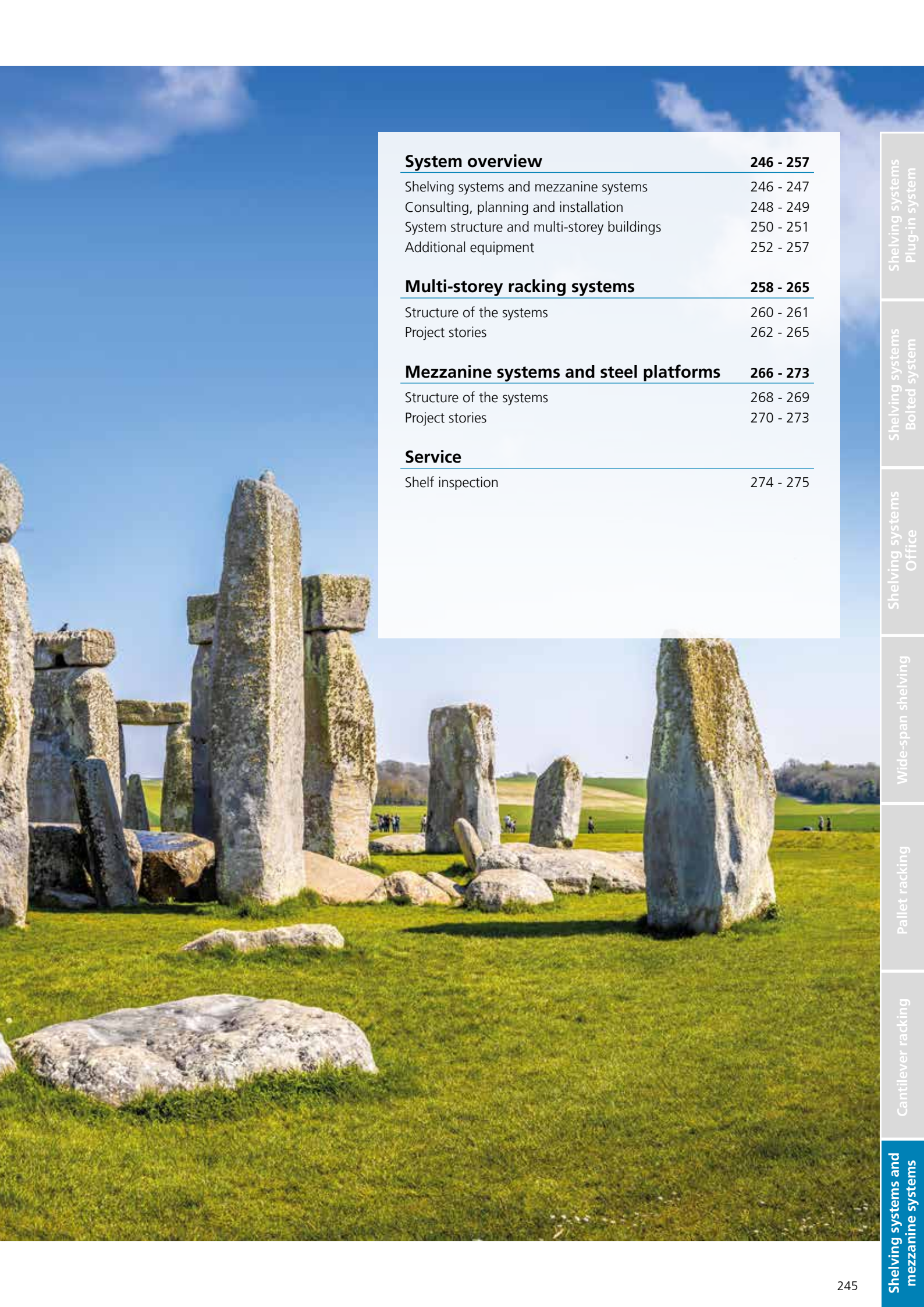


# » Shelving systems and mezzanine systems

– create space in spaces







**System overview** **246 - 257**

Shelving systems and mezzanine systems	246 - 247
Consulting, planning and installation	248 - 249
System structure and multi-storey buildings	250 - 251
Additional equipment	252 - 257

**Multi-storey racking systems** **258 - 265**

Structure of the systems	260 - 261
Project stories	262 - 265

**Mezzanine systems and steel platforms** **266 - 273**

Structure of the systems	268 - 269
Project stories	270 - 273

**Service**

Shelf inspection	274 - 275
------------------	-----------

Shelving systems  
Plus-H system

Shelving systems  
Bolted system

Shelving systems  
Office

Wide-span shelving

Pallet racking

Cantilever racking

Shelving systems and  
mezzanine systems



# » Shelving systems and mezzanine systems

## Strong, versatile, flexible

With racking systems and platforms from SCHULTE Lagertechnik, every centimetre of the storage room is used. They enable the optimum use of the total height of your storage space by multiplying the storage area and thus offer efficient solutions with optimal and economical use of space on different levels.

Whether as a shelving system, a mezzanine system or a steel mezzanine system – we are happy to advise you and find the right solution to allow you to make optimal use of your space.



## » Multi-storey shelving systems

### from plug-in system and steel construction elements

- Multiply your storage capacity
- efficient solution with optimal and economic use of space at different levels
- all advantages of the SCHULTE Lagertechnik plug-in system
- later increase can be taken into account in the planning
- up to 4-storey construction possible



Page 258- 265

Shelving systems  
Plug-in system

Shelving systems  
Bolted system

Shelving systems  
Office

## » Mezzanine systems and Steel platforms

### comprising modular system components

- Multiplication of the storage level with the same floor space
- ideal combination as picking and storage area
- an optimisation of the column grid ensures that the spans are tailored to requirements
- Can be completely disassembled and reused, allowing components to be adapted to new circumstances
- up to 4-storey construction possible



Page 266 - 273

Wide-span shelving

Pallet racking

Cantilever racking

Shelving systems and  
mezzanine systems



## » Consulting, planning & installation for inspiring solutions

The result of an efficient and innovative shelving system is obtained by optimal planning and individual advice. Your wishes are analysed by our experienced area sales managers and competent technicians. We can design an optimal solution for your stored goods and your existing premises with our versatile shelving systems. You will benefit from our decades of experience and state-of-the-art technology for planning and visualisation of shelving systems.



### Consultation

Get more out of your warehouse!

Scarce space, rapidly changing stored goods, time and cost pressure – the demands on modern warehouses are high. As a leading manufacturer of industrial shelving and an expert in warehouse logistics, we know these challenges first-hand. SCHULTE Lagertechnik therefore takes over the complete planning of your storage facilities for you, geared to short order picking routes and optimum storage capacities. In this way you maximise your storage utilisation level.

#### Benefits

- our area sales managers and technicians will advise you directly on site
- Detailed analysis of premises, logistical procedures and processes
- Identification of bottlenecks and potential for improvement

Shelving systems  
Plug-in system  
Shelving systems  
Bolted system  
Shelving systems  
Office  
Wide-span shelving  
Pallet racking  
Cantilever racking  
Shelving systems and  
mezzanine systems




## Planning

**We plan down to the smallest detail!**

You will receive competent support from idea to the creation of a CAD visualisation of your project. Benefit from our individual storage and logistics concepts for your industry-specific requirements.

### Benefits

- You will find out what potential for improvement your warehouse has
- You will be advised by experienced warehouse experts in all planning phases
- You receive a logistically optimised storage concept for your specific requirements, saving you time and money



Shelving systems  
Plug-in system

Shelving systems  
Bolted system

Shelving systems  
Office

## Assembly

**Safety and efficiency through professional assembly!**

Our fitters ensure that everything runs quickly and smoothly on the final steps to your carefully planned warehouse. This gives you the certainty of successfully completing your storage project. With assembly services from SCHULTE Lagertechnik you increase storage safety and meet insurance requirements.

### Benefits

- You can use your warehouse quickly and safely
- You ensure that your shelving system is installed correctly
- You avoid damage caused by assembly errors and meet insurance requirements



Wide-span shelving

Pallet racking

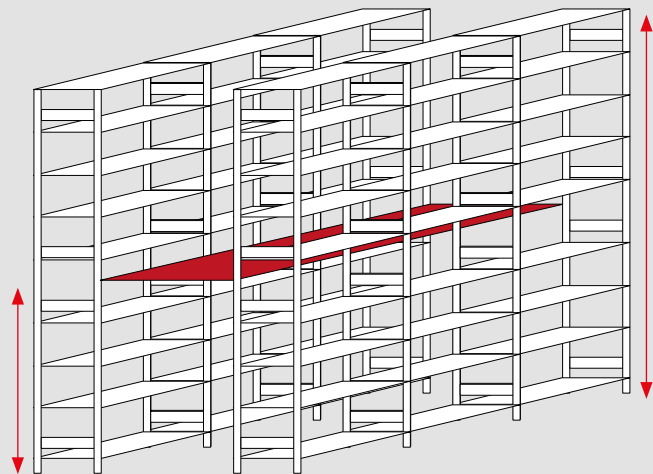
Cantilever racking

Shelving systems and  
mezzanine systems

## » System design and multilevel units

### Multi-storey shelf racking systems

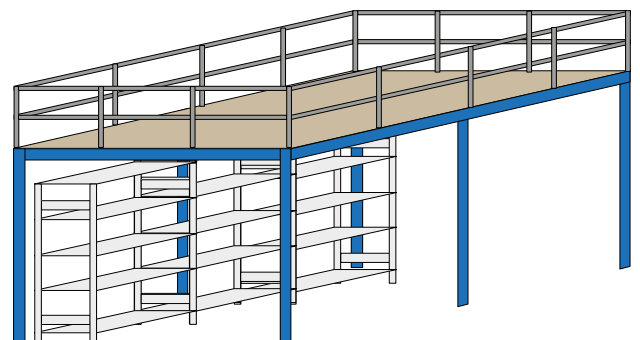
- Heights up to 13 metres
- Levels adjustable in 25 mm increments
- Shelf loads 85 kg, 150 kg, 250 kg and 330 kg (with beams, up to 410 kg possible)
- Shelf depths 300, 400, 500, 600 and 800 mm
- variable shelf widths: 750, 1,000, 1,300 and 1,500 mm



2-storey shelf racking system

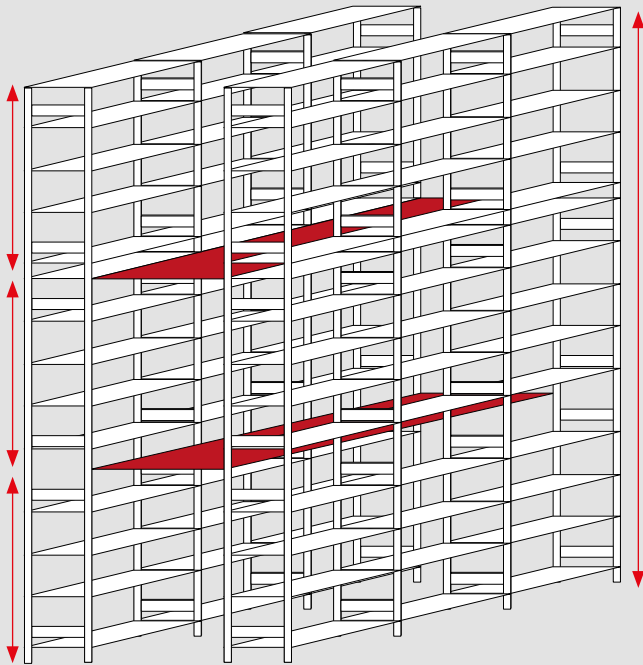
### Mezzanine systems and Steel platforms

- Column heights up to 12 metres
- Loads up to 2,000 kg/m<sup>2</sup>
- Column distances of up to 9 metres can be realised
- cold-rolled profiles

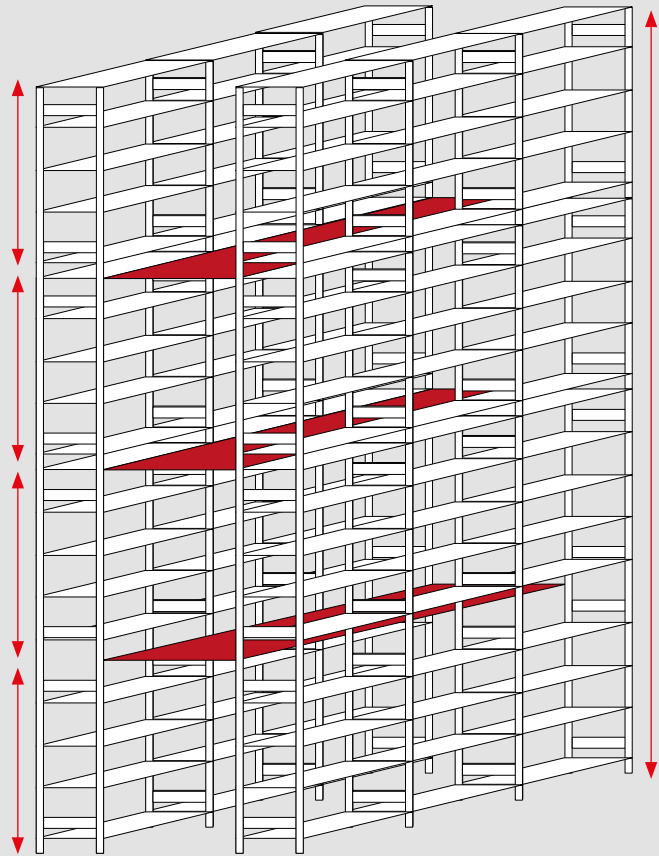


2-storey mezzanine system

Shelving systems Plug-in system  
 Shelving systems Bolted system  
 Shelving systems Office  
 Wide-span shelving  
 Pallet racking  
 Cantilever racking  
 Shelving systems and mezzanine systems



**3-storey shelf racking system**



**4-storey shelf racking system**



**3-storey mezzanine system**



**4-storey mezzanine system**

Shelving systems  
Plus-It system

Shelving systems  
Bolted system

Shelving systems  
Office

Wide-span shelving

Pallet racking

Cantilever racking

Shelving systems and  
mezzanine systems



Shelving systems  
Plug-in system

Shelving systems  
Bolted system

Shelving systems  
Office

Wide-span shelving

Pallet racking

Cantilever racking

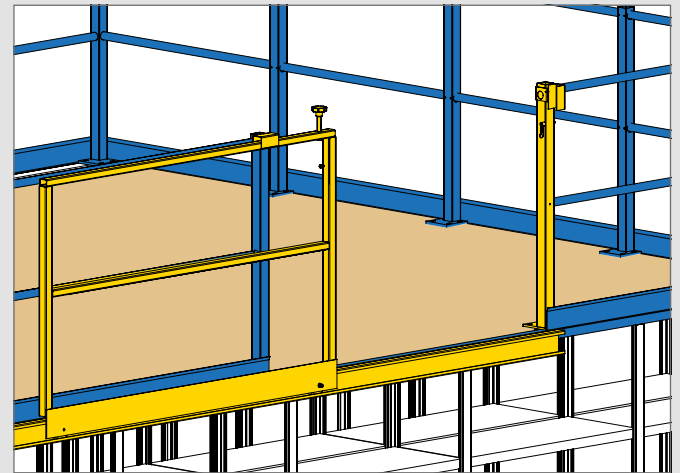
Shelving systems and  
mezzanine systems



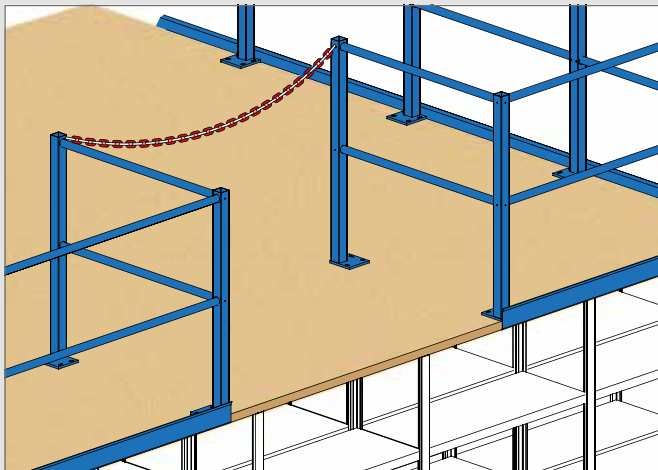
## Transfer stations

Convey goods safely up

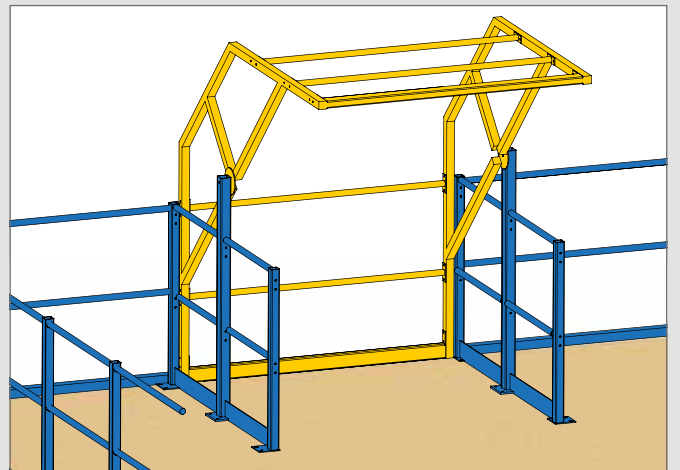
- For transfer and subsequent storage of pallets on the upper floors
- **Swivel locks** offer optimum personal protection during the transfer of stored goods. The railing is closed either at the front or the back.
- **Sliding doors** allow a fast and safe opening and closing of the loading area.
- **Pallet transfers** with red-white chain and a retracted transfer are among the solutions recommended by the trade association



Sliding doors



Pallet transfers with chain



Swivel locks

# Stairs

quickly get to any storey

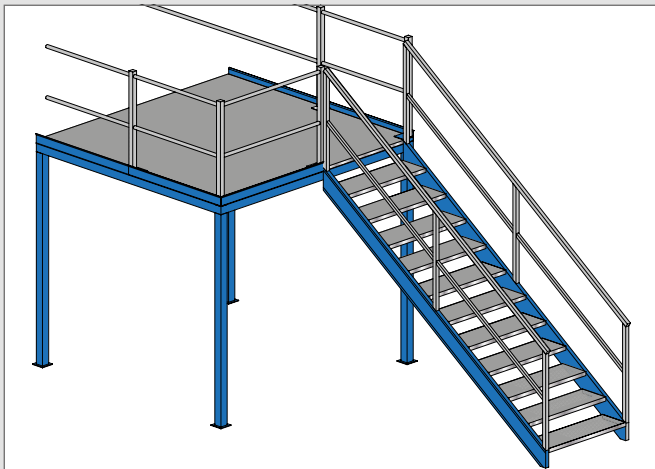
- safe and comfortable access to the upper floors
- **stable safety railing** powder-coated with hand and knee rail and unrolling edge
- **Cheek stairs**
  - with exit, intermediate or corner platform possible
  - with platforms for changing direction
- **Steps and cover made of gratings**
  - in different dimensions, loads and designs
  - galvanised



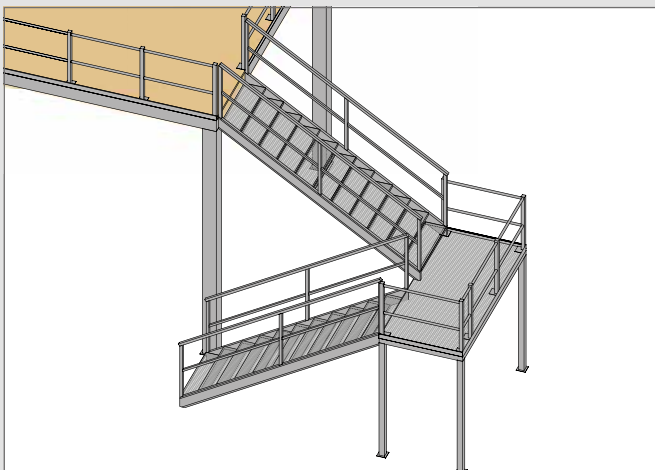
Shelving systems  
Plug-in system

Shelving systems  
Bolted system

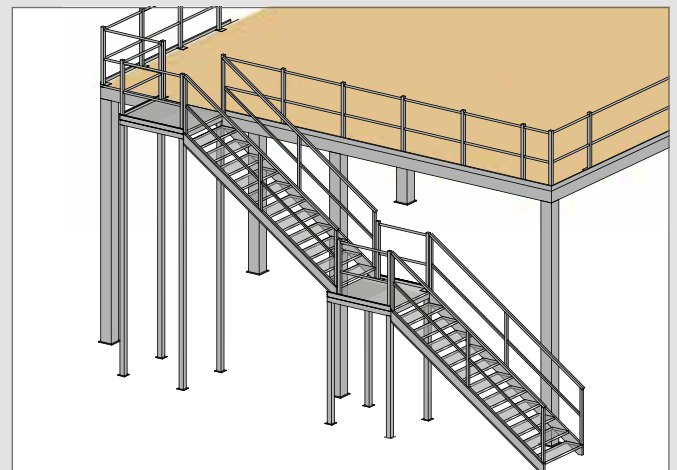
Shelving systems  
Office



Single flight straight stairs



Double flight staircases in opposite directions with turning platform



Double flight straight stairs with intermediate landing

Wide-span shelving

Pallet racking

Cantilever racking

Shelving systems and  
mezzanine systems

Shelving systems  
Plug-in system

Shelving systems  
Bolted system

Shelving systems  
Office

Wide-span shelving

Pallet racking

Cantilever racking

Shelving systems and  
mezzanine systems



## Railings & Handrails

high security and great optics

- stable design with handrail, knee rail and skirting board
- functional safety in an elegant look with glass and stainless steel
- Safety glass construction without supports for continuous transparency
- rounded handrails



Handrails



Stainless steel railing with glass



System railings



# Platform covers

## Chipboards and gratings

### Chipboards

- in different versions, e.g. 30 and 38 mm thick
- various decors of the upper side with or without anti-slip surface
- With standard and high level of compression
- Fire protection class B1 and B2 possible
- Wood and/or steel tongue and groove joint

### Gratings

- in different dimensions, loads, mesh sizes and designs
- necessary for fire protection reasons or for ventilation/smoke extraction
- for particularly high loads on the picking paths
- high light transmission



Shelving systems  
Plug-in system

Shelving systems  
Bolted system

Shelving systems  
Office



Raw



Underside  
White



Grating shelf  
in various  
models

Wide-span shelving

Pallet racking



Décor grey  
Antislip




"Stone"  
anti-slip surface



Uni-grey surface  
Antislip

Cantilever racking

Shelving systems and  
mezzanine systems



Shelving systems  
Plug-in system

Shelving systems  
Bolted system

Shelving systems  
Office

Wide-span shelving

Pallet racking

Cantilever racking

Shelving systems and  
mezzanine systems

## Lighting

through modern LED technology

- ideal lighting of the walking paths
- lighting system can be used flexibly
- energy-saving solutions possible through the use of motion detectors
- different light outputs and light colours possible
- LED tubes with lengths from 600 mm to 2,400 mm
- Series connection with up to 20 tubes possible
- quick and easy suspension by means of magnetic holders



## Load elevators

for professional use

- Load lifters and load elevators simplify the unmanned vertical transport of goods to the upper floors
- Lifting height up to 12 meters
- Load lifters transport up to 500 kg
- Load elevators with a load capacity of up to 3,000 kg
- extremely low-maintenance load elevators, thus avoiding unnecessarily long downtimes and maintenance costs



## Fence systems

for the separation of storage areas

- stable and flexible machine guards, storage and industrial walls
- quick and easy separation of storage areas
- to create night deliveries (see photo)
- available in different mesh sizes
- Standard finish: galvanised, RAL colours available on request



Shelving systems  
Plug-in system

Shelving systems  
Bolted system

Shelving systems  
Office

## Lockable areas

for the protection of your goods

- Lockable doors offer protection against unauthorised access to sensitive storage areas
- robust supports and stable doors
- Door hinge can be mounted taking into account the escape routes
- Swing doors in single and double design
- single or double-sided sliding doors
- Escape doors with reach-through protection possible



Wide-span shelving

Pallet racking

Cantilever racking

Shelving systems and  
mezzanine systems



# » Multi-storey shelving systems

Modular and compatible







With multi-storey shelving systems from SCHULTE Lagertechnik you can achieve a multiplication of your storage capacity. The efficient solutions lead to an optimal and economic use of space on different levels. Use all advantages of the SCHULTE Lagertechnik plug-in systems, including the optimum shelf heights due to the combination of the 25 mm edge of the **MULTIplus** shelves and the 25 mm increment perforation as well as the wide range of accessories.

On request, adding another storey to your warehouse can be taken into account in the planning. The construction method allows a multi-storey building format.

#### At a glance:

- simultaneous picking on several levels enables faster order processing
- Heights up to 13 metres
- all advantages of the SCHULTE storage technology plug-in system can be used
- Levels adjustable in 25 mm increments
- Shelf loads 85 kg, 150 kg, 250 kg and 330 kg (with beams, up to 410 kg possible)
- Shelf depths 300, 400, 500, 600 and 800 mm
- variable shelf widths: 750, 1,000, 1,300 and 1,500 mm
- multi-storey construction (2, 3 or 4 storeys)
- galvanised or plastic powder-coated





# Multi-storey shelving systems

Shelving systems



## » Using rooms cleverly

Combinations of shelving systems and steel construction



## MULTIplus shelves

- Shelf loads 85, 150, 250 and 330 kg (gradable up to 410 kg)
- Levels adjustable in 25 mm increments
- **MULTIplus** shelves with 25 or 40 mm edge height
- variable shelf widths: 750, 1,000, 1,300 mm
- unique flexibility of height adjustment and thereby highest possible utilisation of the shelf volume



Shelving systems  
Plug-in system

Shelving systems  
Bolted system

## MULTIplus T-section frame

- T-profile frame one-piece up to 7,500 mm height
- Levels adjustable in 25 mm increments
- can be combined with solid sheet metal, perforated sheet metal, wire mesh side walls
- Shelf depths of 300, 400, 500, 600 and 800 mm, as double rack also depths up to 1,600 mm possible



Shelving systems  
Office


## Surfaces in a diverse range

A large selection of colours allows company colours to be incorporated into the warehouse or shop floor. Additional colours on request.

### T-profile upright variations:



### Shelf variations:



Wide-span shelving

Pallet racking

## SPRINKLERplus Fire safety shelves

for shelving systems with special requirements

- Shelf load up to 100 kg
- with 40 mm edge height
- the shelf complies with VdS guideline CEA4001: at least 50% of the total area as open area
- galvanised or powder coated
- water permeable - for use with sprinkler systems
- air permeable for better air circulation and translucent for a higher light yield



Cantilever racking

Shelving systems and  
mezzanine systems

Available from 500 pieces per type.



## » Compact appearance in the Corporate design

The thing is actually clear: the larger a warehouse, the more room to grow. But what if the space is exhausted? Then it says: Optimise processes and increase the efficiency of procedures. This is what happened for our customer "Turbo-Mot" in its special workshop for turbochargers.

Reconditioned turbochargers are in demand. Cause for celebration for the East Westphalia-based company Turbo-Mot. But also for growing pains, as their storage system simply could not cope with annual volumes of 7,500 turbochargers. The situation resulted in bottlenecks both in the warehouse and in work processes.

Together with the customer, SCHULTE Lagertechnik developed a solution that implied both an optimal use of the existing storage space and an attractive appearance of the racking system. With the establishment of a new, two-storey storage block, over a surface area

of 110 m<sup>2</sup>, space for growth was created again. The storage area was increased to 700m<sup>2</sup> with this concept. From goods receipt to collection, everything was integrated into two separate shelving systems, some of which was dust-proof. Walking distances were reduced, the workstations moved directly to the warehouse and the employees have everything ready to hand faster than before.

The new arrangement also sends out a signal to customers, as they see that order and cleanliness matter. As a special highlight, the complete system was also equipped with solid sheet metal rear walls and side walls in the company's corporate colours. This has resulted in a "red box" that offers employees a modern working environment. For the company Turbo-Mot GmbH this is an important argument in the acquisition of new Employees and trainees... because that makes an impression.





### At a glance



### Requirements

- » Increase of the storage capacity in the existing storage areas

### Scope of work

- » Consulting, planning, delivery and assembly

### Object data

- » Organisation system by means of dividers, scanner rails, etc. and side parts as well as frames in corporate colour
- » approx. 1,100 **MULTIplus150** and **MULTIplus250** shelves

### Special features

- » 2-storey facility in the corporate colour red with white surrounding edge

### Benefits

- » Greater storage capacity and faster order processing through centralisation of the plant







## » Plenty of room on three floors!

The LHD Group Deutschland GmbH equips people from a wide variety of professions with suitable clothing and in some cases also equipment. One of the core segments is the Fire sector. Under the brand name LION, the Wesseling-based specialist develops and manufactures personal protective equipment and daytime service clothing for fire brigades worldwide. It is obvious that comprehensive security know-how is required here.

In 2018, LHD decided to relocate its international headquarters to Wesseling, where it will also merge the previous warehouses in Osnabrück and Zwenkau into one central warehouse.

It was a particular challenge to implement the project in a relatively short time. First of all, various legal hurdles had to be overcome with regard to statics, safety and fire protection. On the basis of comprehensive project experience, SCHULTE was able to contribute to solutions that cleared all the hurdles to obtaining building permission.

In the planning of the entire plant, it was then important to create a warehouse that initially offers sufficient space for almost 500,000 individual items (buttons, trousers, shirts, protective suits, shoes, helmets, etc.). But not only that. Of course, the entire goods handling was also to be optimised.

As a result, SCHULTE Lagertechnik proposed two shelf racking systems for the two LHD warehouses. Two three-storey MULTIplus shelving systems have been built on hall area of around 2,750m<sup>2</sup>. They have 8,180 shelves for flat merchandise and clothes rails with a total length of 2,028 m for hanging garments.

It was important to structure the entire warehouse as cleverly as possible in order to be able to store and retrieve goods more quickly and shorten delivery times for customers. To accelerate the flow of goods, SCHULTE project engineers have created simple and short goods routes. If new goods







come in, they are transported to the plants by forklift truck. If it has to go to the upper two floors, the forklift truck raises the goods and transfers them via a tilting sluice. The goods no longer have to be carried upwards by hand.

The individual shelf bays and corridors are arranged in such a way that paths can be run in S-line form during order picking. This also saves time and relieves the burden on LHD employees\*. In order to easily transport the picked goods to the ground floor and to the dispatch area, the system is equipped with a goods lift. This is also a clever SCHULTE idea.

The assembly of the system was exciting. Because the goods had to be moved quickly, not much set-up time was available. Over a period of 12 weeks the SCHULTE fitters worked at full speed on the realisation of this major project, in which ultimately more than 200 t of material were used. Every day SCHULTE trucks brought new material which had to be pre-assembled, stored and finally assembled on site. After completion of the first system, LHD started to put away the goods. Parallel to this, SCHULTE installed the second shelving system. This was ultimately only possible through close coordination and good communication.

### At a glance



#### Requirements

- » Implementation of a shelving solution for a new central warehouse
- » Creation of storage space for almost 500,000 individual articles for horizontally flat-packed and vertically hanging goods
- » fast, ergonomic storage and retrieval of goods with short picking routes

#### Scope of work

- » Consulting, planning, delivery and assembly

#### Object data

- » three-storey MULTIplus shelving systems on a surface area of 2,750 m<sup>2</sup> and a height of 7.50 m
- » 8,180 shelf compartments (flat-packed goods)
- » 2,028 m clothes rails (hanging goods)
- » Integration of steel and portal construction
- » Goods transfer takes place via tilting sluices
- » Integration of an elevator system

#### Special features

- » Strict building regulations (statics, safety, fire protection)
- » Installation of the second installation during running operations

#### Benefits

- » central storage of the entire LHD goods portfolio
- » high clarity, quick location
- » fast delivery, shorter delivery times, higher customer satisfaction





# » Mezzanine systems and Steel platforms

modular, expandable, strong







With the mezzanine systems and steel platforms from SCHULTE Lagertechnik you can achieve a multiplication of the storage level with the same floor space. At the same time you are able to use them as picking and storage space.

An optimisation of the column grids ensures that the spans are tailored to requirements. The mezzanine systems are also reusable. They can be dismantled and reassembled at another location and can be adapted to new circumstances. The construction method allows a conversion up to 4 storeys.

#### At a glance:

- Column heights up to 12 metres
- Loads up to 2,000 kg/m<sup>2</sup>
- Column distances of up to 9 metres can be realised
- cold-rolled profiles
- multi-storey construction possible (2, 3 or 4 storeys)
- galvanised or plastic powder coated




## » Storage platforms


modular, expandable, resilient



Main beams



Secondary beams



Supports

## » Mezzanine systems


made from cold-rolled profiles either powder-coated or galvanised

- Main and secondary beams made of cold-rolled sections
- Platform profiles with system perforation
- Loads from 250 kg/m<sup>2</sup> up to 2,000 kg/m<sup>2</sup> possible
- Column heights up to 12 metres
- Column distances of up to 9 metres can be realised
- different platform coverings possible (chipboards, gratings, etc.)
- Standard surfaces: galvanised and powder-coated RAL 5010 gentian blue, RAL 7035 light grey, RAL 1007 daffodil yellow, RAL 7016 anthracite grey, other colours on request



### Surfaces

A large selection of colours allows company colours to be incorporated into the warehouse or shop floor. Additional colours on request.




### Crash protection

When using industrial trucks under the system platform, it should be protected with a ram protection solution.



Shelving systems Plug-in system  
Shelving systems Bolted system  
Shelving systems Office  
Wide-span shelving  
Pallet racking  
Cantilever racking  
Shelving systems and mezzanine systems





Shelving systems  
Plug-in system

Shelving systems  
Bolted system

Shelving systems  
Office

Wide-span shelving

## » Steel platforms

Made-to-measure and robust

- individually tailored according to customer requirements
- numerous accessories and equipment variants
- Adaptation of the load-bearing capacity by different dimensioning of the steel girders as well as different platform covers, e.g. chipboards or galvanised gratings
- hot or cold rolled design selectable
- Standard colour blue, other colours on request



Pallet racking

Cantilever racking

Shelving systems and  
mezzanine systems





## » Safe and compact System platform in cube construction

In business-to-business, after-sales service is becoming increasingly important. When a company grows, the requirements increase. Especially those who are active on world markets must adapt their own processes to the constantly changing framework conditions.

This challenge was also faced by an apparatus and plant manufacturer in the field of environmental technology. The medium-sized company wants to score points with customers with excellent services and thus lay the foundation for long-term partnerships. To this end, all after-sales services should come from a single source, including short distances and fast response times.

The plant manufacturer has redesigned its warehouse so that it can quickly supply all customers around the globe with spare parts. The goals were to create more space for more parts, to realise faster processes and to keep the possibility open to react flexibly to new situations.

During the on-site needs analysis, a warehouse based on mezzanine systems, shelving and pallet racks was

quickly identified as the ideal solution. Thanks to a three-storey construction method, the room height of the existing hall can now be fully utilised. The load capacity of the platform is 1,000 kg per square metre. The compact cube, with a floor area of 264 m<sup>2</sup>, offers storage space on 764 m<sup>2</sup>, which means a tripling of the storage area. Large storage reserves could be created already during the first expansion stage achieved due to the additional space gained.

In the cube, all parts are found in one place in a very small space. Two stairways and transfer stations with self-closing swivel gates make it easier for employees to quickly find the required articles. Long routes are no longer necessary for the fast-movers: They are stored ready to hand on the ground floor.

For the storage of the small parts 1,700 **MULTIplus250** shelves were used. In the plug-in system, they enable a quick reaction if the requirements change. The customer was free to choose the colour: The steel parts are finished in RAL 7035 light grey, the chipboards panels are provided with the anti-slip surface "Stone", whereby the underside in the storeys is





white, which increases the light yield. To protect the stock items from unauthorised access, the ground level is completely enclosed by mesh-wire partitioning. Access is only possible through a two-metre wide sliding gate, which is secured by an access control system.

With the individual solution based on the compact mezzanine system, the plant manufacturer was able to compress its available storage space and create an expandable, future-proof storage solution. It is the basis and prerequisite for efficient spare parts delivery and perfect all-round service all over the world.



### At a glance



#### Requirements

- » Utilisation of the room height through three-storey construction and thus tripling of the storage area

#### Scope of work

- » Consulting, planning, delivery and assembly

#### Object data

- » two-storey mezzanine system with a load capacity of 1,000 kg/m<sup>2</sup>
- » 2 staircases and transfer stations with self-closing swivel doors
- » approx. 1,700 MULTIplus250 shelves

#### Special features

- » Ground floor completely enclosed by with grate partitions; access through 2,000 mm wide sliding gate

#### Benefits

- » Access control on the ground floor
- » enormous storage space compression due to 3 levels and compact cube design





## » Storage and presentation in unique ambiance

The modern shop concept allows stationary B-to-B commerce to achieve growth. Proof of this comes from the production supply dealers, Coenen, who, together with SCHULTE Lagertechnik completely redesigned their sales space in Neuss and increased its sales area to 1300 m<sup>2</sup>.

Since then, not only can all all articles be stocked here in sufficient quantities, it has been possible to create a strong buying incentive for the customers thanks to the type of goods presentation. The central design element of this is the mezzanine system by SCHULTE Lagertechnik. Using a modular principle, a U-shaped gallery has been built along the wall in the Coenen building; thus creating additional exhibition space. With a special construction the railings are completely made of glass and stainless steel without any supports. Because the guardrails are see-through, it is possible to look up from below into upper storey and view the articles presented there. The result is a modern, day-

light-flooded salesroom with a high-quality industrial design made of steel and glass, which picks up the trend of the time and optimally stages the goods on offer.

The new shop is a sales outlet and a showroom in one, and presents the Coenen product range in the best light. The shop thus reflects the identity of the company and plays an important role in company strategy.

For the modern architectural design, the mezzanine system was selected as the central design element for the shop, after consultation with SCHULTE Lagertechnik. The unusual concept not only achieved an additional exhibition area of 331 m<sup>2</sup>, but also, thanks to the custom-made design, achieved the balancing act between functionality and upmarket industrial design.





### At a glance



#### Requirements

- » efficient use of space and enlargement of the sales and storage areas
- » Visibility of the upper storage level for the new health and safety exhibition

#### Scope of work

- » Consulting, planning, delivery and assembly

#### Object data

- » Mezzanine system from SCHULTE Lagertechnik with 1,200 kg load capacity per square metre and large spans meaning few supports required on the lower level

#### Special features

- » All-glass railing without supports, sophisticated design through stainless steel handrails
- » spacious staircases with solid oak steps

#### Benefits

- » Enlargement of the sales and storage area by 331 m<sup>2</sup>
- » sales-promoting ambience through sophisticated design in an industrial look





# » Safety comes first

Storage facilities in Germany must be inspected annually for their operational safety. SCHULTE Lagertechnik supports its customers with association-approved shelf inspectors.



Logistic cycles come into contact here. Goods come in and go out, they are packaged and stored. There is hardly any other place in the company where it is smooth processes are so important in the midst of so much urgency as in warehouses. Safety is of the upmost priority in places where many work processes intersect; where people work or where high-quality or sensitive goods are moved. This touches on issues of responsibility towards employees, the environment and company values.

This safety is promoted by the European standard DIN EN 15635 and industrial safety regulations as well as the German statutory accident insurance association) regulation 108-007 (BGR 234) by warehouse operators in Germany. They stipulate an annual inspection of the warehouse facilities by a certified specialist. This is intended to help to identify damage, prevent interruptions to work processes and and work accidents as well uphold values. This is of benefit to all concerned.

## We build warehouses and inspect them

We know all about shelving systems and the warehouses of our customers. That's why it makes sense for us to take on the task of storage inspections. SCHULTE Lagertechnik employees have been trained by the Germany association for storage technology on "approved racking inspectors". If required, you can request that they come to you and put your warehouse under a microscope.

The inspection is carried out during operations as a visual check. Interruptions to processes are thus reduced to a minimum. The objective is to ensure compliance with the regulations on safety measures, shelving components and loading. It is important that safety regulations in accordance with DGUV rule 108-007 (BGR 234) and DIN EN 15635 are observed. The shelving is inspected for visual damages, deformation or missing parts.

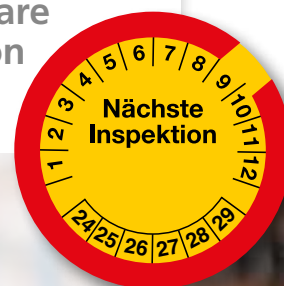
## Results without bureaucratic complexity

If damages are identified, our inspectors mark them directly on site and provide recommendations on how to restore the equipment to a safe condition. Initial results can be discussed on site immediately.

A standardised inspection report allows the SCHULTE Lagertechnik racking inspectors to systematically work through the inspection criteria and ensures that all criteria are checked. A detailed inspection report is then based on this and is provided to the warehouse operator along with an inspection sticker as proof of the inspection.

### Shelving systems made of steel that are subject to inspection

- Shelving systems
- Pallet racking
- Cantilever racking
- Drive-in racks
- Drive-through racks
- Flow racks
- multi-storey systems





**On the following you can find explanations of the technical terms from storage technology and metal metalworking.**

## Load capacity labels

Load capacity labels are included with the assembly and operating instructions for every delivery.

## Sheet metal storage racks

Standard sheet metal can be stored vertically in sheet metal storage racks. A steel roller, the width of the rack, ensures the sheet metal can be pushed in and pulled out easily.

## Office shelving

Office shelving is used in archive systems to store files and folders. Both plug-in and bolted systems are used.

## Double racks

Two double racks arranged back-to-back.

In cases of double-sided use, cross braces are used for bracing (example: page 36).

When using the full depth of the shelving unit, the shelves are braced with face beams (example: page 38).

## Clinching (toxing)

Clinching is an environmentally friendly process to produce positive-fitting and friction-locked connections for sheet metal. It replaces the welding process.

### Production process:

The clinching tool comprises a mould stamp and a matrix. The steel sheets are pressed into the matrix by the stamp in a similar process to thermoforming during plastic deformation. The special design of the matrix creates a shape similar to a press-stud and produces a positive-fitting and friction-locked connection for the sheet metal.

## Levels

The storage spaces that are situated one above the other is called a level.

## Corner angle

Corner angles are used to stabilise and stiffen shelving systems in the screw system in depth and width direction (see pages 120, 133).

## Single shelving rows, single-sided use

A shelving unit with single storage space depth – single-sided use or access. Single shelving rows are braced with cross braces as a minimum. Most frequent application: Rows of shelves that are set up in front of a wall.

## Single shelving rows, double-sided use

A shelving unit with multiple storage depth space – two-sided use or access. Generally single-shelving rows, that are used from both sides are braced using face beams. This ensures free accessibility to the stocked items.

Most frequent application: Rows of shelves that are freely positioned in the room.

## Shelving systems

For shelving systems, storage takes place on shelves on several levels per bay. Operations here are carried out by hand. Shelving systems are also used in multi-storey shelving systems.

## Shelf load

The shelf load describes the load capacity of the individual shelf / storage level. The load must be uniformly distributed on the shelf (also see bay load).

## Threaded rod shelving unit

This system has been designed for the storage of loose documents, files and forms Dieses System. The threaded rods used prevents items falling out and offer help in organising your documents. Optimal for ongoing operations and quick access during daily business of public authorities, law courts, agencies, law firms, doctors offices etc.

## Bay load

The bay load is the maximum load capacity of a shelf bay and depends on a combination of the frame used and the levels. The total of the bay load is not permitted to exceed the specified bay load (also see shelf load).

## Hot-dip galvanised

Hot-dip galvanization is the finishing process of coating steel parts with a solid, metallic layer of zinc by immersing the pre-treated metal part in a bath of molten zinc at a temperature of around 450 °C.

## GS symbol

The "Geprüfte Sicherheit" ("Tested Safety") (GS symbol) indicates that the equipment meets the standards of the GPSG, (the German device and product safety directive). These are specified, for example, in German trade associations' accident regulations, DIN- and EN standards and other generally recognised good engineering practices. The GS test procedure ensures that the product complies with the requirements of the GPSG.

## Beams

In pallet racking, pallets are stored in the racks on a front and a rear support (beams), which together form the storage level. Different strengths and load capacities are used to adapt them to the storage item or the weight of the pallets. To form closed storage levels (e.g. to allow goods to be stored without pallets in picking areas), optional supports made of steel or wood can be supplied.

## IPE profile

IPE moulded steel supports are hot-rolled, stable steel supports with a medium, I-profile with a parallel internal surface flange (in accordance with DIN 1025 part 5). Individual sizes allow mean they can be adapted to the required load capacities and the requirements. They are used to construct SCHULTE Lagertechnik mezzanines and cantilever racks.

## Automotive racking

Automotive racking is specifically designed to suit the requirements of the automotive industry. It is based on the plug-in shelving system. Special tyre crossbeams beams protect tyres

## Cantilever arm

A cantilever arm is an extension arm attached to the uprights to pick up the stored goods (e.g. long goods such as stacked, pipes, etc.). Depending on the type of shelf, the cantilever arm is either firmly welded to the upright or bolted to the upright (and is therefore adjustable in height).

### Cantilever racking

Cantilever racking is made up of vertical columns and the cantilever arms are attached to these. This type of shelving construction is suited for storing long items (for example pipes, bundles of rods, pieces of wood or iron beams).

### Assembly and operation instructions

Assembly and operation instructions are enclosed with every delivery. They are also available to download from the [www.schulte-lagertechnik.de](http://www.schulte-lagertechnik.de) homepage.

### Pallet racking

Goods on pallets or in pallet cages are the main items stored on pallet racking. Pallet racking is normally loaded and unloaded by stacking cranes.

### Hanging file folder shelving unit

The application area for this special shelving unit is the storage of hanging files and pockets from both Elba / Leitz and Zippel systems. These are particularly used for archiving by authorities, hospitals, law firms etc. Hanging files for loose leaf storage of individual files can be suspended and hanging folders for files storage of collected files.

### Powder coating

Powder coating is a coating process in which typically electrically conductive materials are coated with free-flowing powder. Thereby the powder is electrostatically sprayed on the surface to be coated and then fired in an oven. The burning process melts the powder and the curing process begins. When the curing has been completed, a permanent adhesion is achieved (purely mechanical fusing). It is possible to adjust the properties specifically such as e.g. density, degree of curing, chemical resistance after consultation with the coating manufacturer.

### Frames

Two or several uprights, connected vertically with bracing elements (e.g. side elements) and which normally extend the entire depth of the shelving unit.

### RAL quality seal

Products and services with the RAL quality seal are tested according to high standards of quality by the Gütegemeinschaft Lager- and Betriebseinrichtungen e. V. (German association of storage and associated equipment manufacturers).

The quality and test specifications are manufacturer-neutral and freely accessible. They are a reliable guarantee for consistently high product and service quality.

### Bolted system

As opposed to the plug-in system, the shelves are bolted to angle profiles. Corner angles are used in the bolted system for bracing (also see corner angles).

The shelves can be adjusted at increments of 25 mm on the angle profiles. The use of shelves with a 25-mm edge height achieves optimal utilisation of the height of the shelving.

### Galvanised using the Sendzimir process

A special process to produce a robust surface on the material. Metal strips go through a galvanising bath. The metal strips can be formed and processed with this surface, without the coating cracking or becoming damaged.

### Plug-in system

The plug-in system comprises T-profile frames and shelves. The shelves are hung on the T-profile frames using shelf supports. The shelves can be removed without tools and can be individually adjusted to the stored items by means of the height grid.

The shelves can be adjusted at increments of 25 mm on the T-profile frames. The use of shelves with a 25-mm edge height achieves optimal utilisation of the height of the shelving.

### Mezzanine system

The mezzanine system is a modular system, comprising uprights and main and secondary beams, to expand storage area in a multi-storey construction.

### Panel racking

Panel racking serves for clearly arranged storage of panels and panel cut-offs of various materials and sizes. The open type of construction guarantees fast access.

### Toxing

see *clinch*

### T-profile frames

The uprights in the SCHULTE Lagertechnik plug-in system comprise side elements and T-profiles. The special edging of the T-profiles provides particularly high stability and load-bearing capacity (see pages 80-83).

### Environmental shelving

Environmental shelving is for storing water-contaminating substances. The shelving units are fitted with the corresponding spill containment trays, which accord to the declaration of compliance in accordance with the Germany building regulation list A part 1, DIBt, Berlin.

### Wide-span shelving

Wide-span shelving is used for the vertical storage of long and bulky stored goods. The wide-span shelving systems from SCHULTE Lagertechnik allow widths of up to 2500 mm.

#### Note

Subject to technical modifications and error.  
All prices are plus statutory VAT, ex works, without assembly.  
Our general terms and conditions apply.

# Keywords glossary

Shelving systems  
Plug-in system

<b>A</b>	
Adapter for pallet rack uprights	206
Aluminium shelf ladders	112 - 115
Aluminium shelves	72 - 73
Angle profiles for Z1	185
Angle profiles for bolted system	131
Arm bridge for cantilever racking	243
Automotive racking	60 - 67

Shelving systems  
Bolted system

<b>B</b>	
Base plate for T-profile	85
Base rounding for cantilever stand (K 6000)	241
Beams for pallet racking	205
Beams for W 100	189
Beams for Z1	185
Bearing plate for pallet racking	206
Beverage crate shelf	54
Blockroll System (cable drum shelf)	221
Bolt anchor for plug-in system	85
Bolt anchor for wide-span shelf W 100	189
Bolted system	116 - 135
Bolted system – complete shelving units	124 - 127
Bookends	158
Bulk goods bar for plug-in system	90
Bulk goods trays	99
Bulk goods trays shelf	53

Shelving systems  
Office

<b>C</b>	
Cable drum shelf	220 - 221
Can holder for environmental shelving	217
Cantilever arms	232, 240
Cantilever racking	224 - 243
Cantilever dividers	235, 243
Car parts storage	60 - 65
Central stopper	157
Centring plate for pallet racking	209
Chipboards decking for pallet racking	209
Clamping foot single	85
Clamping foot double	85
Combination shelving	51
Complete pallet racking	198 - 199
Complete shelving units Office shelving units plug-in system	146 - 147
Complete shelving units Office shelving units bolted system	150 - 151
Complete shelving units Cantilever racking	227, 229, 235
Complete shelving units Pallet racking	198 - 199
Complete shelving units Bolted system	124 - 127
Complete shelving units Plug-in system	23 - 43
Complete modules for small parts storage	46 - 47
Container tray	69
Connection plate	88
Container supports for pallet shelving	212
Container shelf sets / Plug-in system	64
Containment tray	69 - 71, 98
Contents	3
Coupling piece for 2 T-profiles	89
Coupling piece for 4 T-profiles	89
Crash protection	207
Crossbeams for Z1 wide-span shelving	185
Cross brace for cantilever racking	23, 243
Cross brace for plug-in system	21, 86
Clothes rail	101
Corner angles	133, 155
Corner shelving for plug-in system	38 - 39
Corner connection clamp	73
Cover cap	85

Wide-span shelving

Pallet racking

Cantilever racking

Shelving systems and  
mezzanine systems

<b>D</b>	
Depths* for wide-span shelving W 100	189
Diagonal brace	86, 155
Dividing sets for drawer units	106 - 107
Dividers for bulk material trough	99
Divider guides	100
Divider shelving containers	110
Dividing tube	52
Double clamping foot	85
Double shelving with cross braces	34 - 35
Double shelving with face beams	36 - 37
Double Kanban shelving Rack	49
Double shelf connector	88
Double door cabinet	55
Drawer shelving	52
Drawer unit	104 - 105
Drum support for environmental shelving	216
Drum pellets	191
Drum shelves	216 - 217

<b>E</b>	
End wall border	100, 158
Environmental shelving / pallet racking	216 - 217
Environmental shelving / plug-in system	68 - 71
Environmental shelving / wide-span shelving	190-191
Euro stacking crates	111
EXPRESSline	40

<b>F</b>	
Face beams	87
Filling strips	88
Fire safety shelves SPRINKLERplus	261
Flat belts	133
Front flap for picking containers	109

<b>G</b>	
Garage shelving set	62
Garment wardrobe shelving	55
Glossary	276 - 277
Ground anchor for pallet racking	206

<b>H</b>	
Hanging file extension	159
Hanging rail for S-hook	73
Hexagon bolts	89, 133
Hook for perforated wall	96
Hot-dip galvanised pallet racks	223
Horizontal connector for cantilever racking	235, 243

<b>I</b>	
Increasing the height of the frames for pallet racking	206
Intermediate holder for light metal pipe	115

<b>K</b>	
Kanban shelving	48 - 49

<b>L</b>	
Labels (magnetic)	103
Labels for Euro stacking crates	111
Label for open-fronted storage bins	109
Label for shelving containers	110
Ladders	112 - 115
Large compartment wheel racking	65
List of part numbers	278
Load plate	103, 215
Locking bar for oil storage	98
Longitudinal support for pallet racking	212
Light metal pipe	115

<b>M</b>	
Magnetic signs	103
Mezzanine systems	246 - 257
Mounting accessories for plug-in system	84 - 89
Mount with end stop	115
MULTIplus shelves	78 - 79, 128, 154, 234
MULTIplus set	41

<b>O</b>	
Office shelving	128 - 159
Office shelving – additional shelves	154
Oddment racks	218

<b>P</b>	
Packing table Z1	183
Pallet drum racks	216 - 217
Pallet racking	192 - 221
Panel racking	218
Partition grids for wire basket	53, 98
Partitioning sets for drawer units	106 - 107
Perforated plate side walls for plug-in system	96
Perforated rear panels for plug-in system	96
Perforated plate side panels for plug-in system	97
Picking containers	109
Plastic foot	133
Plastic hammer	88, 184
Plinth panel for plug-in system	90
Profile clamp	88
Profile storage rack	219
Plug-in wire mesh	93
Plug-in system sets	41, 56 - 57, 62
Pin for cantilever arm	232
Plug-in system	16 - 115



Plug-in system – complete shelving units	23 - 41
Plug-in dividers for bolted system	135
Plug-in dividers for the plug-in system	91
Plug-in dividers freestanding for plug-in system	91
Push through protection for pallet rack	211
Pull-out shelf	101, 158

## R

Rail system for shelving ladders	115
Rear wall (solid metal) for plug-in system	94
Rear wall (wire mesh) for plug-in system	95
Reinforcing bearer	79
Ribbed rubber for drawer unit	105
Roller bars for supply shelving	51

## S

Self-tapping screw	85
Separating arms for profile storage rack	219
Separators for slotted compartments	106
Shelves MULTIpIus	78 - 79, 128 - 129
Shelf support for plug-in system	85, 157
Shelf dividers	92, 134, 158
Shelf divider bar for wide span shelf WS 3000	178
Shelving systems	244 - 265
Shelf signage	103, 215
Shelf (aluminium / stainless steel)	72
Shelving containers	108 - 111
Shelving ladders	112 - 115
Shelving ladders accessories	115
Shelving space labels	103, 215
Shelving row labels	103, 215
Shelf drawer	101
Sheet metal storage box	218
Side elements for plug-in system	81
Single clamping foot	85, 157
Single drawer	101
Stop bar Plug-in system	90, 157
Stop bar bolted system	134, 157
Scanner rails	103
S-hooks	73
Screws (hexagon)	89, 133
Screws (fillister head)	155
Solid sheet metal frame	82
Solid sheet metal side panels for plug-in system	94
Solid metal panel for plug-in system	94
Spacers for double shelves	88
Spacer for pallet rack	210
Spill containment shelving	71
Suspension brackets for corner solution	88
Support plates for W 100	189
Suspension file shelving unit	152, 153
Support lid for Euro stacking crates	111
Supply shelf	51
Stainless steel shelves	72 - 73
Small container shelving	70 - 71
Small parts management	53
Small parts shelving	53
Small parts shelving sets	56 - 57
Slotted compartments	106
Sloping shelf with wire divider	48 - 49
Sloping shelving	50
Sloping shelving XL	50
Slanted roller system (cable drum shelf)	220
SCHULTE GREEN	42 - 43
Side guides	48 - 49, 100
Sides walls (wire mesh) for plug-in system	95
Side walls (perforated plate) for the plug-in system	96
Side panel (perforated plate) for plug-in system	97
Side walls (solid metal) for plug-in system	94
SPRINKLERplus fire safety shelves	259
Steel platforms	266 - 273
Steel foot - simple for bolted system	133
Steel panels for pallet racking	210

## T

Threading rod shelving unit	152
Threaded rod holder	100
Trestle rack	222
Turnbuckle	82
Tyre racking – spacer	88
Tyre crossbeams	87
T-profiles	81
T-profile frames	82 - 83

## U

Uprights for pallet racking	204
Upright frames W 100	189
Universal support	85

## W

Wall mounting for plug-in system	89
Wall bracket for tyre / rim shelf	89
Wheel / tyre racking	62 - 65
Wine rack	54
Wing doors	95, 159
Wide-span shelving	162 - 191
Wide-span shelving W 100	186 - 191
Wide-span shelving WS 2000	166 - 171
Wide-span shelving WS 3000	172 - 179
Wide-span shelving Z1	180 - 185
Wide-span shelving	52
Wire bulk material strip	93
Wire dividers	100
Wire mesh decking	210
Wire mesh basket	98
Wire mesh basket rack	53
Wire mesh side panel for plug-in system	95
Wire mesh rear panel for plug-in system	95
Wire mesh shelf for small binder rack	70
Wire basket shelving WS 2000	171
Wire basket additional layer for WS 2000	171
Wire mesh for pallet shelving	208
Wire mesh rear wall for pallet racking	211

## Z

Z1 packing table	183
Z1 Wide-span shelving	180 - 185







# SCHULTE CATALOGUE PORTAL

All information digitally in one place

Our OXOMI catalogue portal always contains the latest versions of our SCHULTE media. Here you will find everything you need to successfully sell our products, from catalogues and brochures to assembly instructions and sales-supporting checklists. You can easily access the catalogue portal via the menu on our homepage [www.schulte-lagertechnik.de](http://www.schulte-lagertechnik.de) or directly via the QR code at the bottom of this page.



CATALOGUES



BROCHURES



HANDBOOKS



MANUALS



CHECK LISTS

**GET INFORMATION NOW  
AND DOWNLOAD DIRECTLY!**



# » Our project stories

An excerpt from our most important references:



Warehouse 44 - 45



Logistics centre 58 - 59



Tyre Hotel 66 - 67



Bibliothek 160 - 161



Logistics centre 194 - 195



Cube warehouse 262 - 263



Logistics centre 264 - 265



Mezzanine system 270 - 271

# » We make a mark

The catalogue icons and their meaning:



10-year availability guarantee on shelving systems



Ready to dispatch within 48 hours



5 year guarantee on shelving systems



Ready to dispatch in 5 days



3 year guarantee on heavy-duty shelving



Ready to dispatch within 2 weeks



Seal of quality for warehouse and production facilities – RAL-RG 614



Ready to dispatch within 4 weeks



Test mark of certified safety



Ready to dispatch in 5-6 weeks



Declaration of compliance in accordance with the building regulations, list A part 1, DIBt, Berlin



Test mark food safe

# » Always the right tone



Galvanised



RAL 7035 light grey



RAL 5010 gentian blue



RAL 3000 fire red



RAL 7001 silver grey



RAL 2004 pure orange



Blue



Black



RAL 6011 reseda green

Other RAL colours on request.





smarter.storing.solutions



Gebrüder Schulte GmbH & Co. KG ■ Zum Dümpel 22 ■ 59846 Sundern ■ Tel. +49 2933 836-175 ■ Fax +49 2933 836-215 ■ [info@schulte-lagertechnik.de](mailto:info@schulte-lagertechnik.de) ■ [www.schulte-lagertechnik.de](http://www.schulte-lagertechnik.de)