

C-LINE | CS-CLASSIC

Safety storage cabinets for the storage of toxic and non-flammable hazardous materials in working areas according to TRGS 510

1

Large variation of models

A selection of cabinets in three widths and two heights allow the adaption to users requirements and structural conditions. 3 different door variations are available: Wing door, wing door with fixed window, space-saving folding door.



2

Type 30 safety box

Optionally available with a type 30 safety box for the safe storage of small quantities of flammable hazardous materials.



3

Modern bicolour design

The cabinets bring colour to your workplace: choice of seven door colours at no extra cost, body in modern Anthracite grey.



4

No unauthorised use

Doors lockable with profile cylinder and cylinder lock.



5

Ventilation

Ready for connection to (DN 75) a technical exhaust system. Natural ventilation at the cabinet bottom.



6

Available with pull-out shelves

Incl. sumps made of plastic. The pulled-out shelf provides a quick overview of all stored hazardous substances. In case of leakage the tray can be easily removed and quickly emptied and cleaned.



7

Interior equipment

Fitted for large containers and canisters with shelves and a bottom collecting sump. The height-adjustable storage levels offer a high load capacity. In combination with a perforated insert, the bottom collecting sump can be used as an additional storage level.





- Conformity in accordance with the requirements of **EN 16121** and **16122**
- Requirements and test methods for safety, strength, durability and stability.
- Figure shows **model CS.195.105.WDFW**
For more detailed information on all available models and further model classes see the following pages



C-LINE | CS-CLASSIC



Model CS.195.105
Order No. 30495-047-30508



Model CS.195.105.FD
Order No. 30497-041-30508



Model CS.195.105.WDFW
Order No. 30496-050-30516

Technical data

		CS.195.105(.WDFW/.FD)
External dimensions W x D x H	mm	1055 x 520 x 1950
Internal dimensions W x D x H	mm	996 x 493 x 1835
Weight without interior equip.	kg	75 kg
Extraction air	DN	75 DN
Air change 10 times	m ³ /h	9 m ³ /h
Diff. pressure (air change 10 times)	Pa	2 Pa

Main features



Model WDFW glass-paneled wing doors






Model FD with folding doors

Model	Body colour	Door colour	Order No.
CS.195.105	anthracite grey RAL 7016	warning yellow RAL 1004 light grey RAL 7035	30495-040 30495-041
CS.195.105.WDFW	anthracite grey RAL 7016	warning yellow RAL 1004 light grey RAL 7035	30496-040 30496-041
CS.195.105.FD	anthracite grey RAL 7016	warning yellow RAL 1004 light grey RAL 7035	30497-040 30497-041

You can find further colour combinations and equipment packages in our configurator: www.asecos-configurator.com


Interior equipment packages (can only be ordered in combination with the cabinet)	Material	Order No.
3x shelf, 1x perforated insert, 1x bottom collecting sump (V=33.0L)	sheet steel galvanised	30508
3x shelf, 1x perforated insert, 1x bottom collecting sump (V=33.0L)	sheet steel powder-coated, sheet steel galvanised	30510
4x pull-out shelf with plastic sump (V=33.0L)	sheet steel powder-coated/PP RAL 7035	30516
6x pull-out shelf with plastic sump (V=33.0L)	sheet steel powder-coated/PP RAL 7035	30518

Interior equipment	Material	W x D x H (mm)	 ¹⁾	 ²⁾	 ³⁾	Order No.
Shelf	sheet steel galvanised	993 x 492 x 30	100.00			30519
	sheet steel powder-coated	993 x 492 x 30	100.00			30520
Perforated insert	sheet steel galvanised	976 x 427 x 41	60.00			30521
Bottom collecting sump	sheet steel galvanised	978 x 430 x 85*		33.00	30.00	30522
Pull-out shelf with plastic sump	sheet steel powder-coated/PP RAL 7035	888 x 415 x 107*	30.00	33.00	30.00	30525
Box for chemicals	PP blue	410 x 300 x 260				30038

Accessories	Order No.
Extraction unit without exhaust air monitoring	14218

* usable storage space W x D (mm)

1) load capacity (kg), 2) retention capacity (ltr), 3) maximum container volume in the cabinet (ltr)



Model CS.195.105.F
Order No. 30848-040-30850



Model CS.195.105.F.WDFW
Order No. 30849-050-30858

Technical data

External dimensions W x D x H
Internal dimensions W x D x H
Weight without interior equip.
Extraction air
Air change **10 times**
Diff. pressure (air change **10 times**)

mm 1055 x 520 x 1950
mm 996 x 493 x 1835
kg 138 kg
DN 75 DN
m³/h 9 m³/h
Pa 2 Pa

CS.195.105.F(WDFW)

Main features



Model WDFW glass-paneled wing doors



Type 30 safety box included

Model	Body colour	Door colour	Order No.
CS.195.105.F	anthracite grey RAL 7016	warning yellow RAL 1004 light grey RAL 7035	30848-040 30848-041
CS.195.105.F.WDFW	anthracite grey RAL 7016	warning yellow RAL 1004 light grey RAL 7035	30849-040 30849-041

You can find further colour combinations and equipment packages in our configurator: www.asecos-configurator.com

Interior equipment packages (can only be ordered in combination with the cabinet)	Material	Order No.
2x shelf, 1x perforated insert, 1x bottom collecting sump (V=33.0L)	sheet steel galvanised	30850
2x shelf, 1x perforated insert, 1x bottom collecting sump (V=33.0L)	sheet steel powder-coated, sheet steel galvanised	30852
3x pull-out shelf with plastic sump (V=33.0L)	sheet steel powder-coated/PP RAL 7035	30858

Interior equipment	Material	W x D x H (mm)	1)	2)	3)	Order No.
Shelf	sheet steel galvanised	993 x 492 x 30	100.00			30519
	sheet steel powder-coated	993 x 492 x 30	100.00			30520
Perforated insert	sheet steel galvanised	976 x 427 x 41	60.00			30521
Bottom collecting sump	sheet steel galvanised	978 x 430 x 85*		33.00	30.00	30522
Pull-out shelf with plastic sump	sheet steel powder-coated/PP RAL 7035	888 x 415 x 107*	30.00	33.00	30.00	30525
Box for chemicals	PP blue	410 x 300 x 260				30038

Accessories	Order No.
Extraction unit without exhaust air monitoring	14218

* usable storage space W x D (mm)

1) load capacity (kg), 2) retention capacity (ltr), 3) maximum container volume in the cabinet (ltr)

C-LINE | CS-CLASSIC



Model CS.195.081
Order No. 30532-048-30542



Model CS.195.081.WDFW
Order No. 30533-041-30550

Technical data

External dimensions W x D x H
Internal dimensions W x D x H
Weight without interior equip.
Extraction air
Air change **10 times**
Diff. pressure (air change **10 times**)

mm 810 x 520 x 1950
mm 751 x 493 x 1835
kg 68 kg
DN 75 DN
m³/h 7 m³/h
Pa 1 Pa

CS.195.081(.WDFW)

Main features



Model WDFW glass-paneled wing doors

Model	Body colour	Door colour	Order No.
CS.195.081	anthracite grey RAL 7016	warning yellow RAL 1004 light grey RAL 7035	30532-040 30532-041
CS.110.081.WDFW	anthracite grey RAL 7016	warning yellow RAL 1004 light grey RAL 7035	30531-040 30531-041

You can find further colour combinations and equipment packages in our configurator: www.asecos-configurator.com

Interior equipment packages (can only be ordered in combination with the cabinet)	Material	Order No.
3x shelf, 1x perforated insert, 1x bottom collecting sump (V=33.0L)	sheet steel galvanised	30542
3x shelf, 1x perforated insert, 1x bottom collecting sump (V=33.0L)	sheet steel powder-coated RAL 7035, sheet steel galvanised	30544
3x shelf, 1x bottom collecting sump with grid (V=33.0L)	sheet steel galvanised, sheet steel galvanised and coated blue	30546
3x shelf, 1x bottom collecting sump with grid (V=33.0L)	sheet steel powder-coated RAL 7035, sheet steel galvanised and coated blue	30547
4x pull-out shelf with plastic sump (V=22.0L)	sheet steel powder-coated/PP RAL 7035	30548
6x pull-out shelf with plastic sump (V=22.0L)	sheet steel powder-coated/PP RAL 7035	30550

Interior equipment	Material	W x D x H (mm)	1)	2)	3)	Order No.
Shelf	sheet steel galvanised	748 x 492 x 30	60.00			30551
	sheet steel powder-coated RAL 7035	748 x 492 x 30	60.00			30552
Perforated insert	sheet steel galvanised	731 x 412 x 41	60.00			30553
Bottom collecting sump	sheet steel galvanised	736 x 415 x 112*		33.00	30.00	30554
Pull-out shelf with plastic sump	sheet steel powder-coated/PP RAL 7035	644 x 416 x 102*	30.00	22.00	20.00	30556
Box for chemicals	PP blue	410 x 300 x 260				30038

Accessories	Order No.
Extraction unit without exhaust air monitoring	14218

* usable storage space W x D (mm)

1) load capacity (kg), 2) retention capacity (ltr), 3) maximum container volume in the cabinet (ltr)



Model CS.195.054
Order No. 30561-041-30573



Model CS.195.054.WDFW
Order No. 30563-040-30579

Technical data

		CS.195.054(.R./WDFW/.WDFWR)
External dimensions W x D x H	mm	545 x 520 x 1950
Internal dimensions W x D x H	mm	486 x 493 x 1835
Weight without interior equip.	kg	51 kg
Extraction air	DN	75 DN
Air change 10 times	m ³ /h	4 m ³ /h
Diff. pressure (air change 10 times)	Pa	1 Pa

Main features






Model WDFW with glass-paneled wing door

Model	Body colour	Door colour	Order No.
CS.195.054	anthracite grey RAL 7016	warning yellow RAL 1004 light grey RAL 7035	30561-040 30561-041
CS.195.054.R	anthracite grey RAL 7016	warning yellow RAL 1004 light grey RAL 7035	30562-040 30562-041
CS.195.054.WDFW	anthracite grey RAL 7016	warning yellow RAL 1004 light grey RAL 7035	30563-040 30563-041
CS.195.054.WDFWR	anthracite grey RAL 7016	warning yellow RAL 1004 light grey RAL 7035	30564-040 30564-041

You can find further colour combinations and equipment packages in our configurator: www.asecos-configurator.com

Interior equipment packages (can only be ordered in combination with the cabinet)	Material	Order No.
3x shelf, 1x perforated insert, 1x bottom collecting sump (V=22.0L)	sheet steel galvanised	30573
3x shelf, 1x perforated insert, 1x bottom collecting sump (V=22.0L)	sheet steel powder-coated RAL 7035, sheet steel galvanised	30575
3x shelf, 1x bottom collecting sump (V=22.0L)	sheet steel powder-coated RAL 7035, sheet steel galvanised	30576
3x shelf, 1x bottom collecting sump with grid (V=22.0L)	sheet steel powder-coated RAL 7035, sheet steel galvanised and coated blue	30578
4x pull-out shelf with plastic sump (V=11.0L)	sheet steel powder-coated/PP RAL 7035	30579
6x pull-out shelf with plastic sump (V=11.0L)	sheet steel powder-coated/PP RAL 7035	30581

Interior equipment	Material	W x D x H (mm)	 ¹⁾	 ²⁾	 ³⁾	Order No.
Shelf	sheet steel galvanised	484 x 491 x 30	50.00			30582
	sheet steel powder-coated RAL 7035	484 x 491 x 30	50.00			30583
Perforated insert	sheet steel galvanised	464 x 408 x 41	50.00			30584
Bottom collecting sump	sheet steel galvanised	469 x 412 x 118*		22.00	20.00	30585
Pull-out shelf with plastic sump	sheet steel powder-coated/PP RAL 7035	370 x 417 x 89*	30.00	11.00	10.00	30587
Box for chemicals	PP blue	410 x 300 x 260				30038

Accessories	Order No.
Extraction unit without exhaust air monitoring	14218

* usable storage space W x D (mm)
1) load capacity (kg), 2) retention capacity (ltr), 3) maximum container volume in the cabinet (ltr)

C-LINE | CS-CLASSIC



Model CS.110.105.FD
Order No. 30494-041-30498





Model CS.110.105.WDFW
Order No. 30493-050-30507

Technical data

		CS.110.105(.WDFW/.FD)
External dimensions W x D x H	mm	1055 x 520 x 1105
Internal dimensions W x D x H	mm	996 x 493 x 990
Weight without interior equip.	kg	48 kg
Extraction air	DN	75 DN
Air change 10 times	m ³ /h	5 m ³ /h
Diff. pressure (air change 10 times)	Pa	1 Pa




Main features

-  Model WDFW glass-paneled wing doors
-  Model FD with folding doors

Model	Body colour	Door colour	Order No.
CS.110.105	anthracite grey RAL 7016	warning yellow RAL 1004 light grey RAL 7035	30492-040 30492-041
CS.110.105.WDFW	anthracite grey RAL 7016	warning yellow RAL 1004 light grey RAL 7035	30493-040 30493-041
CS.110.105.FD	anthracite grey RAL 7016	warning yellow RAL 1004 light grey RAL 7035	30494-040 30494-041

You can find further colour combinations and equipment packages in our configurator: www.asecos-configurator.com

Interior equipment packages (can only be ordered in combination with the cabinet)	Material	Order No.
2x shelf, 1x perforated insert, 1x bottom collecting sump (V=33.0L)	sheet steel galvanised	30498
2x shelf, 1x perforated insert, 1x bottom collecting sump (V=33.0L)	sheet steel powder-coated, sheet steel galvanised	30500
2x pull-out shelf with plastic sump (V=33.0L)	sheet steel powder-coated/PP RAL 7035	30506
3x pull-out shelf with plastic sump (V=33.0L)	sheet steel powder-coated/PP RAL 7035	30507

Interior equipment	Material	W x D x H (mm)	 ¹⁾	 ²⁾	 ³⁾	Order No.
Shelf	sheet steel galvanised	993 x 492 x 30	100.00			30519
	sheet steel powder-coated	993 x 492 x 30	100.00			30520
Perforated insert	sheet steel galvanised	976 x 427 x 41	60.00			30521
Bottom collecting sump	sheet steel galvanised	978 x 430 x 85*		33.00	30.00	30522
Pull-out shelf with plastic sump	sheet steel powder-coated/PP RAL 7035	888 x 415 x 107*	30.00	33.00	30.00	30525
Box for chemicals	PP blue	410 x 300 x 260				30038

Accessories	Order No.
Extraction unit without exhaust air monitoring	14218

* usable storage space W x D (mm)

1) load capacity (kg), 2) retention capacity (ltr), 3) maximum container volume in the cabinet (ltr)



Model CS.110.054
Order No. 30557-041-30565

Model CS.110.054.WDFW
Order No. 30559-040-30572

Technical data

External dimensions W x D x H	mm	545 x 520 x 1105
Internal dimensions W x D x H	mm	486 x 493 x 990
Weight without interior equip.	kg	31 kg
Extraction air	DN	75 DN
Air change 10 times	m ³ /h	2 m ³ /h
Diff. pressure (air change 10 times)	Pa	1 Pa

CS.110.054(.R/.WDFW/.WDFWR)

Main features






Model WDFW with glass-paneled wing door

Model	Body colour	Door colour	Order No.
CS.110.054	anthracite grey RAL 7016	warning yellow RAL 1004 light grey RAL 7035	30557-040 30557-041
CS.110.054.R	anthracite grey RAL 7016	warning yellow RAL 1004 light grey RAL 7035	30558-040 30558-041
CS.110.054.WDFW	anthracite grey RAL 7016	warning yellow RAL 1004 light grey RAL 7035	30559-040 30559-041
CS.110.054.WDFWR	anthracite grey RAL 7016	warning yellow RAL 1004 light grey RAL 7035	30560-040 30560-041

You can find further colour combinations and equipment packages in our configurator: www.asecos-configurator.com

Interior equipment packages (can only be ordered in combination with the cabinet)	Material	Order No.
2x shelf, 1x perforated insert, 1x bottom collecting sump (V=22.0L)	sheet steel galvanised	30565
2x shelf, 1x perforated insert, 1x bottom collecting sump (V=22.0L)	sheet steel powder-coated RAL 7035, sheet steel galvanised	30567
2x shelf, 1x bottom collecting sump with grid (V=22.0L)	sheet steel galvanised, sheet steel galvanised and coated blue	30569
2x shelf, 1x bottom collecting sump with grid (V=22.0L)	sheet steel powder-coated RAL 7035, sheet steel galvanised and coated blue	30570
2x pull-out shelf with plastic sump (V=11.0L)	sheet steel powder-coated/PP RAL 7035	30571
3x pull-out shelf with plastic sump (V=11.0L)	sheet steel powder-coated/PP RAL 7035	30572

Interior equipment	Material	W x D x H (mm)	 ¹⁾	 ²⁾	 ³⁾	Order No.
Shelf	sheet steel galvanised	484 x 491 x 30	50.00			30582
	sheet steel powder-coated RAL 7035	484 x 491 x 30	50.00			30583
Perforated insert	sheet steel galvanised	464 x 408 x 41	50.00			30584
Bottom collecting sump	sheet steel galvanised	469 x 412 x 118*		22.00	20.00	30585
Pull-out shelf with plastic sump	sheet steel powder-coated/PP RAL 7035	370 x 417 x 89*	30.00	11.00	10.00	30587
Box for chemicals	PP blue	410 x 300 x 260				30038

Accessories

Accessories	Order No.
Extraction unit without exhaust air monitoring	14218

* usable storage space W x D (mm)

1) load capacity (kg), 2) retention capacity (ltr), 3) maximum container volume in the cabinet (ltr)

C-LINE | CS-CLASSIC-MultiRisk

Safety storage cabinets for the storage of toxic and non-flammable hazardous materials in working areas according to TRGS 510

1

Multifunctional

Separated storage of various hazardous materials in up to 4 storage compartments. Labelling system suitable for each stored hazardous material. Every storage compartment can be equipped individually, optimal adaption to the stored containers and user requirements.



2

Cylinder lock

Doors lockable with cylinder lock. Each storage compartment can be operated separately.



3

Ventilation

Ready for connection to (DN 75) a technical exhaust system. Natural ventilation at the cabinet bottom.



4

Available with pull-out shelves

Incl. sumps made of plastic. The pulled-out shelf provides a quick overview of all stored hazardous substances. In case of leakage the tray can be easily removed and quickly emptied and cleaned.



5

Interior equipment

Fitted for large containers and canisters with shelves and a bottom collecting sump. The height-adjustable storage levels offer a high load capacity. In combination with a perforated insert, the bottom collecting sump can be used as an additional storage level.





- Conformity in accordance with the requirements of **EN 16121** and **16122**
- Requirements and test methods for safety, strength, durability and stability.



C-LINE | CS-CLASSIC-MultiRisk



Model CS.195.105.MM.4WD
Order No. 30803-050-30806



Model CS.195.105.MM.4WD
Order No. 30803-050-30808



Model CS.195.105.MM.4WD
Order No. 30803-050-31947

Technical data

External dimensions W x D x H	mm	1055 x 520 x 1950
Internal dimensions W x D x H	mm	996 x 493 x 1835
Weight without interior equip.	kg	80 kg
Extraction air	DN	75 DN
Air change 10 times	m ³ /h	9 m ³ /h
Diff. pressure (air change 10 times)	Pa	2 Pa




Main features



Dividing walls providing separate storage compartments

Model	Body colour	Door colour	Order No.
CS.195.105.MM.4WD	anthracite grey RAL 7016	pure white RAL 9010	30803-050

Interior equipment packages (can only be ordered in combination with the cabinet)	Material	Order No.
4x shelf, 2x bottom collecting sump (V=22.0L), 4x perforated insert, 2x bottom collecting sump (V=22.0L)	sheet steel powder-coated, sheet steel galvanised	30805
4x shelf, 2x bottom collecting sump (V=22.0L), 4x perforated insert, 2x bottom collecting sump (V=22.0L)	sheet steel galvanised	30806
Top: 2x shelf, 2x perforated insert, 1x bottom collecting sump (V=22.0L), 1x bottom collecting sump (V=22.0L) Bottom: 4x pull-out shelf (V=11.0L)	sheet steel powder-coated, sheet steel galvanised, sheet steel powder-coated/PP RAL 7035	30807
Top: 2x shelf, 1x bottom collecting sump (V=22.0L), 2x perforated insert, 1x bottom collecting sump (V=22.0L) Bottom: 4x pull-out shelf (V=11.0L)	sheet steel galvanised, sheet steel powder-coated/PP RAL 7035	30808
8x pull-out shelf for cabinets with vertical dividing wall (V=11.0L)	sheet steel powder-coated/PP RAL 7035	31947

Interior equipment	Material	W x D x H (mm)	 ¹⁾	 ²⁾	 ³⁾	Order No.
Shelf	sheet steel galvanised		50.00			30838
	sheet steel powder-coated		50.00			30837
Perforated insert	sheet steel galvanised	464 x 408 x 41	50.00			30584
Bottom collecting sump for cabinets with vertical dividing wall	sheet steel galvanised	469 x 412 x 118*		22.00	20.00	30840
Bottom collecting sump with grid for cabinets with vertical dividing wall	sheet steel powder-coated blue	466 x 406 x 136*		22.00	20.00	30841
Pull-out shelf for cabinets with vertical dividing wall	sheet steel powder-coated/PP RAL 7035	370 x 417 x 89*	30.00	11.00	10.00	30839
Box for chemicals	PP blue	410 x 300 x 260				30038

Accessories	Order No.
Extraction unit without exhaust air monitoring	14218

* usable storage space W x D (mm)

1) load capacity (kg), 2) retention capacity (ltr), 3) maximum container volume in the cabinet (ltr)



Model CS.195.054.MH.3WDR
Order No. 30804-050-30810



Model CS.195.054.MH.3WDR
Order No. 30804-050-31945



Model CS.195.054.MH.3WDR
Order No. 30804-050-31946

Technical data

External dimensions W x D x H	mm	545 x 520 x 1950
Internal dimensions W x D x H	mm	486 x 493 x 1835
Weight without interior equip.	kg	51 kg
Extraction air	DN	75 DN
Air change 10 times	m ³ /h	4 m ³ /h
Diff. pressure (air change 10 times)	Pa	1 Pa

Main features



Dividing walls providing separate storage compartments

Model	Body colour	Door colour	Order No.
CS.195.054.MH.3WDR	anthracite grey RAL 7016	pure white RAL 9010	30804-050

Interior equipment packages (can only be ordered in combination with the cabinet)	Material	Order No.
3x shelf, 3x bottom collecting sump (V=22.0L), 3x perforated insert	sheet steel powder-coated RAL 7035, sheet steel galvanised	30809
3x shelf, 3x bottom collecting sump (V=22.0L), 3x perforated insert	sheet steel galvanised	30810
Top: 1x shelf, 1x bottom collecting sump (V=22.0L), 1x perforated insert	sheet steel powder-coated RAL 7035, sheet steel galvanised, sheet steel powder-coated/PP RAL 7035	31944
Central: 2x pull-out shelf (V=11.0L)		
Bottom: 2x pull-out shelf (V=11.0L)		
Top: 1x shelf, 1x bottom collecting sump (V=22.0L), 1x perforated insert	sheet steel galvanised, sheet steel powder-coated/PP RAL 7035	31945
Central: 2x pull-out shelf (V=11.0L)		
Bottom: 2x pull-out shelf (V=11.0L)		
6x pull-out shelf with plastic sump (V=11.0L)	sheet steel powder-coated/PP RAL 7035	31946

Interior equipment	Material	W x D x H (mm)	1)	2)	3)	Order No.
Shelf	sheet steel galvanised	484 x 491 x 30	50.00			30582
	sheet steel powder-coated RAL 7035	484 x 491 x 30	50.00			30583
Perforated insert	sheet steel galvanised	464 x 408 x 41	50.00			30584
Bottom collecting sump	sheet steel galvanised	469 x 412 x 118*		22.00	20.00	30585
Bottom collecting sump with grid	sheet steel galvanised and coated blue	466 x 406 x 136*		22.00	20.00	30586
Pull-out shelf with plastic sump	sheet steel powder-coated/PP RAL 7035	370 x 417 x 89*	30.00	11.00	10.00	30587
Box for chemicals	PP blue	410 x 300 x 260				30038

Accessories	Order No.
Extraction unit without exhaust air monitoring	14218

* usable storage space W x D (mm)
1) load capacity (kg), 2) retention capacity (ltr), 3) maximum container volume in the cabinet (ltr)

CX-LINE | CX-CLASSIC

Recirculating air filter storage cabinets for the storage of non-flammable and toxic hazardous materials and the extraction and filtration of their vapours

1

Elimination of harmful vapours due to the recirculating air filter unit. Permanent extraction and filtration of hazardous vapours.



2

Multifunctional

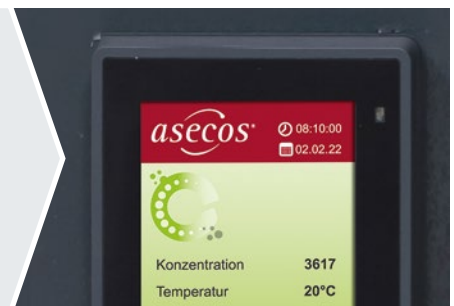
The CX-LINE recirculating air filter storage cabinets enable the common storage, extraction and filtration of the most diverse hazardous materials in one cabinet.

Flexibility³

3

Eco-friendly

Long filter lifetimes; environmentally and customer-friendly reusable filter system.



4

No unauthorised use

Doors lockable with profile cylinder and cylinder lock.



5

The CX-LINE is based on the CS-CLASSIC and CS-CLASSIC-MultiRisk cabinets.



6

Low noise level

At approx. 39 dB (A), the unit is extremely quiet and does not produce any perturbing noises. Visual and acoustic signals provide a clear warning in an emergency and, in combination with the potential-free alarm contact, ensure maximum safety.





- Conformity of the Q-LINE safety storage cabinets according to **EN 16121** and **16122** (EN 16121:2013+A1:2017)



- **Excellent products with special manufacturer warranty**
- Extended **manufacturer warranty of up to five years** in connection with an asecos service tariff



CX-LINE | CX-CLASSIC



Model CX.229.105.WDFW
Order No. 32925-041-30508



Model CX.229.105.WDFW
Order No. 32925-050-30516



Model CX.229.105.WDFW
Order No. 32925-041-30518

Technical data

External dimensions W x D x H	mm	1055 x 520 x 2290
Internal dimensions W x D x H	mm	all compartments: 475 x 495 x 905
Weight without interior equip.	kg	105
Frequency	Hz	50
Nominal voltage	V	230
Max. current consumption	A	0.5
Power consump. in operation	W	120
Power consump. in standby mode	W	50

Main features



Self-sufficient and flexible storage solution



Cabinet incl. recirculating air filter unit

Model	Body colour	Door colour	Order No.
CX.229.105.WDFW	anthracite grey RAL 7016	light grey RAL 7035	32925-041
		pure white RAL 9010	32925-050

Interior equipment packages (can only be ordered in combination with the cabinet)	Material	Order No.
3x shelf, 1x perforated insert, 1x bottom collecting sump (V=33.0L)	sheet steel galvanised	30508
3x shelf, 1x perforated insert, 1x bottom collecting sump (V=33.0L)	sheet steel powder-coated, sheet steel galvanised	30510
4x pull-out shelf with plastic sump (V=33.0L)	sheet steel powder-coated/PP RAL 7035	30516
6x pull-out shelf with plastic sump (V=33.0L)	sheet steel powder-coated/PP RAL 7035	30518

Interior equipment	Material	W x D x H (mm)	1)	2)	3)	Order No.
Shelf	sheet steel galvanised	993 x 492 x 30	100.00			30519
Shelf	sheet steel powder-coated	993 x 492 x 30	100.00			30520
Perforated Insert	sheet steel galvanised	976 x 427 x 41	60.00			30521
Bottom collecting sump	sheet steel galvanised	978 x 430 x 85*		33.00	30.00	30522
Bottom collecting sump big with grid	sheet steel galvanised and coated blue	984 x 382 x 175*		66.00	60.00	30524
Pull-out shelf with plastic sump	sheet steel powder-coated/PP RAL 7035	888 x 415 x 107*	30.00	33.00	30.00	30525
Box for chemicals	PP blue	410 x 300 x 260				30038

* usable storage space W x D (mm)

1) load capacity (kg), 2) retention capacity (ltr), 3) maximum container volume in the cabinet (ltr)

Accessories	Material	W x D x H (mm)	Order No.
Activated carbon replacement filter	activated carbon	270 x 270 x 246	32952



Model CX.229.081.WDFW
Order No. 32929-050-30542



Model CX.229.081.WDFW
Order No. 32929-041-30548



Model CX.229.081.WDFW
Order No. 32929-041-30550

Technical data

External dimensions W x D x H	mm	810 x 520 x 2290
Internal dimensions W x D x H	mm	751 x 493 x 1835
Weight without interior equip.	kg	93
Frequency	Hz	50
Nominal voltage	V	230
Max. current consumption	A	0.5
Power consump. in operation	W	120
Power consump. in standby mode	W	50

Main features



Self-sufficient and flexible storage solution



Cabinet incl. recirculating air filter unit

Model	Body colour	Door colour	Order No.
CX.229.081.WDFW	anthracite grey RAL 7016	light grey RAL 7035	32929-041
		pure white RAL 9010	32929-050

Interior equipment packages (can only be ordered in combination with the cabinet)	Material	Order No.
3x shelf, 1x perforated insert, 1x bottom collecting sump (V=33.0L)	sheet steel galvanised	30542
3x shelf, 1x perforated insert, 1x bottom collecting sump (V=33.0L)	sheet steel powder-coated RAL 7035, sheet steel galvanised	30544
3x shelf, 1x bottom collecting sump with grid (V=33.0L)	sheet steel galvanised, sheet steel galvanised and coated blue	30546
3x shelf, 1x bottom collecting sump with grid (V=33.0L)	sheet steel powder-coated RAL 7035, sheet steel galvanised and coated blue	30547
4x pull-out shelf with plastic sump (V=22.0L)	sheet steel powder-coated/PP RAL 7035	30548
6x pull-out shelf with plastic sump (V=22.0L)	sheet steel powder-coated/PP RAL 7035	30550

Interior equipment	Material	W x D x H (mm)	1)	2)	3)	Order No.
Shelf	sheet steel galvanised	748 x 492 x 30	60.00			30551
Shelf	sheet steel powder-coated RAL 7035	748 x 492 x 30	60.00			30552
Perforated Insert	sheet steel galvanised	731 x 412 x 41	60.00			30553
Bottom collecting sump	sheet steel galvanised	736 x 415 x 112*		33.00	30.00	30554
Bottom collecting sump with grid	sheet steel galvanised and coated blue	739 x 411 x 129*		33.00	30.00	30555
Pull-out shelf with plastic sump	sheet steel powder-coated/PP RAL 7035	644 x 416 x 102*	30.00	22.00	20.00	30556
Box for chemicals	PP blue	410 x 300 x 260				30038

* usable storage space W x D (mm)

1) load capacity (kg), 2) retention capacity (ltr), 3) maximum container volume in the cabinet (ltr)

Accessories	Material	W x D x H (mm)	Order No.
Activated carbon replacement filter	activated carbon	270 x 270 x 181	32953

CX-LINE | CX-CLASSIC-MultiRisk



Model CX.229.105.MM.4WD
Order No. 32933-050-30806



Model CX.229.105.MM.4WD
Order No. 32933-050-30808



Model CX.229.105.MM.4WD
Order No. 32933-050-31947

Technical data

External dimensions W x D x H	mm	1055 x 520 x 2290
Internal dimensions W x D x H	mm	all compartments: 475 x 495 x 905
Weight without interior equip.	kg	98
Frequency	Hz	50
Nominal voltage	V	230
Max. current consumption	A	0.5
Power consump. in operation	W	120
Power consump. in standby mode	W	50

Main features






Self-sufficient and flexible storage solution



Cabinet incl. recirculating air filter unit

Model	Body colour	Door colour	Order No.
CX.229.105.MM.4WD	anthracite grey RAL 7016	pure white RAL 9010	32933-050

Interior equipment packages (can only be ordered in combination with the cabinet)	Material	Order No.
4x shelf, 2x bottom collecting sump (V=22.0L), 4x perforated insert, 2x bottom collecting sump (V=22.0L)	sheet steel powder-coated, sheet steel galvanised	30805
4x shelf, 2x bottom collecting sump (V=22.0L), 4x perforated insert, 2x bottom collecting sump (V=22.0L)	sheet steel galvanised	30806
Top: 2x shelf, 2x perforated insert, 1x bottom collecting sump (V=22.0L), 1x bottom collecting sump (V=22.0L) Bottom: 4x pull-out shelf (V=11.0L)	sheet steel powder-coated, sheet steel galvanised, sheet steel powder-coated/PP RAL 7035	30807
Top: 2x shelf, 1x bottom collecting sump (V=22.0L), 2x perforated insert, 1x bottom collecting sump (V=22.0L) Bottom: 4x pull-out shelf (V=11.0L)	sheet steel galvanised, sheet steel powder-coated/PP RAL 7035	30808
8x pull-out shelf for cabinets with vertical dividing wall (V=11.0L)	sheet steel powder-coated/PP RAL 7035	31947

Interior equipment	Material	W x D x H (mm)	 ¹⁾	 ²⁾	 ³⁾	Order No.
Shelf	sheet steel galvanised	50.00				30838
	sheet steel powder-coated	50.00				30837
Perforated insert	sheet steel galvanised	464 x 408 x 41	50.00			30584
Bottom collecting sump for cabinets with vertical dividing wall	sheet steel galvanised	469 x 412 x 118*		22.00	20.00	30840
Bottom collecting sump with grid for cabinets with vertical dividing wall	sheet steel powder-coated blue	466 x 406 x 136*		22.00	20.00	30841
Pull-out shelf for cabinets with vertical dividing wall	sheet steel powder-coated/PP RAL 7035	370 x 417 x 89*	30.00	11.00	10.00	30839
Box for chemicals	PP blue	410 x 300 x 260				30038

* usable storage space W x D (mm)

1) load capacity (kg), 2) retention capacity (ltr), 3) maximum container volume in the cabinet (ltr)

Accessories	Material	W x D x H (mm)	Order No.
Activated carbon replacement filter	activated carbon	270 x 270 x 246	32952